

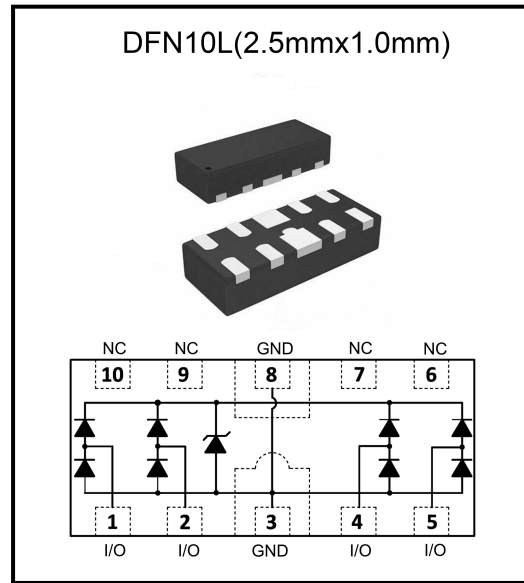
BNCS0806S

ESD Protection Diode Array

Features

- 52Watts peak pulse power (tp = 8/20µs)
- Unidirectional configurations
- Solid-state silicon-avalanche technology
- Low clamping Voltage
- Low leakage current
- Low capacitance (Cj=0.3pF typ.I/O to I/O)
- Protection one data/power line
- IEC 61000-4-2 ±20kV contact ; ±20kV air
- IEC 61000-4-4 (EFT) 40A (5/50ns)
- IEC 61000-4-5 (Lightning) 3.5A (8/20µs)

Package




Applications

- USB3.0, USB2.0,Ethernet
- HDMI 1.4, Displayport 1.3,eSATA
- Unified Display interface
- Digital Visual Interface
- High speed serial interface

Mechanical Data

- Tiny DFN10L(2.5mmx1.0mm) package
- Molding compound flammability rating: UL 94V-0
- Packaging: Tape and Reel
- RoHS/WEEE Compliant

Marking



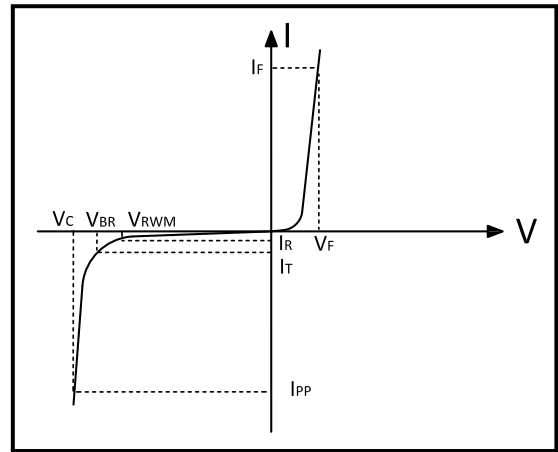
Ordering information

Order code	Package	Base qty	Delivery mode
BNCS0806S	DFN10L(2.5mmx1.0mm)	3k	Tape and reel



Electrical Parameters (T_A = 25°C unless otherwise noted)

Symbol	Parameter
I _{PP}	Maximum Reverse Peak Pulse Current
V _C	Clamping Voltage @ I _{PP}
V _{RWM}	Peak Reverse Working Voltage
I _R	Reverse Leakage Current @ V _{RWM}
V _{BR}	Breakdown Voltage @ I _T
I _T	Test Current



Note: 8/20us pulse Waveform.

Absolute Maximum Rating

Rating	Symler	Value	Units
Peak Pulse Power (tp = 8/20μs)	P _{PP}	52	Watts
Peak Pulse Current (tp = 8/20μs)	I _{PP}	3.5	A
ESD per IEC 61000-4-2 (Air)	V _{ESD}	20	KV
ESD per IEC 61000-4-2 (Contact)		20	
Lead Soldering Temperature	T _L	260(10seconds)	°C
Junction Temperature	T _J	-55 to + 150	°C
Storage Temperature	T _{stg}	-55 to + 150	°C

Electrical Characteristics

Parameter	Symler	Conditions	Min	Typical	Max	Units
Reverse Stand-Off Voltage	V _{RWM}	–	–	–	5.0	V
Reverse Breakdown Voltage	V _{BR}	I _T =1mA	6.0	7.5	9.5	V
Reverse Leakage Current	I _R	V _{RWM} =5V, T=25°C	–	–	0.5	uA
Peak Pulse Current	I _{PP}	tp = 8/20us	–	–	3.5	A
Clamping Voltage	V _C	I _{PP} =3.5A, tp = 8/20us	–	12	15	V
Junction Capacitance	C _j	V _R =0V, f=1MHZ, I/O to I/O	–	0.20	0.35	pF
		V _R =0V, f=1MHZ, I/O to GND	–	0.30	0.5	



Typical Characteristics

Figure 1: Peak Pulse Power vs. Pulse Time

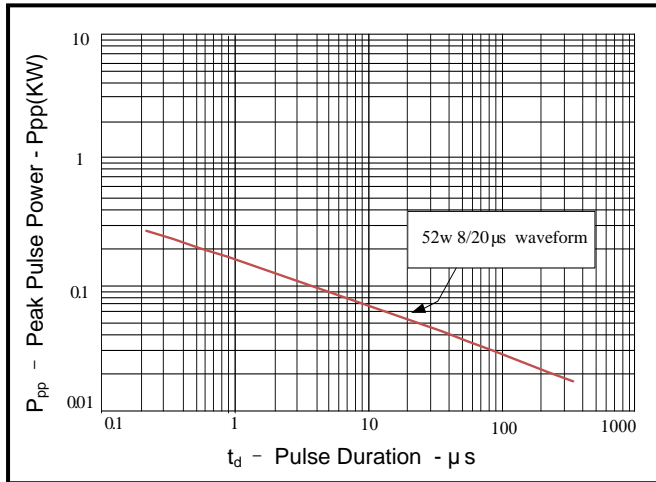


Figure 2: Power Derating Curve

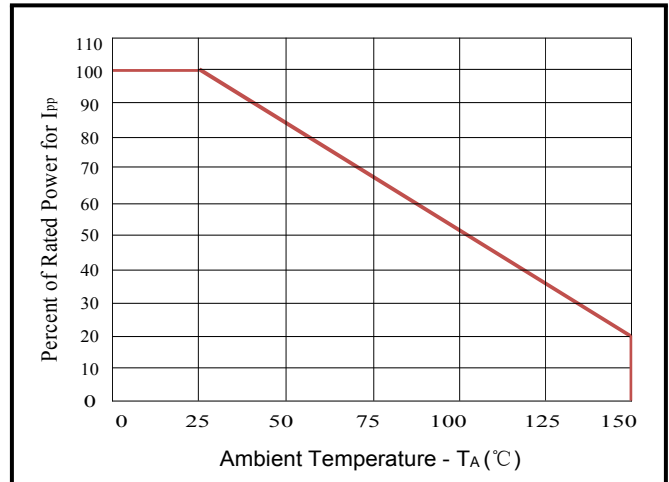


Figure 3: Pulse Waveform

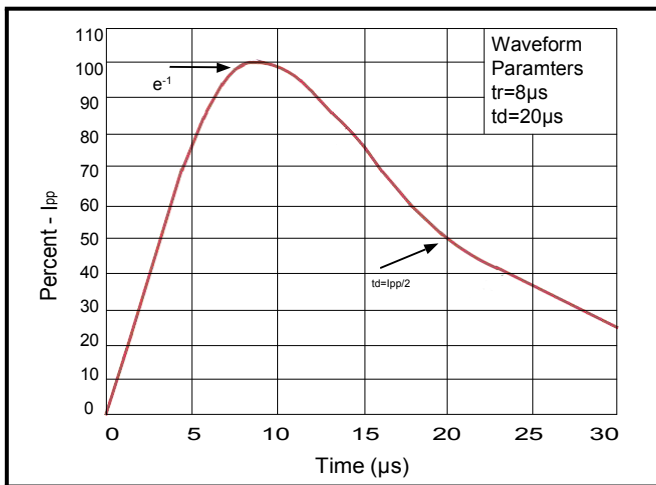
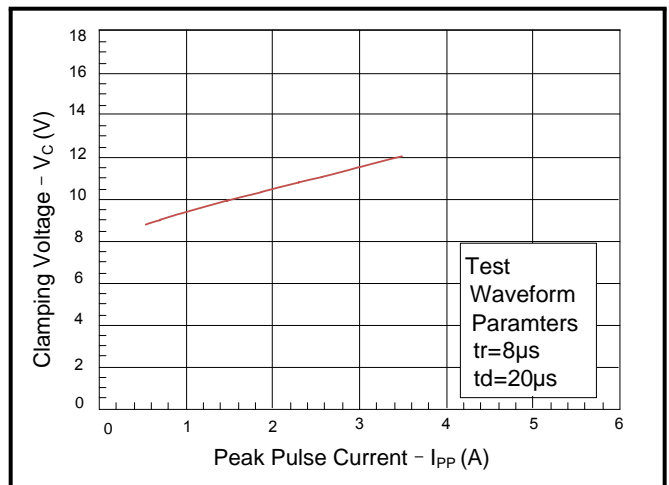


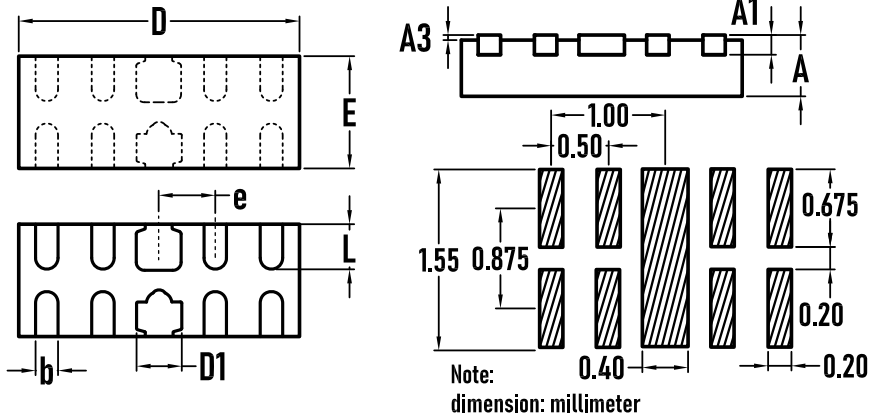
Figure 4: Clamping Voltage vs. Ipp



BNCS0806S

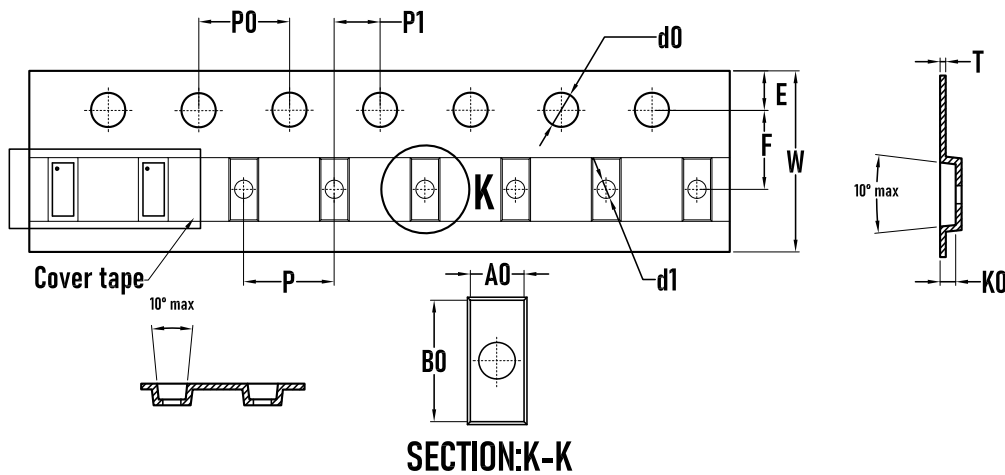
ESD Protection Diode Array

Outline Drawing – DFN10L(2.5mmx1.0mm)



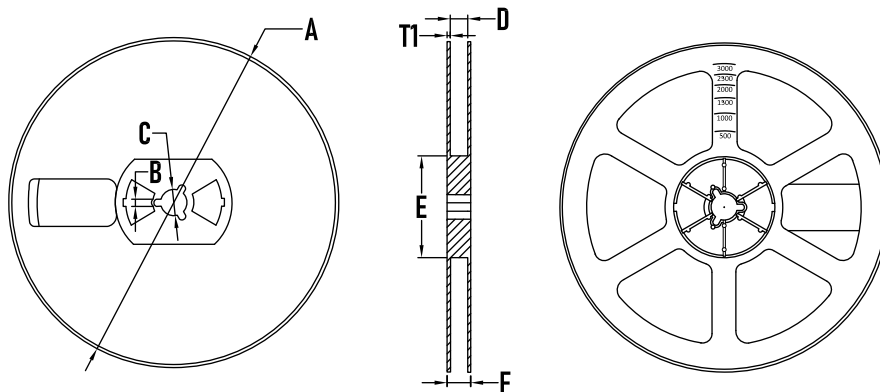
SYMBOL	MILLIMETER		
	MIN.	Typ.	MAX.
A	0.45	0.50	0.55
A1	–	0.02	0.05
A3	0.10	0.15	0.20
D	2.45	2.50	2.55
E	0.95	1.00	1.05
D1	0.35	0.40	0.45
b	0.15	0.20	0.25
e	0.50BSC		
L	0.35	0.40	0.45

Packaging Tape - DFN2510-10L



SYMBOL	MILLIMETER
A0	1.2±0.05
B0	2.7±0.05
d0	1.5 ^{+0.1} ₋₀
d1	0.8±0.1
E	1.75±0.10
F	3.50±0.05
K0	0.7±0.05
P	4.00±0.05
P0	4.00±0.05
P1	8.00±0.05
W	8.00 ^{+0.03} _{-0.01}
T	0.22±0.03

Packaging Reel



SYMBOL	MILLIMETER
A	178±1
B	3.5±0.2
C	14.3±0.2
D	9.8 ⁺² ₋₁
E	54.5±0.5
F	12.4±0.5
T1	1.0±0.2
Quantity	3000PCS



X-ON Electronics

Largest Supplier of Electrical and Electronic Components

Click to view similar products for [ESD Suppressors / TVS Diodes](#) category:

Click to view products by [Bourne](#) manufacturer:

Other Similar products are found below :

[60KS200C](#) [D18V0L1B2LP-7B](#) [D5V0F4U5P5-7](#) [NTE4902](#) [P4KE27CA](#) [P6KE11CA](#) [P6KE8.2A](#) [SA60CA](#) [SA64CA](#) [SMBJ12CATR](#)
[SMBJ33CATR](#) [SMBJ6.5A](#) [SMBJ8.0A](#) [ESD101-B1-02ELS E6327](#) [ESD112-B1-02EL E6327](#) [ESD7451N2T5G](#) [19180-510](#) [CPDT-5V0USP-](#)
[HF](#) [3.0SMCJ33CA-F](#) [3.0SMCJ36A-F](#) [HSPC16701B02TP](#) [JANTX1N6126A](#) [D3V3Q1B2DLP3-7](#) [D55V0M1B2WS-7](#) [SCM1293A-04SO](#)
[ESD200-B1-CSP0201 E6327](#) [SM12-7](#) [CEN955 W/DATA](#) [VESD12A1A-HD1-GS08](#) [CPDQC5V0-HF](#) [D1213A-01LP4-7B](#) [ESD101-B1-02EL](#)
[E6327](#) [AOZ8808DI-03](#) [5KP15A](#) [5KP48A](#) [5KP90A](#) [ESD3V3D7-TP](#) [15KPA36A-LF](#) [P4KE56CA](#) [P4KE68A](#) [P4KE91CATR](#) [P6KE120A](#)
[P6KE13CA](#) [P6KE43CA](#) [P6KE6.8CA](#) [P6KE8.2](#) [P6SMBJ20CA](#) [JANTX1N6072A](#) [SR2835ESKG](#) [SA90CA](#)