

»Features

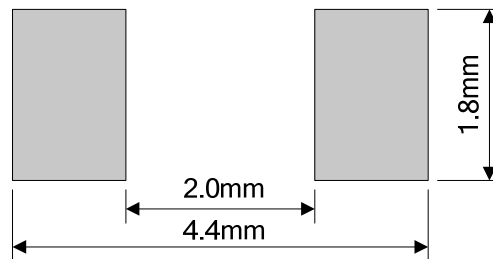
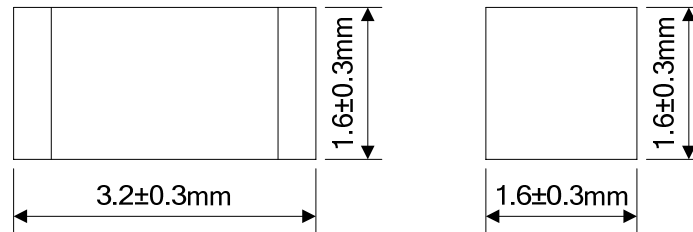
- High insulation resistance
- 4KV 10/700µs maximum surge rating in accordance with ITU-TK.21
- Ultra low capacitance (<0.8pF)
- Surface mounted gas arrester
- Size 3216(1206)
- 0.5KA surge capability tested with 8/20µs pulse as defined by IEC 61000-4-5
- Meets MSL level 1
- Storage and operating temperature: -40 ~ +85°C



»Applications

- Communication equipment
- CATV equipment
- Test equipment
- Data lines
- Power supplies
- Telecom SLIC protection
- Broadband equipment
- ADSL equipment, including ADSL2+
- XDSL equipment
- Satellite and CATV equipment
- General telecom equipment

»Device Dimensions (Unit: mm)

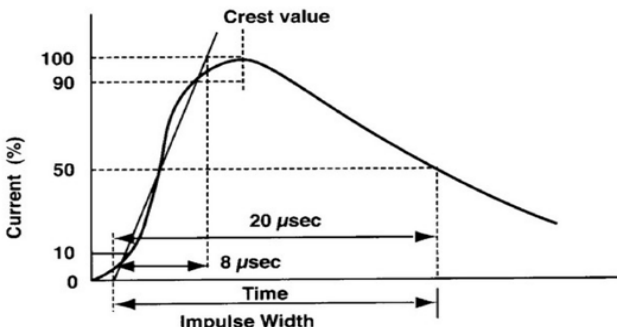


Recommended Pad Size

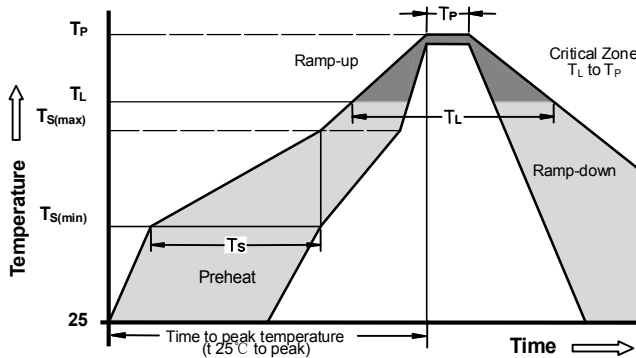
»ElectricalCharacteristics

Part Number	DC Spark-over Voltage	Maximum Impulse Spark-over Voltage	Minimum Insulation Resistance	Maximum Capacitance	Impulse withstanding Voltage Capacity	Nominal Impulse Discharge Current
	@100V/S	@1KV/ $\mu$ s		@1MHz	@10/700 $\mu$ s $\pm$ 5 times	@8/20 $\mu$ s $\pm$ 5 times
BSA151N	150V $\pm$ 30%	750V	1 G $\Omega$ (at 50V DC)	0.5pF	4KV	0.5KA
BSA201N	200V $\pm$ 30%	950V	1 G $\Omega$ (at 100V DC)	0.5pF		0.5KA
BSA231N	230V $\pm$ 30%	950V	1 G $\Omega$ (at 100V DC)	0.5pF		0.5KA
BSA301N	300V $\pm$ 30%	950V	1 G $\Omega$ (at 100V DC)	0.5pF		0.5KA
BSA351N	350V $\pm$ 30%	950V	1 G $\Omega$ (at 100V DC)	0.5pF		0.5KA
BSA401N	400V $\pm$ 30%	1050V	1 G $\Omega$ (at 100V DC)	0.5pF		0.5KA
BSA471N	470V $\pm$ 30%	1050V	1 G $\Omega$ (at 100V DC)	0.5pF		0.5KA

»Electrical Rating

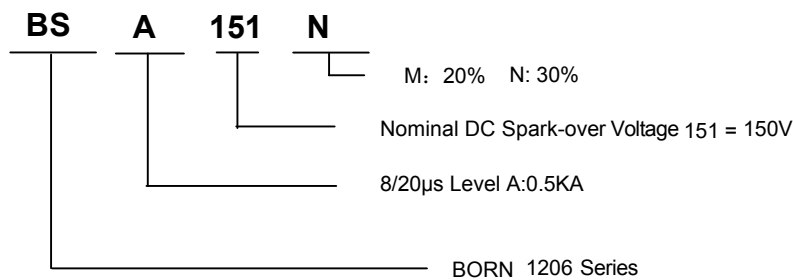
Item	Test Condition / Description	Requirement
<b>DC Spark-over Voltage</b>	The voltage is measured with a slowly rate of rise $dv / dt=100V/s$	To meet the specified value
<b>Impulse Spark-over Voltage</b>	The maximum impulse spark-over voltage is measured with a rise time of $dv / dt=100V//\mu s$ or $1KV/\mu s$	
<b>Insulation Resistance</b>	The resistance of gas tube shall be measured each terminal each other terminal, please see above spec.	
<b>Capacitance</b>	The capacitance of gas tube shall be measured each terminal to each other terminal. Test frequency:1MHz	
<b>Nominal Impulse Discharge Current</b>	<p>The maximum current applying a waveform of 8/20<math>\mu</math>s that can be applied across the terminals of the gas tube. One hour after the test is completed, re-testing of the DC spark-over voltage does not exceed <math>\pm 40\%</math> of the nominal DC spark-over voltage. Dwell time between pulses is 3 minutes.</p> 	

## »Recommended solderingprofile



<b>Reflow Condition</b>		Pb - Free assembly
<b>Pre Heat</b>	-Temperature Min( $T_{s(min)}$ )	150°C
	-Temperature Max( $T_{s(max)}$ )	200°C
	- Time (min to max) ( $t_s$ )	60 -180 Seconds
<b>Average ramp up rate ( Liquidus Temp <math>T_L</math>) to peak</b>		3°C/second max
<b><math>T_{s(max)}</math> to <math>T_L</math> - Ramp-upRate</b>		5°C/second max
<b>Reflow</b>	- Temperature ( $T_L$ )(Liquidus)	217°C
	- Time (min to max) ( $t_s$ )	60 -150 Seconds
<b>Peak Temperature(<math>T_P</math>)</b>		260 +0/-5°C
<b>Time within 5°C of actual peak Temperature (<math>t_p</math>)</b>		10 - 30 Seconds
<b>Ramp-down Rate</b>		6°C/second max
<b>Time 25°C to peak Temperature (<math>T_P</math>)</b>		8 minutes Max
<b>Do not exceed</b>		260°C

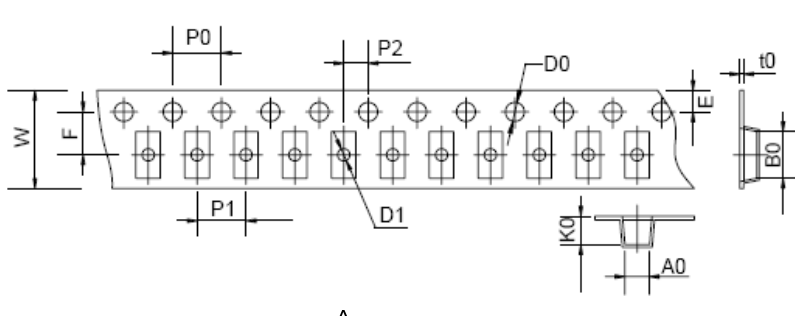
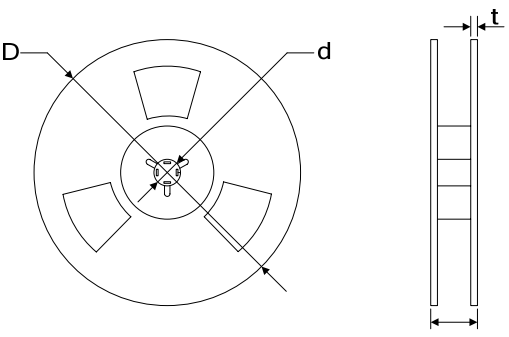
## »Part Numbering



## »Cautions and warnings

- Gas discharge tubes (GDT) must not be operated directly in power supply networks.
- Gas discharge tubes (GDT) may become hot in case of longer periods of current stress (danger ofburning).
- Gas discharge tubes (GDT) may be used only within their specified values. In the event of overload, the head contacts may fail or the component may be destroyed.
- Damaged Gas discharge tubes (GDT) must not be re-used.

»Packaging

Tape	Items	Dimension (mm)		
		Spec.	Tolerance	
 <p>A</p>	W	8.00	±0.20	
	P0	4.00	±0.10	
	P1	4.00	±0.10	
	P2	2.00	±0.10	
	D0	1.55	±0.50	
	D1	1.00	±0.50	
	E	1.75	±0.10	
	F	3.50	±0.10	
	A0	2.00	±0.10	
	K0	2.00	±0.10	
	B0	3.80	±0.10	
	t0	0.30	±0.10	
	<p>Reel</p> 	D	170.00	±2.00
		d	13.00	±0.50
		L	12.00	±2.00
t		1.20	±0.20	
Quantity: 2500pcs				

## X-ON Electronics

Largest Supplier of Electrical and Electronic Components

*Click to view similar products for [bourne manufacturer](#):*

Other Similar products are found below :

[5KP22A](#) [P5T24A](#) [5.0SMDJ36CA](#) [SMBJ7.0CA](#) [SMAJ13CA](#) [SMBJ6.0CA](#) [SMDJ40A](#) [BDFN2C241V35](#) [5KP36A](#) [SMBJ10CA](#) [SMCJ24CA](#)  
[BEP3500SC](#) [PESD24VS2UT-N](#) [SM8S24A](#) [SMBJ14CA](#) [SMBJ18A](#) [5KP45CA](#) [SMBJ58A](#) [PESD3V3V1BCSF-N](#) [BDFN2C3R31V](#) [DSS14](#)  
[BSD3A031LV45](#) [SMBJ28CA](#) [BZT52C24S](#) [SMCJ24A](#) [BDFN8C2R52L](#) [ESD9L5.0ST5G-N](#) [P8S36CA](#) [5KP54CA](#) [SMCJ28CA](#) [15KP33CA](#)  
[SMAJ36CA](#) [BAT54C](#) [RS1J](#) [BST23C242V](#) [15KP36CA](#) [BSDFN2C181U](#) [ESDA5V3L](#) [1.5KE550CA](#) [SMBJ11CA](#) [5KP40A](#) [BSA201N](#)  
[BEP0080MA](#) [BWF102N](#) [ESD5Z7.0T1G](#) [BZT52C15](#) [BZT52C33S](#) [15KP48CA](#) [SM8S33A](#) [5KP36CA](#)