

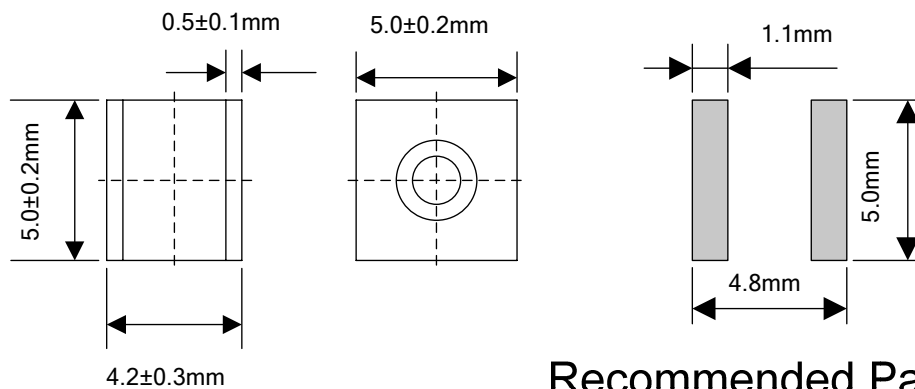
»Features

- High insulation resistance
- 6KV 10/700µs maximum surge rating in accordance with ITU-TK.21
- Ultra low capacitance (<1.0pF)
- Surface mounted gas arrester
- Size :5.0mm*5.0mm*4.2mm
- 5.0KA surge capability tested with 8/20µs pulse as defined by IEC 61000-4-5
- Meets MSL level 1
- Storage and operating temperature: -40 ~ +85°C

»Applications

- Communication equipment
- CATV equipment
- Test equipment
- Data lines
- Power supplies
- Telecom SLIC protection
- Broadband equipment
- ADSL equipment, including ADSL2+
- XDSL equipment
- Satellite and CATV equipment
- General telecom equipment

»Device Dimensions (Unit: mm)



Recommended Pad Size

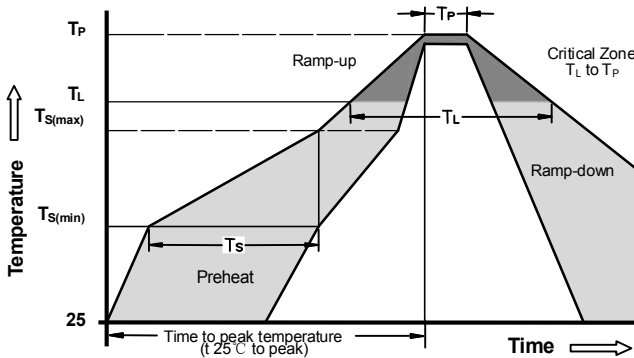
»ElectricalCharacteristics

Part Number	DC Spark-over Voltage	Maximum Impulse Spark-over Voltage	Minimum Insulation Resistance	Maximum Capacitance	Impulse withstanding Voltage Capacity	Nominal Impulse Discharge Current
	@100V/S	@1KV/ μ s		@1MHz	@10/700 μ s \pm 5 times	@8/20 μ s \pm 5 times
BWF750N	75V \pm 30%	700V	1 G Ω (at 25V DC)	1.0pF	6KV	5.0KA
BWF900N	90V \pm 30%	700V	1 G Ω (at 50V DC)	1.0pF		5.0KA
BWF151N	150V \pm 30%	700V	1 G Ω (at 50V DC)	1.0pF		5.0KA
BWF231N	230V \pm 30%	700V	1 G Ω (at 100V DC)	1.0pF		5.0KA
BWF301N	300V \pm 30%	800V	1 G Ω (at 100V DC)	1.0pF		5.0KA
BWF351N	350V \pm 30%	850V	1 G Ω (at 100V DC)	1.0pF		5.0KA
BWF401N	400V \pm 30%	900V	1 G Ω (at 100V DC)	1.0pF		5.0KA
BWF471N	470V \pm 30%	1000V	1 G Ω (at 250V DC)	1.0pF		5.0KA
BWF601N	600V \pm 30%	1200V	1 G Ω (at 250V DC)	1.0pF		5.0KA
BWF801N	800V \pm 30%	1600V	1 G Ω (at 250V DC)	1.0pF		3.0KA
BWF102N	1000V \pm 30%	1800V	1 G Ω (at 500V DC)	1.0pF		3.0KA

»Electrical Rating

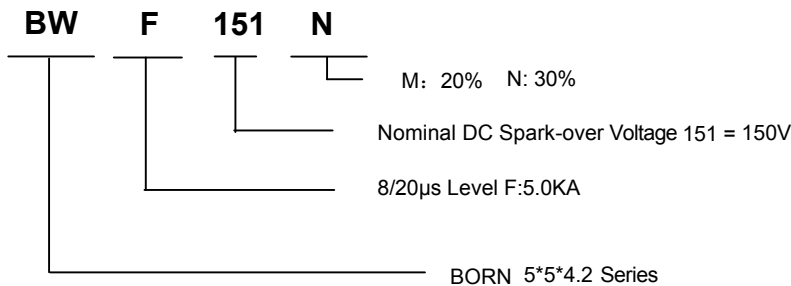
Item	Test Condition / Description	Requirement
DC Spark-over Voltage	The voltage is measured with a slowly rate of rise $dv / dt=100V/s$	
Impulse Spark-over Voltage	The maximum impulse spark-over voltage is measured with a rise time of $dv / dt=100V/\mu s$ or $1KV/\mu s$	
Insulation Resistance	The resistance of gas tube shall be measured each terminal each other terminal, please see above spec.	
Capacitance	The capacitance of gas tube shall be measured each terminal to each other terminal. Test frequency: 1MHz	
Nominal Impulse Discharge Current	<p>The maximum current applying a waveform of 8/20μs that can be applied across the terminals of the gas tube. One hour after the test is completed, re-testing of the DC spark-over voltage does not exceed $\pm 40\%$ of the nominal DC spark-over voltage. Dwell time between pulses is 3 minutes.</p>	To meet the specified value

»Recommended solderingprofile



Reflow Condition		Pb - Free assembly
Pre Heat	-Temperature Min($T_{s(min)}$)	150°C
	-Temperature Max($T_{s(max)}$)	200°C
	- Time (min to max) (t_s)	60 -180 Seconds
Average ramp up rate (Liquidus Temp T_L) to peak		3°C/second max
$T_{s(max)}$ to T_L - Ramp-upRate		5°C/second max
Reflow	- Temperature (T_L)(Liquidus)	217°C
	- Time (min to max) (t_s)	60 -150 Seconds
Peak Temperature(T_P)		260 +0/-5°C
Time within 5°C of actual peak Temperature (t_p)		10 - 30 Seconds
Ramp-down Rate		6°C/second max
Time 25°C to peak Temperature (T_P)		8 minutes Max
Do not exceed		260°C

»Part Numbering



»Cautions and warnings

- Gas discharge tubes (GDT) must not be operated directly in power supply networks.
- Gas discharge tubes (GDT) may become hot in case of longer periods of current stress (danger of burning).
- Gas discharge tubes (GDT) may be used only within their specified values. In the event of overload, the head contacts may fail or the component may be destroyed.
- Damaged Gas discharge tubes (GDT) must not be re-used.

»Packaging

Tape	Items	Dimension (mm)		
		Spec.	Tolerance	
	W	16.00	±0.20	
	P0	4.00	±0.10	
	P1	12.00	±0.20	
	P2	2.00	±0.10	
	D0	1.50	±0.10	
	E	1.75	±0.10	
	F	7.50	±0.10	
	A0	5.30	±0.10	
	K0	5.40	±0.10	
	B0	4.50	±0.10	
	t0	0.40	±0.10	
	Reel	D	330.00	±1.00
		d	13.00	±0.50
		L	20.00	±0.50
t		2.00	±0.20	
Quantity: 1000pcs				

X-ON Electronics

Largest Supplier of Electrical and Electronic Components

Click to view similar products for [bourne manufacturer](#):

Other Similar products are found below :

[5KP22A](#) [P5T24A](#) [5.0SMDJ36CA](#) [BDFN2010A054R](#) [SMBJ7.0CA](#) [SMAJ13CA](#) [SMDJ40A](#) [BDFN2C241V35](#) [5KP36A](#) [SMBJ10CA](#)
[SMCJ24CA](#) [BEP3500SC](#) [PESD24VS2UT-N](#) [SM8S24A](#) [SMBJ14CA](#) [SMBJ18A](#) [5KP45CA](#) [SMBJ58A](#) [PESD3V3V1BCSF-N](#)
[BDFN2C3R31V](#) [DSS14](#) [BSD3A031LV45](#) [BSD3C051L2](#) [SMBJ28CA](#) [BZT52C24S](#) [SMBJ6.0CA](#) [SMCJ24A](#) [BDFN8C2R52L](#)
[ESD9L5.0ST5G-N](#) [P8S36CA](#) [5KP54CA](#) [SMCJ28CA](#) [15KP33CA](#) [SMAJ36CA](#) [BAT54C](#) [RS1J](#) [BST23C242V](#) [15KP36CA](#) [BSDFN2C181U](#)
[ESDA5V3L](#) [1.5KE550CA](#) [SMBJ11CA](#) [5KP40A](#) [BSA201N](#) [BEP0080MA](#) [BWF102N](#) [ESD5Z7.0T1G](#) [BZT52C15](#) [BZT52C33S](#) [15KP48CA](#)