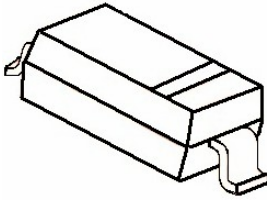


SOD-123

Features

- Low Zener Impedance
- Power Dissipation of 500mW
- High Stability and High Reliability

Mechanical Data

- SOD-123 Small Outline Plastic Package
- Polarity: Color band denotes cathode end
- EpoxyUL:94V-0
- Mounting Position: Any

Maximum Ratings & Thermal Characteristics

(Ratings at 25°C ambient temperature unless otherwise specified.)

| Parameters | Symbol | Value | Unit |
|---------------------------|--------|-------------------|------|
| Power Dissipation | Pd | 500 ¹⁾ | mW |
| Forward Voltage @IF=10mA | Vf | 0.9 ²⁾ | V |
| Storage temperature range | Ts | -65-+150 | °C |

- 1) Device mounted on ceramic PCB: 7.6mm x 9.4mm x 0.87mm with pad areas 25mm²
- 2) Short duration test pulse used to minimize self-heating effect
- 3) f=1KHz

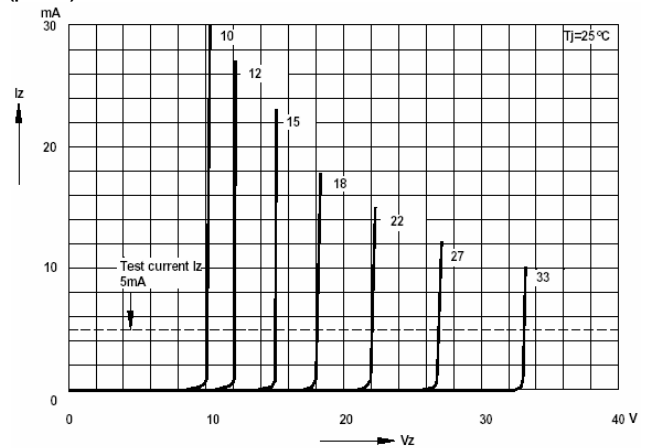
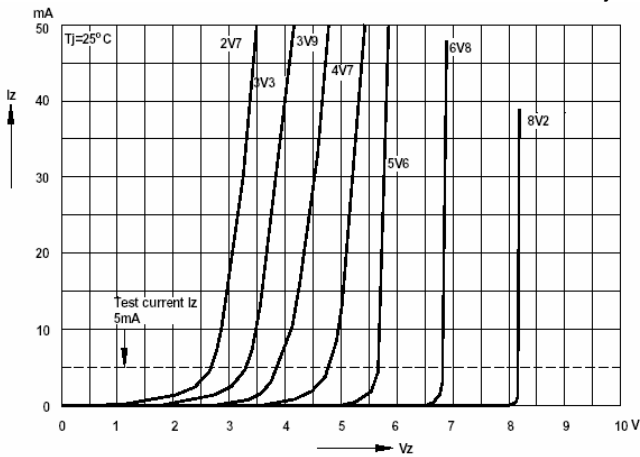
Electrical Characteristics

(Ratings at 25°C ambient temperature unless otherwise specified.)

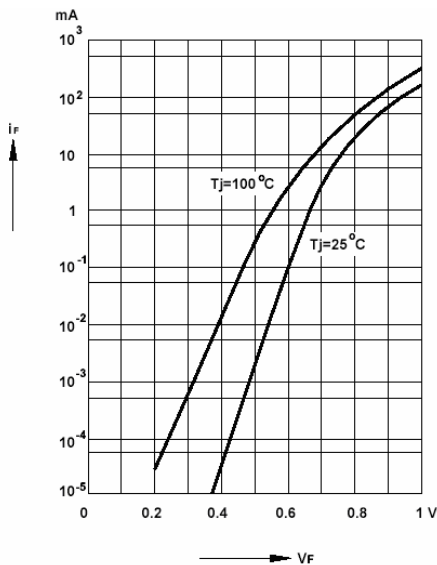
| Device | Marking | Zener Voltage Range | | | | Maximum Zener Impedance | | | Maximum Reverse Current | | Typical Temperature coefficient @ IZTC=mV/°C | | Test Current IZTC |
|-----------|---------|---------------------|--------|--------|-----|-------------------------|----------|-----|-------------------------|-----|--|------|-------------------|
| | | Vz@Izt | | | Izt | Zzt @Izt | Zzk @Izk | Izk | IR | VR | Min | Max | |
| | | Nom(V) | Min(V) | Max(V) | | | | | | | | | |
| BZT52C2V4 | WX | 2.4 | 2.2 | 2.6 | 5 | 100 | 600 | 1.0 | 50 | 1.0 | -3.5 | 0 | 5 |
| BZT52C2V7 | W1 | 2.7 | 2.5 | 2.9 | 5 | 100 | 600 | 1.0 | 20 | 1.0 | -3.5 | 0 | 5 |
| BZT52C3V0 | W2 | 3.0 | 2.8 | 3.2 | 5 | 95 | 600 | 1.0 | 10 | 1.0 | -3.5 | 0 | 5 |
| BZT52C3V3 | W3 | 3.3 | 3.1 | 3.5 | 5 | 95 | 600 | 1.0 | 5 | 1.0 | -3.5 | 0 | 5 |
| BZT52C3V6 | W4 | 3.6 | 3.4 | 3.8 | 5 | 90 | 600 | 1.0 | 5 | 1.0 | -3.5 | 0 | 5 |
| BZT52C3V9 | W5 | 3.9 | 3.7 | 4.1 | 5 | 90 | 600 | 1.0 | 3 | 1.0 | -3.5 | 0 | 5 |
| BZT52C4V3 | W6 | 4.3 | 4.0 | 4.6 | 5 | 90 | 600 | 1.0 | 3 | 1.0 | -3.5 | 0 | 5 |
| BZT52C4V7 | W7 | 4.7 | 4.4 | 5.0 | 5 | 80 | 500 | 1.0 | 3 | 2.0 | -3.5 | 0.2 | 5 |
| BZT52C5V1 | W8 | 5.1 | 4.8 | 5.4 | 5 | 60 | 480 | 1.0 | 2 | 2.0 | -2.7 | 1.2 | 5 |
| BZT52C5V6 | W9 | 5.6 | 5.2 | 6.0 | 5 | 40 | 400 | 1.0 | 1 | 2.0 | -2.0 | 2.5 | 5 |
| BZT52C6V2 | WA | 6.2 | 5.8 | 6.6 | 5 | 10 | 150 | 1.0 | 3 | 4.0 | 0.4 | 3.7 | 5 |
| BZT52C6V8 | WB | 6.8 | 6.4 | 7.2 | 5 | 15 | 80 | 1.0 | 2 | 4.0 | 1.2 | 4.5 | 5 |
| BZT52C7V5 | WC | 7.5 | 7.0 | 7.9 | 5 | 15 | 80 | 1.0 | 1 | 5.0 | 2.5 | 5.3 | 5 |
| BZT52C8V2 | WD | 8.2 | 7.7 | 8.7 | 5 | 15 | 80 | 1.0 | 0.7 | 5.0 | 3.2 | 6.2 | 5 |
| BZT52C9V1 | WE | 9.1 | 8.5 | 9.6 | 5 | 15 | 100 | 1.0 | 0.5 | 6.0 | 3.8 | 7.0 | 5 |
| BZT52C10 | WF | 10 | 9.4 | 10.6 | 5 | 20 | 150 | 1.0 | 0.2 | 7.0 | 4.5 | 8.0 | 5 |
| BZT52C11 | WG | 11 | 10.4 | 11.6 | 5 | 20 | 150 | 1.0 | 0.1 | 8.0 | 5.4 | 9.0 | 5 |
| BZT52C12 | WH | 12 | 11.4 | 12.7 | 5 | 25 | 150 | 1.0 | 0.1 | 8.0 | 6.0 | 10.0 | 5 |
| BZT52C13 | WI | 13 | 12.4 | 14.1 | 5 | 30 | 170 | 1.0 | 0.1 | 8.0 | 7.0 | 11.0 | 5 |

| Device | Marking | Zener Voltage Range | | | | Maximum Zener Impedance | | | Maximum Reverse Current | | Typical Temperature coefficient @ IZTC=mV/°C | | Test Current IZTC |
|----------|---------|---------------------|--------|--------|-----|-------------------------|----------|-----|-------------------------|------|--|------|-------------------|
| | | Vz@Izt | | | Izt | Zzt @Izt | Zzk @Izk | Izk | IR | VR | Min | Max | |
| | | Nom(V) | Min(V) | Max(V) | mA | Ω | | mA | uA | V | | | |
| BZT52C15 | WJ | 15 | 13.8 | 15.6 | 5 | 30 | 200 | 1.0 | 0.1 | 10.5 | 9.2 | 13.0 | 5 |
| BZT52C16 | WK | 16 | 15.3 | 17.1 | 5 | 40 | 200 | 1.0 | 0.1 | 11.2 | 10.4 | 14.0 | 5 |
| BZT52C18 | WL | 18 | 16.8 | 19.1 | 5 | 45 | 225 | 1.0 | 0.1 | 12.6 | 12.4 | 16.0 | 5 |
| BZT52C20 | WM | 20 | 18.8 | 21.2 | 5 | 55 | 225 | 1.0 | 0.1 | 14.0 | 14.4 | 18.0 | 5 |
| BZT52C22 | WN | 22 | 20.8 | 23.3 | 5 | 55 | 250 | 1.0 | 0.1 | 15.4 | 16.4 | 20.0 | 5 |
| BZT52C24 | WO | 24 | 22.8 | 25.6 | 5 | 70 | 250 | 1.0 | 0.1 | 16.8 | 18.4 | 22.0 | 5 |
| BZT52C27 | WP | 27 | 25.1 | 28.9 | 2 | 80 | 300 | 0.5 | 0.1 | 18.9 | 21.4 | 25.3 | 2 |
| BZT52C30 | WQ | 30 | 28.0 | 32.0 | 2 | 80 | 300 | 0.5 | 0.1 | 21.0 | 24.4 | 29.4 | 2 |
| BZT52C33 | WR | 33 | 31.0 | 35.0 | 2 | 80 | 325 | 0.5 | 0.1 | 23.1 | 27.4 | 33.4 | 2 |
| BZT52C36 | WS | 36 | 34.0 | 38.0 | 2 | 90 | 350 | 0.5 | 0.1 | 25.2 | 30.4 | 37.4 | 2 |
| BZT52C39 | WT | 39 | 37.0 | 41.0 | 2 | 130 | 350 | 0.5 | 0.1 | 27.3 | 33.4 | 41.2 | 2 |
| BZT52C43 | WU | 43 | 40.0 | 46.0 | 2 | 100 | 700 | 1.0 | 0.1 | 32.0 | 10.0 | 12.0 | 5 |
| BZT52C47 | WV | 47 | 44.0 | 50.0 | 2 | 100 | 750 | 1.0 | 0.1 | 35.0 | 10.0 | 12.0 | 5 |
| BZT52C51 | WW | 51 | 48.0 | 54.0 | 2 | 100 | 750 | 1.0 | 0.1 | 38.0 | 10.0 | 12.0 | 5 |

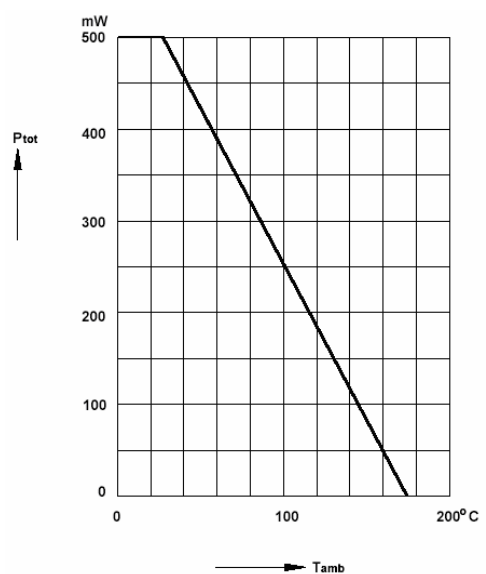
at Tj=constant (pulsed)



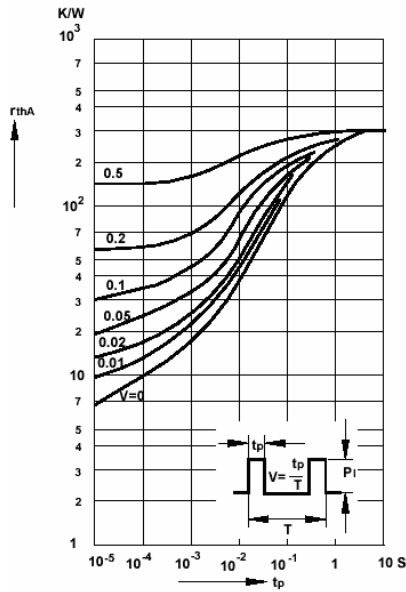
Forward characteristics



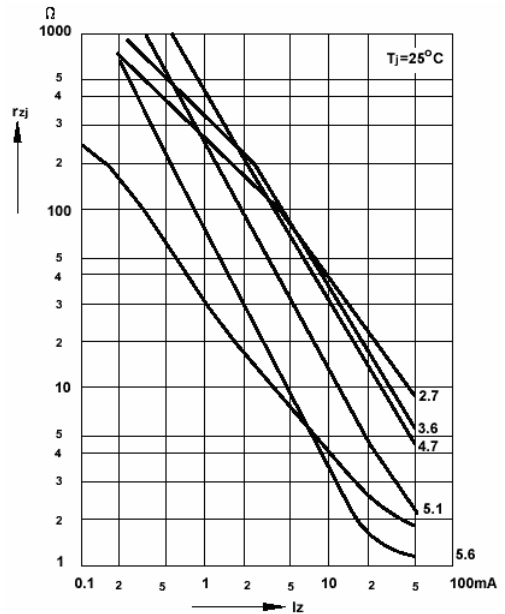
Admissible power dissipation versus ambient temperature



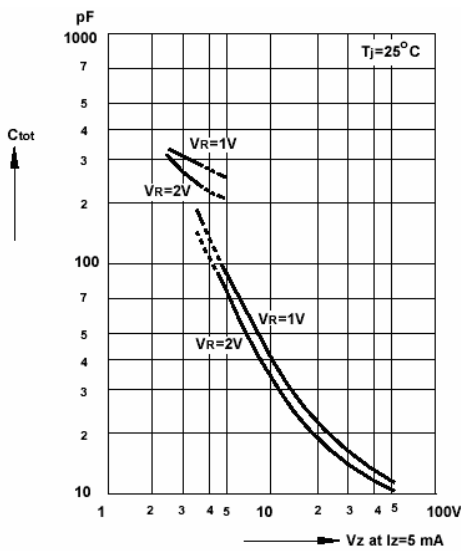
Pulse thermal resistance versus pulse duration



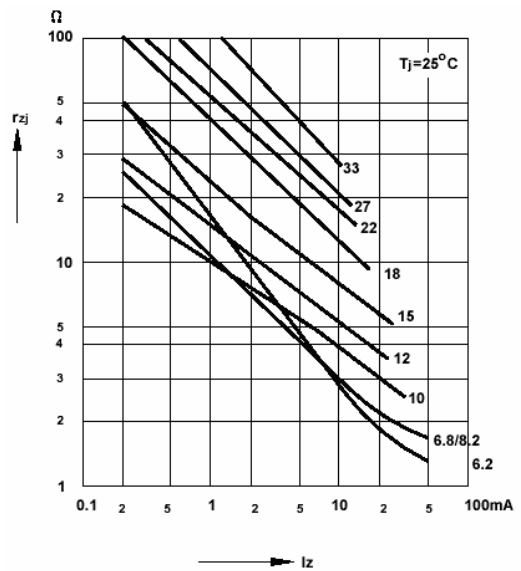
Dynamic resistance versus Zener current



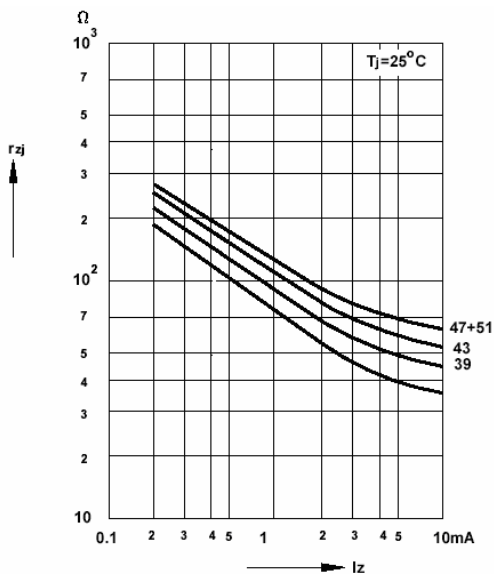
Capacitance versus Zener voltage



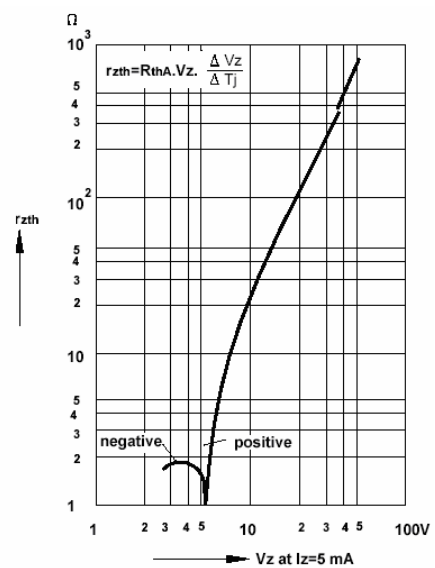
Dynamic resistance versus Zener current



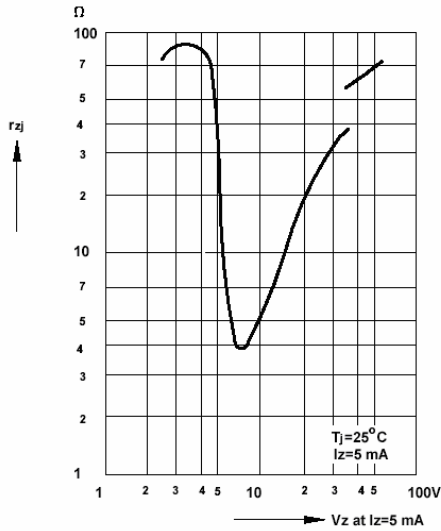
Dynamic resistance versus Zener current



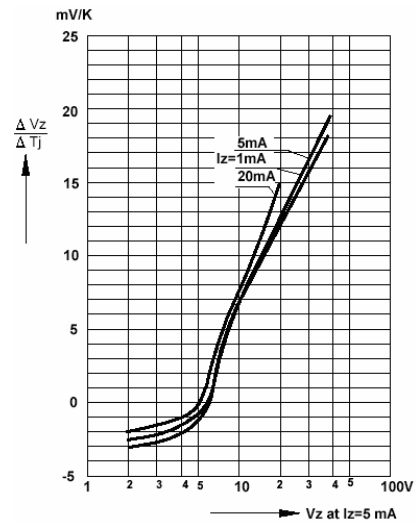
Thermal differential resistance versus Zener voltage



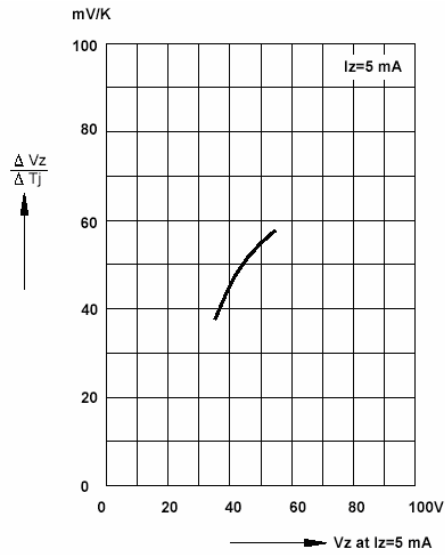
Dynamic resistance versus Zener voltage



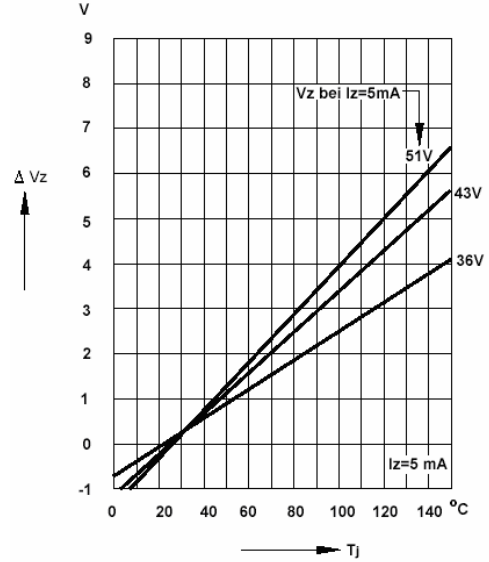
Temperature dependence of Zener voltage versus Zener voltage



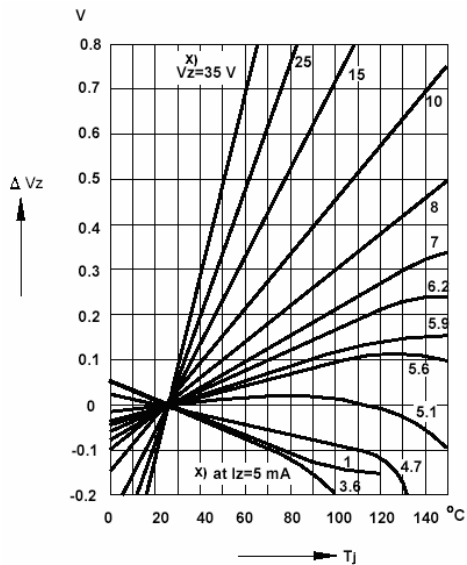
Temperature dependence of Zener voltage versus Zener voltage



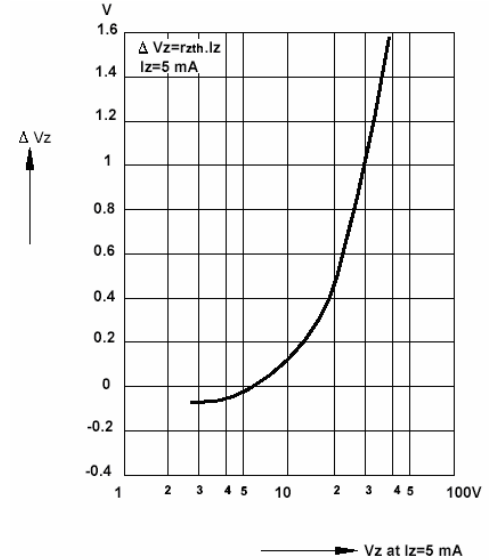
Change of Zener voltage versus junction temperature

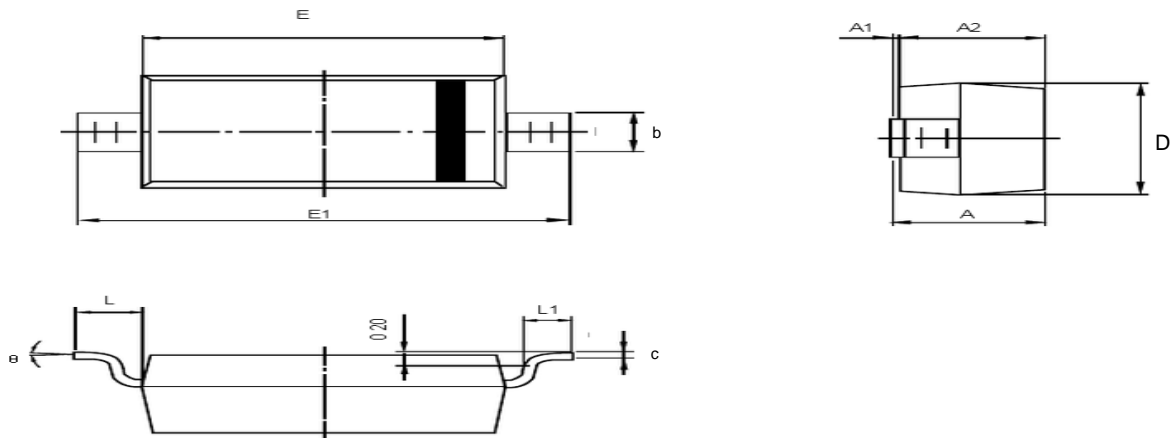


Change of Zener voltage versus junction temperature



Change of Zener voltage from turn-on up to the point of thermal equilibrium versus Zener voltage



SOD-123 PACKAGE OUTLINE Plastic surface mounted package


| Symbol | Dimensions In Millimeters | | Dimensions In Inches | |
|--------|---------------------------|-------|----------------------|-------|
| | Min | Max | Min | Max |
| A | 1.050 | 1.250 | 0.041 | 0.049 |
| A1 | 0.000 | 0.100 | 0.000 | 0.004 |
| A2 | 1.050 | 1.150 | 0.041 | 0.045 |
| b | 0.450 | 0.650 | 0.018 | 0.026 |
| c | 0.080 | 0.150 | 0.003 | 0.006 |
| D | 1.500 | 1.700 | 0.059 | 0.067 |
| E | 2.600 | 2.800 | 0.102 | 0.110 |
| E1 | 3.550 | 3.850 | 0.140 | 0.152 |
| L | 0.500REF | | 0.020REF | |
| L1 | 0.250 | 0.450 | 0.010 | 0.018 |
| θ | 0° | 8° | 0° | 8° |

X-ON Electronics

Largest Supplier of Electrical and Electronic Components

Click to view similar products for [Zener Diodes](#) category:

Click to view products by [Bourne](#) manufacturer:

Other Similar products are found below :

[RKZ13B2KG#P1](#) [DL5234B](#) [EDZTE6113B](#) [1N4682](#) [1N4691](#) [1N4693](#) [1N4732A](#) [1N4736A](#) [1N4750A](#) [1N4759ARL](#) [1N5241B](#) [1N5365B](#)
[1N5369B](#) [1N747A](#) [1N959B](#) [1N964B](#) [1N966B](#) [1N968B](#) [1N972B](#) [NTE5121A](#) [NTE5147A](#) [NTE5152A](#) [NTE5155A](#) [NTE5164A](#)
[JANS1N4974US](#) [1N4692](#) [1N4700](#) [1N4702](#) [1N4704](#) [1N4711](#) [1N4714](#) [1N4737A](#) [1N4745ARL](#) [1N4752A](#) [1N4752ARL](#) [1N4760ARL](#)
[1N5221B](#) [1N5236B](#) [1N5241BTR](#) [1N5242BTR](#) [1N5350B](#) [1N5352B](#) [1N961BRR1](#) [1N964BRL](#) [RKZ5.1BKU#P6](#) [3SMAJ5946B-TP](#)
[3SMAJ5950B-TP](#) [3SMBJ5925B-TP](#) [441774C](#) [BZX84C3V9](#)