



**SOD-123FL**

**Features**

- High Current Capability
- Low Forward Voltage Drop
- High reliability
- High temperature soldering guaranteed

**Mechanical Data**

- SOD-123 Small Outline Plastic Package
- Polarity: Color band denotes cathode end
- EpoxyUL: 94V-0
- Mounting Position: Any

**Maximum Ratings & Thermal Characteristics**

(Ratings at 25°C ambient temperature unless otherwise specified.)

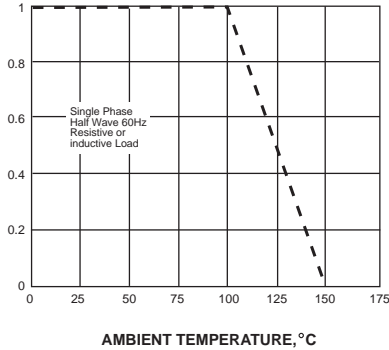
Parameters	Symbol	DSS110	单位 Unit	
Maximum repetitive peak reverse voltage	VRRM	100	V	
Maximum RMS voltage	VRMS	70	V	
Maximum DC blocking voltage	VDC	100	V	
Maximum average forward rectified current	IF(AV)	1.0	A	
Non-repetitive Peak forward surge current 8.3 ms single half sine-wave	IFSM	25	A	
Max. forward voltage @IF=2.0A	VF	0.85	V	
Max. reverse current @VDC	IR	TA=25°C	0.5	mA
		TA=100°C	5.0	mA
Type junction capacitance VR=4.0V, f=1MHz	Cj	80	pF	
Operation junction and Storage temperature range	Tj,TSTG	-55-+125	°C	

Note:

1) Thermal resistance from junction to ambient, PCB mounted.

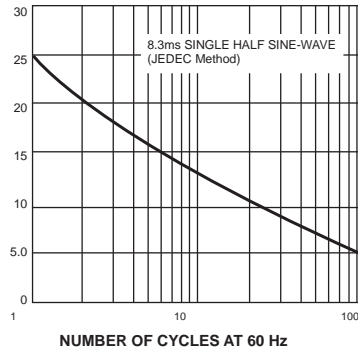
AVERAGE FORWARD RECTIFIED CURRENT, AMPERES

FIG. 1- FORWARD CURRENT DERATING CURVE



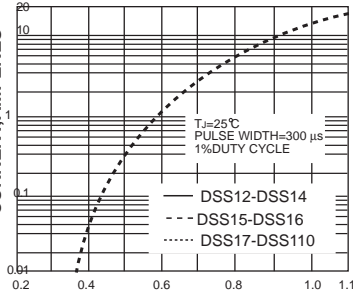
PEAK FORWARD SURGE CURRENT, AMPERES

FIG. 2-MAXIMUM NON-REPETITIVE PEAK FORWARD SURGE CURRENT



INSTANTANEOUS FORWARD CURRENT, AMPERES

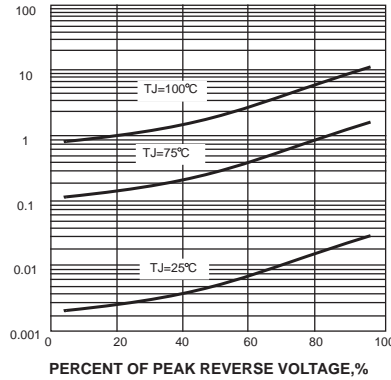
FIG. 3-TYPICAL INSTANTANEOUS FORWARD CHARACTERISTICS



INSTANTANEOUS FORWARD VOLTAGE, VOLTS

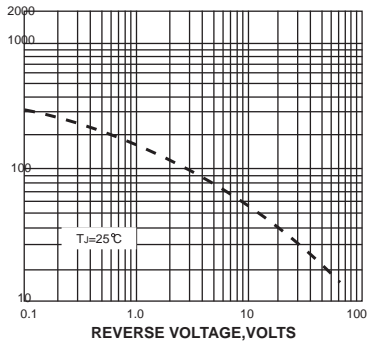
INSTANTANEOUS REVERSE CURRENT, MILLIAMPERES

FIG. 4-TYPICAL REVERSE CHARACTERISTICS

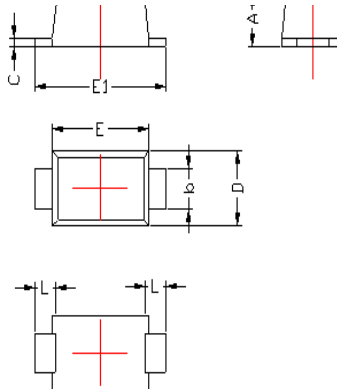


JUNCTION CAPACITANCE, pF

FIG. 5-TYPICAL JUNCTION CAPACITANCE



SOD-123FL PACKAGE OUTLINE Plastic surface mounted package



SYMBOL	DIMENSIONS	
	MIN.	MAX.
A	1.20	1.40
b	0.80	1.10
c	0.15	0.25
D	1.75	1.95
E	2.70	2.90
E1	3.50	3.90
L	0.35	0.85

## X-ON Electronics

Largest Supplier of Electrical and Electronic Components

*Click to view similar products for [Schottky Diodes & Rectifiers](#) category:*

*Click to view products by [Bourne](#) manufacturer:*

Other Similar products are found below :

[CUS06\(TE85L,Q,M\)](#) [MA4E2039](#) [D1FH3-5063](#) [MBR0530L-TP](#) [MBR10100CT-BP](#) [MBR30H100MFST1G](#) [MMBD301M3T5G](#) [PMAD1103-LF](#) [PMAD1108-LF](#) [RB160M-50TR](#) [RB520S-30](#) [RB551V-30](#) [DD350N18K](#) [DZ435N40K](#) [DZ600N16K](#) [BAS16E6433HTMA1](#) [BAS 3010S-02LRH E6327](#) [BAT 54-02LRH E6327](#) [IDL02G65C5XUMA1](#) [NSR05F40QNXT5G](#) [NSVR05F40NXT5G](#) [JANS1N6640](#) [SB07-03C-TB-H](#) [SB1003M3-TL-W](#) [SBAT54CWT1G](#) [SBM30-03-TR-E](#) [SBS818-TL-E](#) [SK32A-LTP](#) [SK33A-TP](#) [SK34A-TP](#) [SK34B-TP](#) [SMD1200PL-TP](#) [ACDBN160-HF](#) [SS3003CH-TL-E](#) [STPS30S45CW](#) [PDS3100Q-7](#) [GA01SHT18](#) [CRS10I30A\(TE85L,QM\)](#) [MBR1240MFST1G](#) [MBRB30H30CT-1G](#) [BAS28E6433HTMA1](#) [BAS 70-02L E6327](#) [HSB123JTR-E](#) [JANTX1N5712-1](#) [VS-STPS40L45CW-N3](#) [DD350N12K](#) [SB007-03C-TB-E](#) [SB10015M-TL-E](#) [SB1003M3-TL-E](#) [SK110-LTP](#)