

GBJ25005 - GBJ2510/G

Single Phase 25Amp Glass passivated Bridge Rectifiers


Features

- Glass passivated die construction
- Low forward voltage drop
- High current capability
- High surge current capability
- Plastic material-UL flammability 94V-0
- The G suffix is uses for photoresist chip, otherwise it is a knife scraping chip

MECHANICAL DATA

- Case: Molded plastic, GBJ
- Terminals: Plated Leads Solderable perMIL-STD-202, Method 208
- Polarity: As Marked on Case
- Mounting Position: Any
- Marking: Type Number
- Lead Free: For RoHS / Lead Free Version

Mechanical Data



Maximum Ratings And Electrical Characteristics (@T_A=25°C unless otherwise noted)

Symbol	Parameter	GBJ 25005	GBJ 2501	GBJ 2502	GBJ 2504	GBJ 2506	GBJ 2508	GBJ 2510	Unit
V _{RRM}	repetitive peak reverse voltage	50	100	200	400	600	800	1000	V
V _{RWM}	Working Peak Reverse Voltage	50	100	200	400	600	800	1000	
V _{RMS}	RMS voltage	35	70	140	280	420	560	700	
V _{DC}	DC blocking voltage	50	100	200	400	600	800	1000	
I _{FAV}	Average Rectified Output Current (Note 1)@T _C =90°C	25.0							A
I _{FSM}	Peak forward surge current, 8.3ms single half sine-wave	300							A
I _t ²	I _t ² Rating for fusing (t<8.3ms)	373.50							A _S ²
V _{FM}	Forward Voltage @IF=12.5A per element @IF=25A	1.0 1.10							V
I _R	Peak Reverse Current@T _A =25°C at rated DC blocking voltage @T _A =125°C	5.0 500							uA
C _J	Typical junction capacitance	85							pF
R _{θJA}	Between junction and ambient, Without heatsink	22							°C/W
R _{θJC}	Between junction and case, With heatsink	1.0							
T _J	Operation Temperature Range	-55 to +150							°C
T _{STG}	Storage Temperature Range	-55 to +150							

Note:(1)Thermal resistance from junction to case per element. Unit mounted on 75x75x1.6mm aluminum plate heat sink.

BORN SEMICONDUCTOR, INC. ALL RIGHT RESERVED

Specifications are subject to change without notice.

Please refer to <http://www.born-tw.com> for current information.

Revision: 2022-Jan-1



Ratings And Characteristic Curves

Figure 1: Output Current Derating Curve

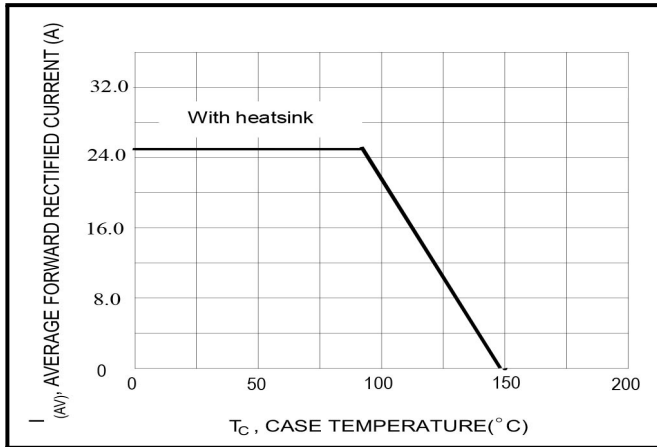


Figure 2: Typical Forward Characteristics (per leg)

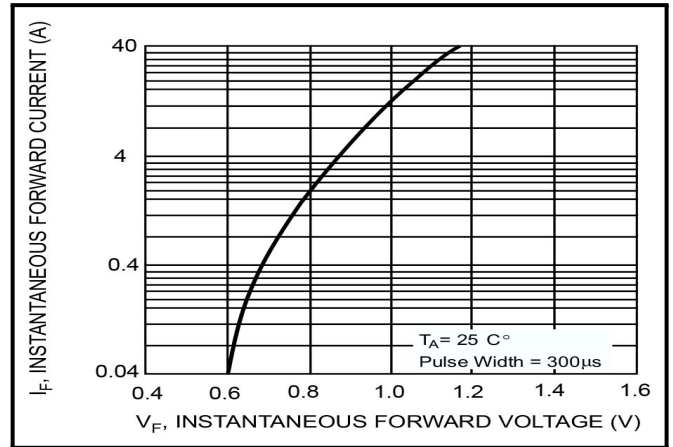


Figure 3: Maximum Peak Forward Surge Current (per leg)

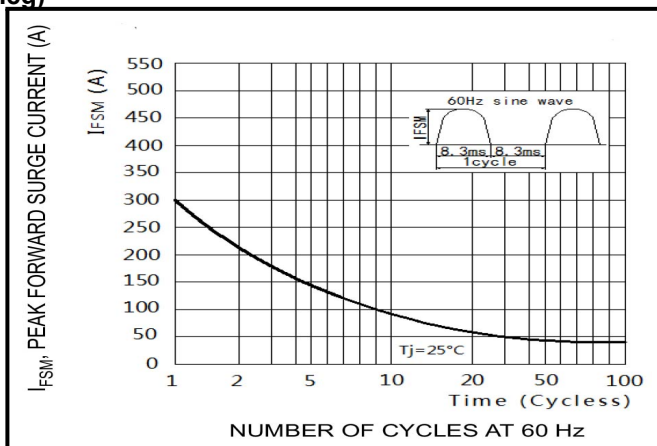


Figure 4: Typical Junction Capacitance

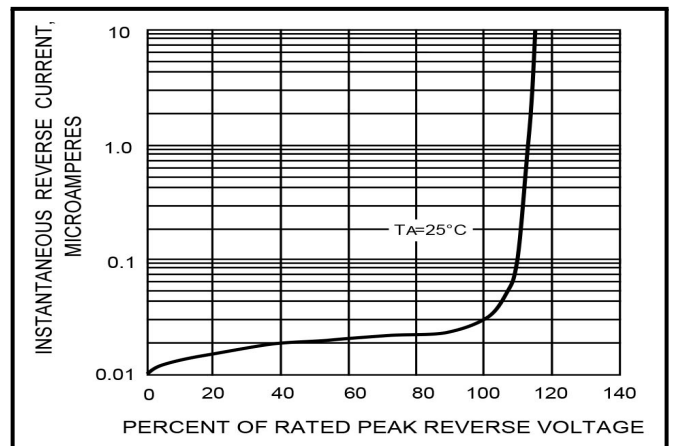
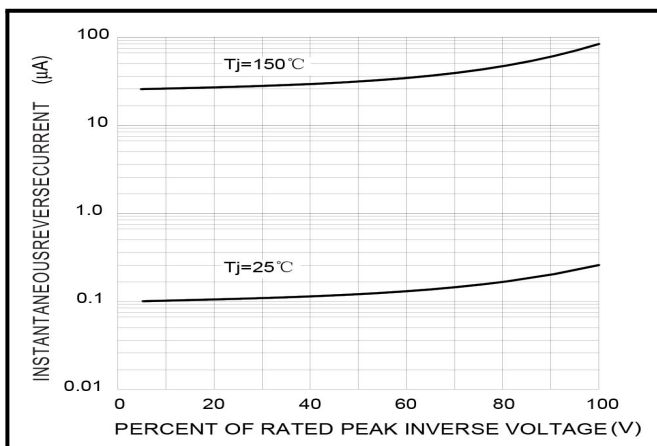


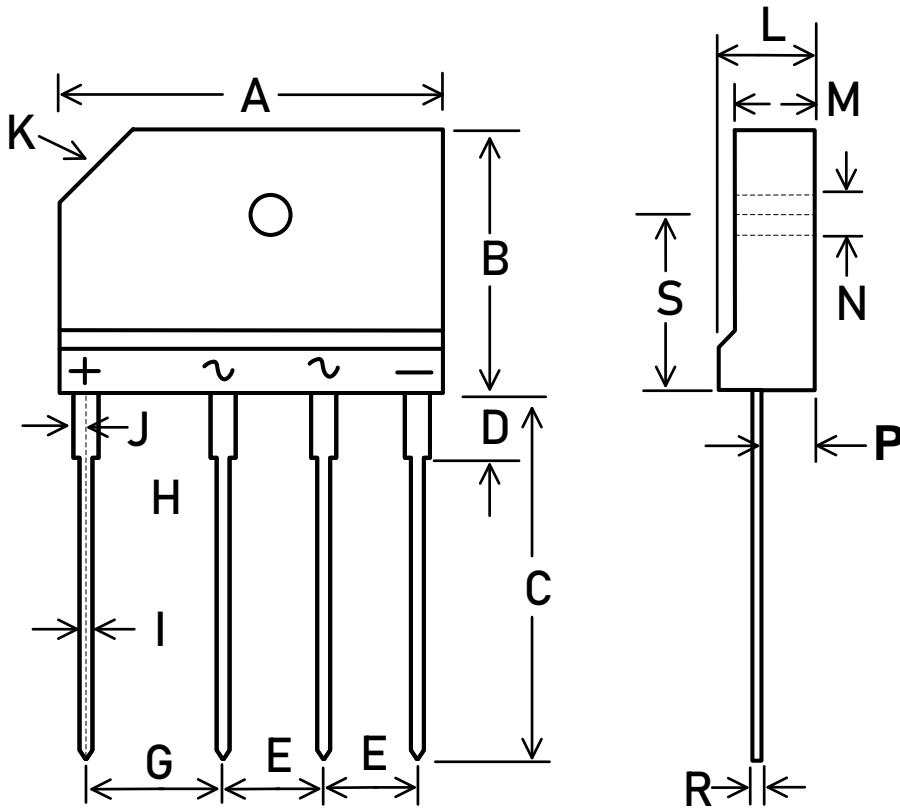
Figure 5: TYPICAL REVERSE CHARACTERISTICS



GBJ25005 - GBJ2510/G

Single Phase 25Amp Glass
passivated Bridge Rectifiers

Outline Drawing -GBJ



SYMBOL	MILLIMETER	
	MIN.	MAX.
A	29.70	30.3
B	19.70	20.3
C	17.00	18.00
D	3.80	4.20
E	7.30	7.70
G	9.80	10.20
H	2.00	2.40
I	0.90	1.10
J	2.30	2.70
K	3.0x45°	
L	4.40	4.80
M	3.40	3.80
N	3.10	3.40
P	2.50	2.90
R	0.60	0.80
S	10.80	11.20



X-ON Electronics

Largest Supplier of Electrical and Electronic Components

Click to view similar products for [Bridge Rectifiers](#) category:

Click to view products by [Bourne](#) manufacturer:

Other Similar products are found below :

[MB252](#) [MB356G](#) [MB358G](#) [GBJ1504-BP](#) [GBU10B-BP](#) [GBU15K-BP](#) [GBU4A-BP](#) [GBU4D-BP](#) [DB101-BP](#) [DF01](#) [DF10SA-E345](#) [KBPC50-10S](#) [RS405GL-BP](#) [GBJ1502-BP](#) [GBU6M](#) [TB102M](#) [MB1510](#) [MB86](#) [TL401G](#) [MDA920A2](#) [TU602](#) [TU810](#) [MP5010W-BP](#) [MP501W-BP](#) [MP502-BP](#) [KBPC25-02](#) [VBO160-12NO7](#) [VS-110MT120KPBF](#) [VS-60MT80KPBF](#) [DB105-BP](#) [DF1510S](#) [VS-40MT160PAPBF](#) [GBU4G-BP](#) [GSIB15A80-E3/45](#) [DB104-BP](#) [D3SB60](#) [TB354](#) [GBJ2504-BP](#) [26MB100A](#) [B1S-G](#) [VS-40MT160KPBF](#) [VUO162-16NO7](#) [ABS10-G](#) [GBU6B-BP](#) [GBJ1508-BP](#) [BR5010-G](#) [ABS6-G](#) [B125C800G-E4/51](#) [MSB15MH-13](#) [LBS10-13](#)