

KBP5005-KBP510/G

Single Phase 5.0Amp Glass passivated Bridge Rectifiers

Features

- Rating to 1000V PRV
- Idea for printed circuit board
- Reliable low cost construction utilizing molded plastic technique
- The plastic material has UL flammability classification 94V-0
- The G suffix is uses for photoresist chip, otherwise it is a knife scraping chip

MECHANICAL DATA

- Polarity : As marked on body
- Weight : 0.05 ounces, 1.52 grams
- Mounting position : Any

Mechanical Data



Maximum Ratings And Electrical Characteristics (@T_A=25°C unless otherwise noted)

Symbol	Parameter	KBP 5005G	KBP 501G	KBP 502G	KBP 504G	KBP 506G	KBP 508G	KBP 510G	Unit
V _{RRM}	Maximum repetitive peak reverse voltage	50	100	200	400	600	800	1000	V
V _{RMS}	Maximum RMS voltage	35	70	140	280	420	560	700	V
V _{DC}	Maximum DC blocking voltage	50	100	200	400	600	800	1000	V
I _{AV}	Maximum Average Forward (With heatsink) Rectified Current @T _C =105°C(Without heatsink)					5.0			A
I _{FSM}	Peak Forward Surge Current @T _J =25°C 8.3ms single half sine-wave @T _J =125°C					150			A
V _F	Maximum forward voltage at 4.0A DC					1.10			V
I _R	Maximum DC reverse current @T _J =25°C at rated DC blocking voltage @ T _J =125°C					5.0			uA
I _t ²	I _t ² Rating for fusing (3ms≤t≤8.3ms)					59.76			A _S ²
C _J	Typical junction capacitance (Note 1)					46			pF
R _{θJC}	Typical thermal resistance(Unit mounted on 75mmx75mmx1.6mm Copper plate heatsink.)					3.0			°C/W
R _{θJC}	Typical thermal resistance(without heatsink)					8.0			°C/W
T _J , T _{STG}	Operation and Storage Temperature Range					-55 to +150			°C

Note:(1)Measured at 1MHz and applied reverse voltage of 4.0V D.C.



Ratings And Characteristic Curves

Figure 1: FORWARD CURRENT DERATING CURVE

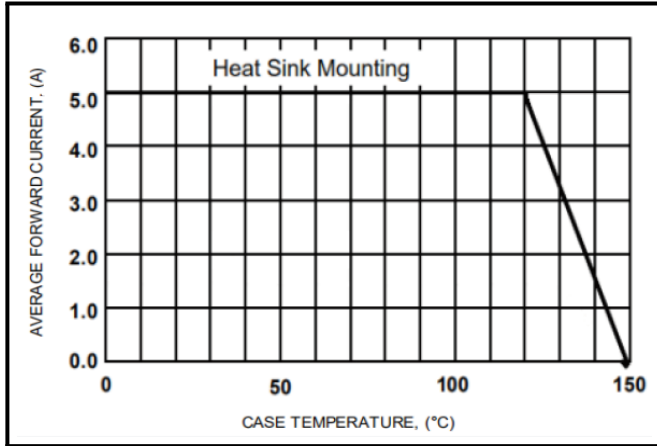


Figure 2: MAXIMUM NON-REPETITIVE SURGE CURRENT

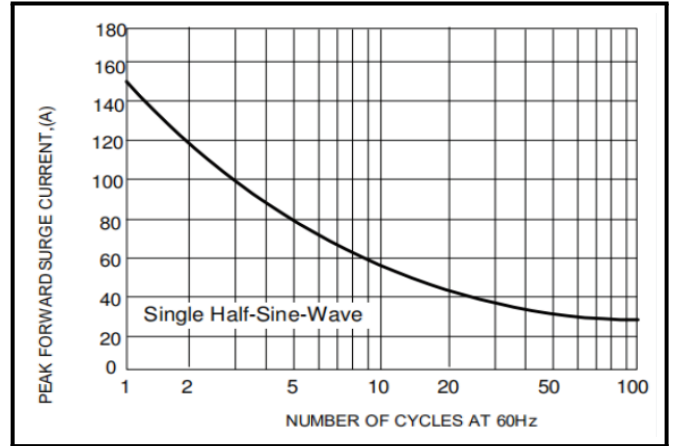


Figure 3: TYPICAL JUNCTION CAPACITANCE

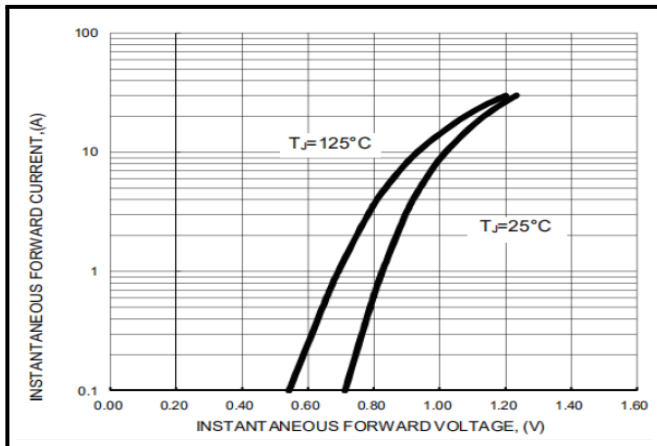


Figure 4: TYPICAL FORWARD CHARACTERISTICS

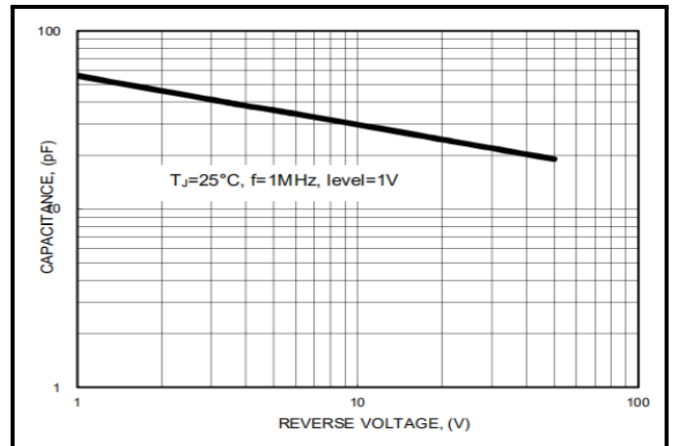
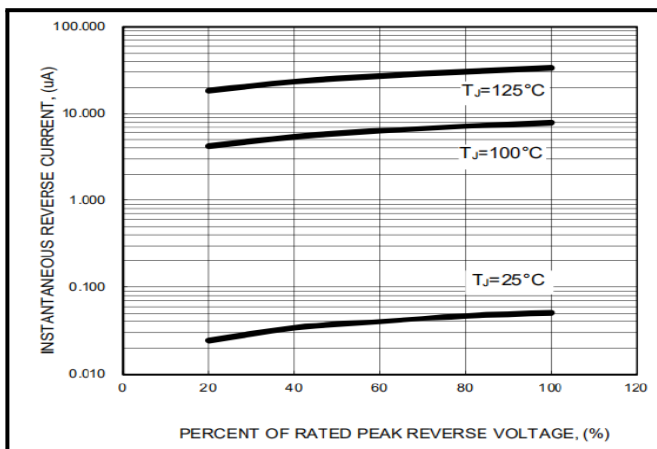


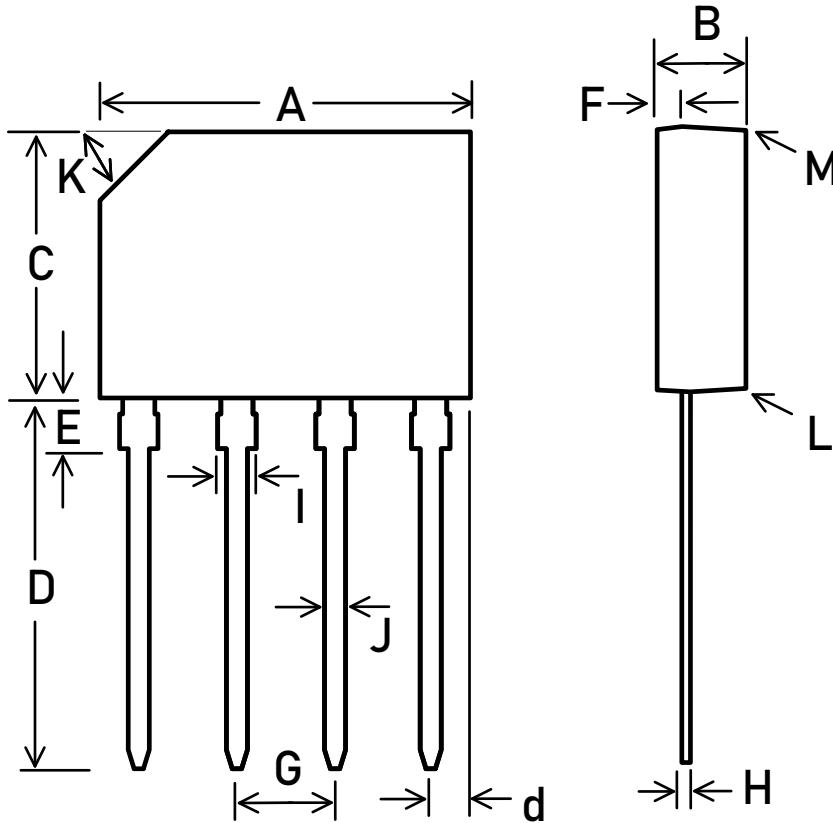
Figure 5: TYPICAL REVERSE CHARACTERISTICS



KBP5005-KBP510/G

Single Phase 5.0Amp Glass passivated Bridge Rectifiers

Outline Drawing - KBP



SYMBOL	MILLIMETER	
	MIN.	MAX.
A	14.2	14.7
B	3.30	3.60
C	10.2	10.6
D	13.8	14.4
d	1.40	1.70
E	1.80	2.20
F	0.80	1.10
G	3.71	3.91
H	0.30	0.55
I	1.22	1.42
J	0.76	0.86
K	2.7 x 45°	
L	-	3°
M	-	2°



X-ON Electronics

Largest Supplier of Electrical and Electronic Components

Click to view similar products for [Bridge Rectifiers](#) category:

Click to view products by [Bourne](#) manufacturer:

Other Similar products are found below :

[MB2510](#) [MB252](#) [MB356G](#) [MB358G](#) [90MT160KPBF](#) [GBJ1504-BP](#) [GBU10B-BP](#) [GBU15K-BP](#) [GBU4A-BP](#) [GBU4D-BP](#) [GBU6B-E3/45](#)
[DB101-BP](#) [DF01](#) [DF10SA-E345](#) [BU1508-E3/45](#) [BU1510-E3/45](#) [KBPC50-10S](#) [RS405GL-BP](#) [GBJ1502-BP](#) [GBU6M](#) [GSIB1520-E3/45](#)
[2KBB10](#) [36MB140A](#) [TB102M](#) [MB1510](#) [MB86](#) [TL401G](#) [MDA920A2](#) [TU602](#) [TU810](#) [MP5010W-BP](#) [MP501W-BP](#) [MP502-BP](#)
[BR84DTP204](#) [BU1508-E3/51](#) [KBPC25-02](#) [VS-110MT120KPBF](#) [VS-2KBB60](#) [VS-60MT120KPBF](#) [VS-60MT80KPBF](#) [DB105-BP](#) [DF1510S](#)
[VS-40MT160PAPBF](#) [VISKBU8K-E4/51](#) [36MT100](#) [GBU4G-BP](#) [GBU6B-E3/51](#) [DF15005S-E3/77](#) [GSIB15A80-E3/45](#) [DB104-BP](#)