

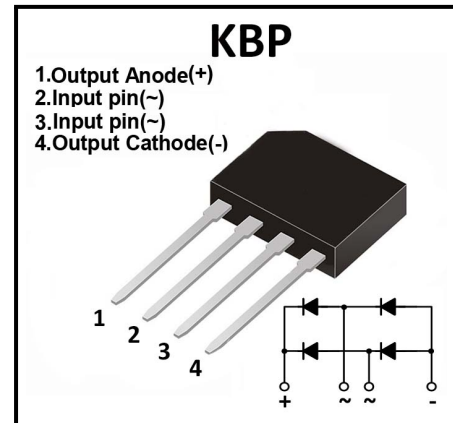
# KBP6005-KBP610/G

Single Phase 6.0Amp Glass passivated Bridge Rectifiers

## Features

- Rating to 1000V PRV
- Idea for printed circuit board
- Reliable low cost construction utilizing molded plastic technique
- The plastic material has UL flammability classification 94V-0
- The G suffix is uses for photoresist chip, otherwise it is a knife scraping chip

## Package



## MECHANICAL DATA

- Polarity : As marked on body
- Weight : 0.05 ounces, 1.52 grams
- Mounting position : Any

## Maximum Ratings And Electrical Characteristics (@T<sub>A</sub>=25°C unless otherwise noted)

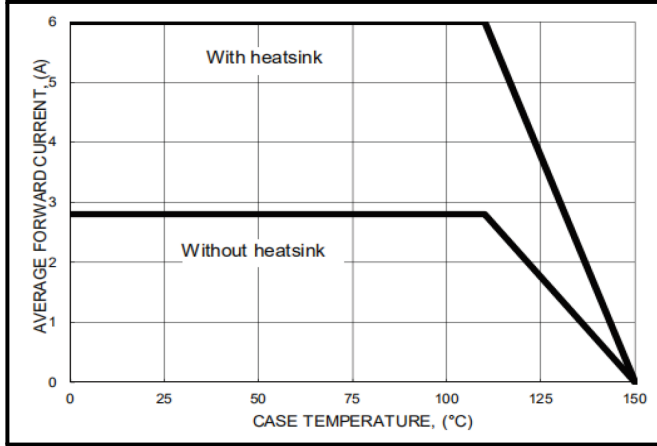
Symbol	Parameter	KBP 6005	KBP 601	KBP 602	KBP 604	KBP 606	KBP 608	KBP 610	Unit	
V <sub>RRM</sub>	Maximum repetitive peak reverse voltage	50	100	200	400	600	800	1000	V	
V <sub>RMS</sub>	Maximum RMS voltage	35	70	140	280	420	560	700	V	
V <sub>DC</sub>	Maximum DC blocking voltage	50	100	200	400	600	800	1000	V	
I <sub>AV</sub>	Maximum average forward rectified(With heatsink) current @T <sub>C</sub> =105°C(Without heatsink)					6.0 3.0				A
I <sub>FSM</sub>	Peak Forward Surge Current@T <sub>J</sub> =25°C 8.3ms single half sine-wave @T <sub>J</sub> =125°C					150 120				A
V <sub>F</sub>	Maximum forward voltage at 6.0A DC					1.10				V
I <sub>R</sub>	Maximum DC reverse current@T <sub>J</sub> =25°C at rated DC blocking voltage @T <sub>J</sub> =125°C					5.0 500				uA
I <sub>t</sub> <sup>2</sup>	I <sub>t</sub> <sup>2</sup> Rating for fusing (3ms≤t≤8.3ms)					93.38				A <sub>S</sub> <sup>2</sup>
C <sub>J</sub>	Typical junction capacitance (Note 1)					46				pF
R <sub>θJC</sub>	Typical thermal resistance (Unit mounted on 30mmx30mmx1mm Copper plate heatsink.)					3.0				°C/W
R <sub>θJC</sub>	Typical thermal resistance (without heatsink)					8.0				°C/W
T <sub>J</sub>	Operation Temperature Range					-55 to +150				°C
T <sub>STG</sub>	Storage Temperature Range					-55 to +150				

Note:(1)Measured at 1MHz and applied reverse voltage of 4.0V D.C.

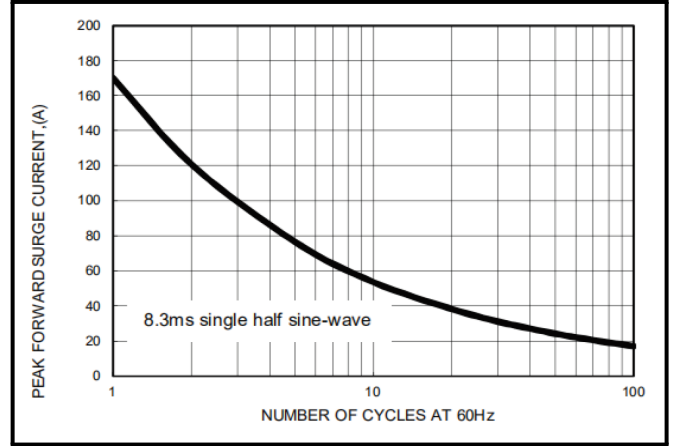


**Ratings And Characteristic Curves**

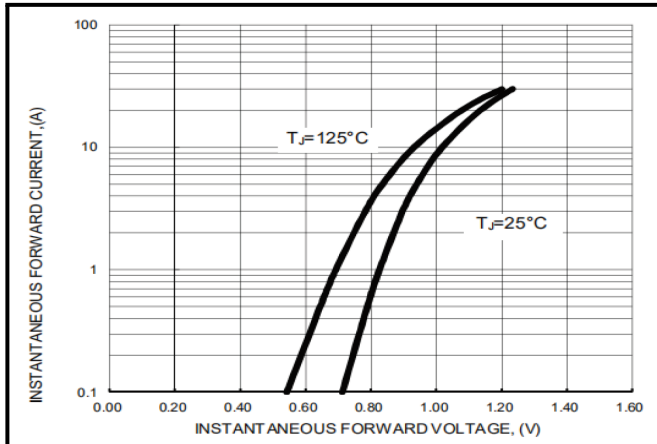
**Figure 1: FORWARD CURRENT DERATING CURVE**



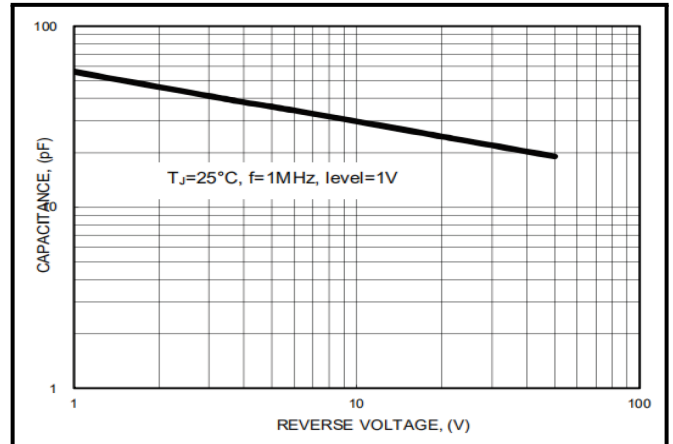
**Figure 2: MAXIMUM NON-REPETITIVE SURGE CURRENT**



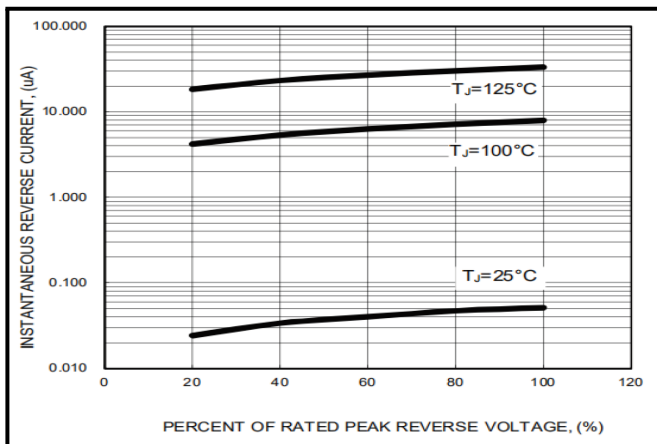
**Figure 3: TYPICAL JUNCTION CAPACITANCE**



**Figure 4: TYPICAL FORWARD CHARACTERISTICS**



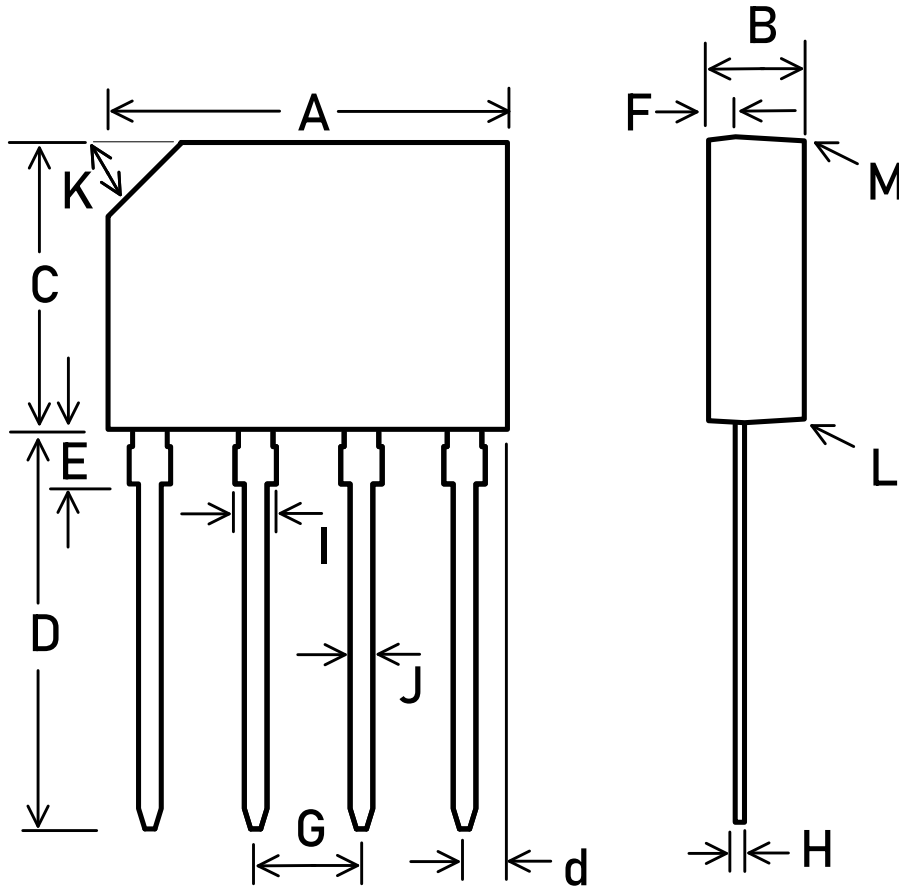
**Figure 5: TYPICAL REVERSE CHARACTERISTICS**



**KBP6005-KBP610/G**

Single Phase 6.0Amp Glass passivated Bridge Rectifiers

Outline Drawing -KBP



SYMBOL	MILLIMETER	
	MIN.	MAX.
A	14.2	14.7
B	3.30	3.60
C	10.2	10.6
D	13.8	14.4
d	1.40	1.70
E	1.80	2.20
F	0.80	1.10
G	3.71	3.91
H	0.30	0.55
I	1.22	1.42
J	0.76	0.86
K	2.7 x 45°	
L	-	3°
M	-	2°



## X-ON Electronics

Largest Supplier of Electrical and Electronic Components

*Click to view similar products for [Bridge Rectifiers](#) category:*

*Click to view products by [Bourne](#) manufacturer:*

Other Similar products are found below :

[MB2510](#) [MB252](#) [MB356G](#) [MB358G](#) [GBJ1504-BP](#) [GBU10B-BP](#) [GBU15K-BP](#) [GBU4A-BP](#) [GBU4D-BP](#) [GBU6B-E3/45](#) [DB101-BP](#) [DF01](#)  
[DF10SA-E345](#) [BU1508-E3/45](#) [BU1510-E3/45](#) [KBPC50-10S](#) [RS405GL-BP](#) [GBJ1502-BP](#) [GBU6M](#) [GSIB1520-E3/45](#) [36MB140A](#) [TB102M](#)  
[MB1510](#) [MB86](#) [TL401G](#) [MDA920A2](#) [TU602](#) [TU810](#) [MP5010W-BP](#) [MP501W-BP](#) [MP502-BP](#) [BR84DTP204](#) [BU1508-E3/51](#) [KBPC25-02](#)  
[VS-110MT120KPBF](#) [VS-2KBB60](#) [VS-60MT120KPBF](#) [VS-60MT80KPBF](#) [DB105-BP](#) [DF1510S](#) [VS-40MT160PAPBF](#) [VISKBU8K-E4/51](#)  
[36MT100](#) [GBU4G-BP](#) [GBU6B-E3/51](#) [DF15005S-E3/77](#) [GSIB15A80-E3/45](#) [DB104-BP](#) [D3SB60](#) [TB354](#)