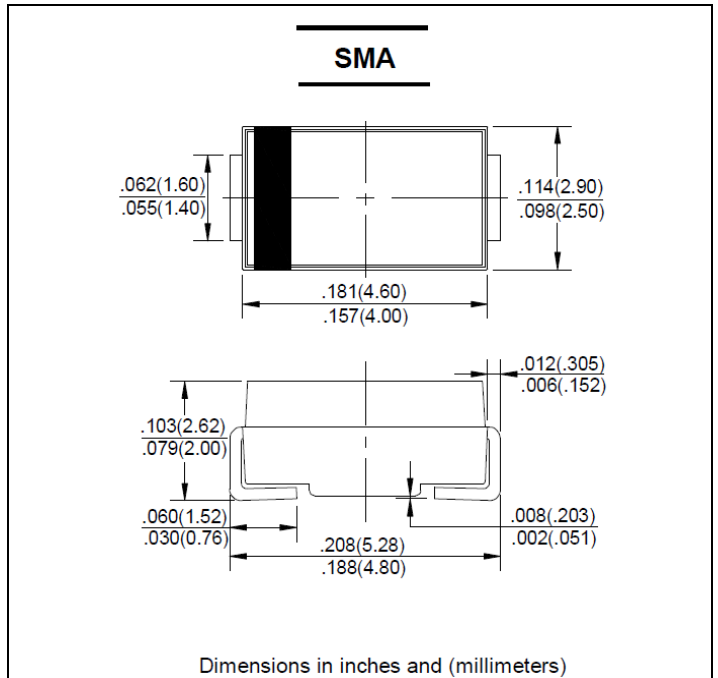


FEATURES

- Low cost
- Diffused junction
- Low Leakage
- Low forward voltage drop
- High current capability
- Easily cleaned with Freon. Alcohol. Isopropanol and similar solvents
- The plastic material carries U/L recognition 94V-0

MECHANICAL DATA

- Case: JEDEC DO - 214AC. molded plastic body
- Terminals: Solder plated. Solderable per MIL - STD - 750. Method 2026
- Polarity: Color band denotes cathode
- Weight: 0.003 ounce.0.093 grams
- Mounting position: Any


MAXIMUM RATINGS AND ELECTRICAL CHARACTERISTICS

Ratings at 25 °C ambient temperature unless otherwise specified.

Single phase. half wave. 60HZ. resistive or inductive load. For capacitive load. derate current by 20%

	SYMBOL	M1	M2	M3	M4	M5	M6	M7	UNITS
Maximum Recurrent Peak Reverse Voltage	V_{RRM}	50	100	200	400	600	800	1000	V
Maximum RMS Voltage	V_{RMS}	35	70	140	280	420	560	700	V
Maximum DC Blocking Voltage	V_{DC}	50	100	200	400	600	800	1000	V
Maximum Average Forward Rectified Current at $T_L = 110^\circ C$	$I_{(AV)}$	1.0							A
Peak Forward Surge Current 8.3ms Single half-sine-wave superimposed on rated $T_j = 125^\circ C$	I_{FSM}	30							A
Maximum Forward Voltage at 1.0A DC	V_F	1.1							V
Maximum Reverse Current $T_A = 25^\circ C$ at Rated DC Blocking Voltage $T_A = 100^\circ C$	I_R	5.0 50							μA
Typical Junction Capacitance (Note 1)	C_j	15							pF
Typical Thermal Resistance (Note 2)	R_{QJA}	75							$^\circ C/W$
Operating Junction Temperature Range	T_j	— 55 to 125							$^\circ C$
Storage Temperature Range	T_{STG}	— 55 to 150							$^\circ C$

- NOTE:
1. Reverse recovery condition $I_F=0.5A$ $I_R=1.0A$ $I_{rr}=0.25A$.
 2. Measured at 1.0MHz and applied reverse voltage of 4.0V DC.
 3. Thermal Resistance Junction to Ambient.

FIG. 1 -- TYPICAL FORWARD CHARACTERISTIC

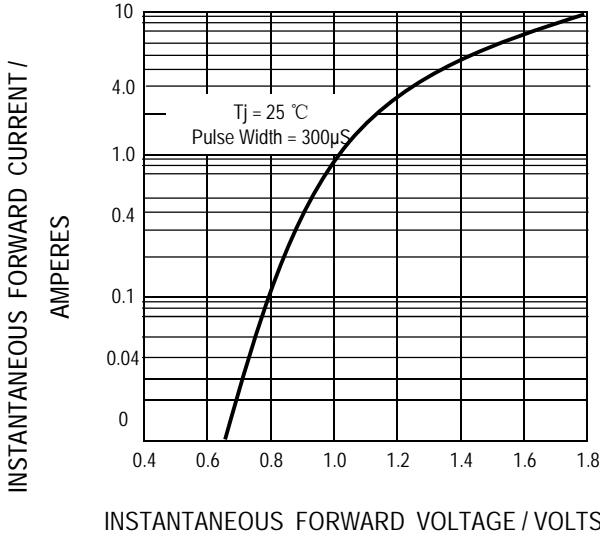


FIG. 2 -- TYPICAL JUNCTION CAPACITANCE

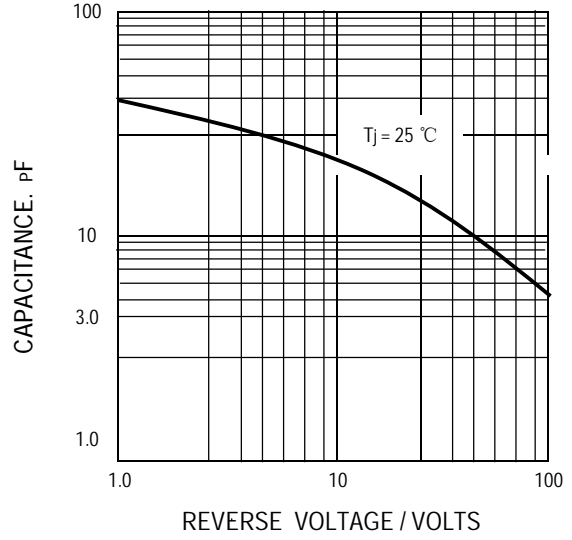


FIG. 3-- FORWARD CURRENT DERATING CURVE

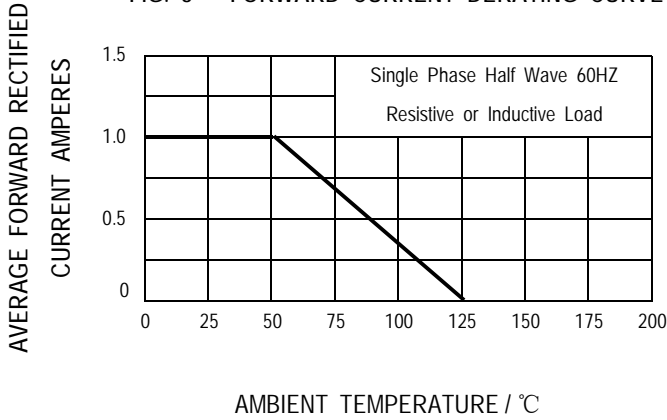


FIG. 4-- PEAK FORWARD SURGE CURRENT

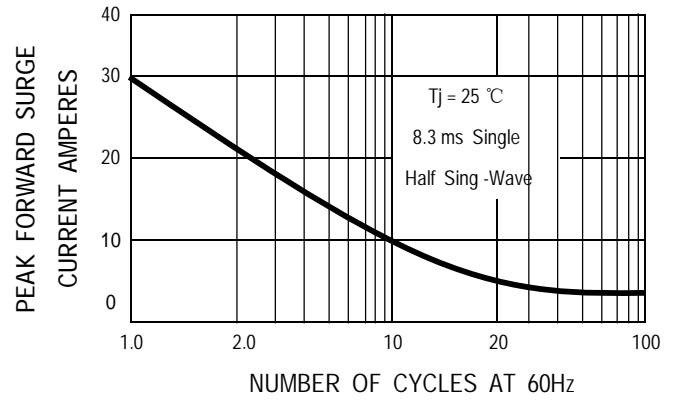


Fig.5-Typical transient thermal impedance

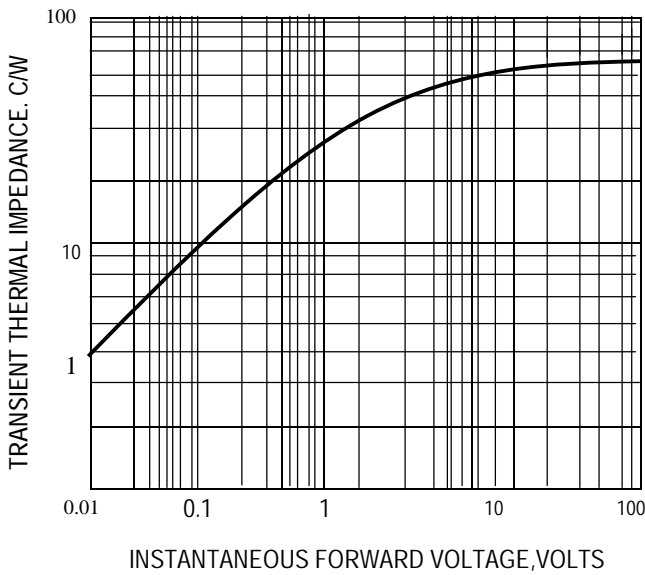
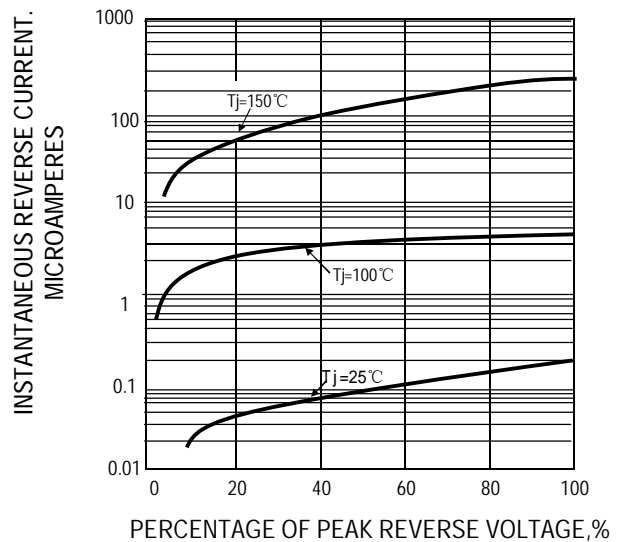


Fig.6-TYPICAL REVERSE CHARACTERISTICS



X-ON Electronics

Largest Supplier of Electrical and Electronic Components

Click to view similar products for [Diodes - General Purpose, Power, Switching category:](#)

Click to view products by [Bourne manufacturer:](#)

Other Similar products are found below :

[MMBD3004S-13-F](#) [RD0306T-H](#) [BAV17-TR](#) [BAV19-TR](#) [HSC285TRF-E](#) [1N3611](#) [NTE156A](#) [NTE574](#) [NTE6244](#) [1SS181-TP](#) [1SS193,LF](#)
[1SS400CST2RA](#) [SDAA13](#) [SHN2D02FUTW1T1G](#) [LS4151GS08](#) [1N4449](#) [1N456A](#) [1N4934-E3/73](#) [1N914B](#) [1N914BTR](#) [1SS226-TP](#)
[RFUH20TB3S](#) [D291S45T](#) [BAV300-TR](#) [BAW56DWQ-7-F](#) [BAW75-TAP](#) [MM230L-CAA](#) [IDW40E65D1](#) [JAN1N3600](#) [LL4151-GS18](#)
[053684A](#) [SMMSD4148T3G](#) [707803H](#) [NSVDAN222T1G](#) [CDSZC01100-HF](#) [LL4150-M-08](#) [1N4454-TR](#) [BAV199E6433HTMA1](#) [BAS28-7](#)
[BAW56HDW-13](#) [BAS28 TR](#) [VS-HFA04SD60STR-M3](#) [NSVM1MA152WKT1G](#) [RGP30D-E3/73](#) [BAV99TQ-13-F](#) [BAS21DWA-7](#) [NTE6250](#)
[NTE582-4](#) [NTE582-6](#) [MMDB30-E28X](#)