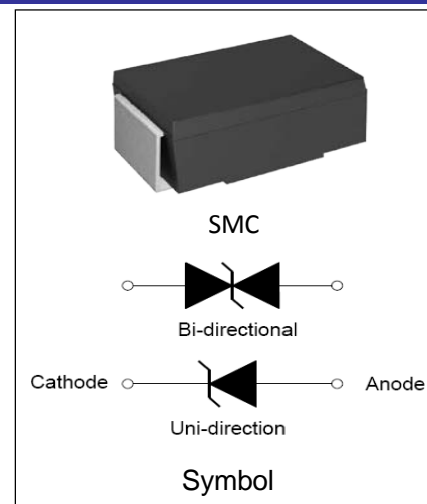


APPLICATIONS

- ✧ Auto power systems
- ✧ Can bus
- ✧ Audio, video and GPS
- ✧ ABS powers

FEATURES:

- ✧ Glass passivated or planar junction
- ✧ Lower clamping voltage.
- ✧ High temperature soldering: 260°C/10s at terminals.
- ✧ Plastic package has Underwriters Laboratory Flammability 94V-0.
- ✧ Surface mount DO-214AB



IEC COMPATIBILITY

- ✧ ISO16750-2 P5A 12V system (87V/2 Ω/150ms 10c)

ABSOLUTE MAXIMUM RATINGS (T_A=25°C, RH=45%-75%, unless otherwise noted)

Parameter	Symbol	Value	Unit
Storage temperature range	T _{stg}	-55 to +150	°C
Operating junction temperature range	T _j	-55 to +125	°C
Steady state power dissipation at T _L =75°C	P _{M(AV)}	8.0	W
Peak pulse power dissipation on ISO7637 P5A	12V system 87V/2 Ω/150ms		

ELECTRICAL CHARACTERISTICS (T_A=25°C)

Part Number		Marking		V _R	I _R @V _R	V _{BR} @I _T		I _T	V _C @I _{PP}	I _{PP} ^①
Uni-Polar	Bi-Polar	Uni	Bi	V	μA	min(V)	max(V)	mA	max(V)	A
P5T15A	P5T15C	P15A	P15C	15	50	16.70	18.60	5	24.4	205
P5T16A	P5T16C	P16A	P16C	16	50	17.80	19.80	5	26.0	192
P5T18A	P5T18C	P18A	P18C	18	30	20.00	22.20	5	29.2	175
P5T20A	P5T20C	P20A	P20C	20	5	22.20	24.50	5	32.4	203
P5T22A	P5T22C	P22A	P22C	22	5	24.40	26.90	5	35.5	185
P5T24A	P5T24C	P24A	P24C	24	5	26.70	29.50	5	38.9	170
P5T26A	P5T26C	P26A	P26C	26	5	28.90	31.90	5	42.1	157
P5T30A	P5T30C	P30A	P30C	30	5	33.30	36.80	5	48.4	136
P5T33A	P5T33C	P33A	P33C	33	5	36.70	40.60	5	53.3	124
P5T36A	P5T36C	P36A	P36C	36	5	40.00	44.20	5	58.1	113
P5T40A	P5T40C	P40A	P40C	40	5	44.40	49.10	5	64.5	102
P5T43A	P5T43C	P43A	P43C	43	5	47.80	52.80	5	69.4	95

① Surge waveform: 10/1000μs

V_R : Stand-off Voltage -- Maximum voltage that can be applied

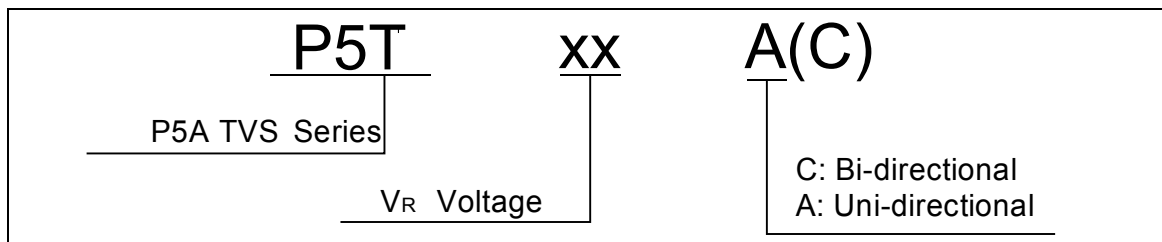
V_{BR} : Breakdown Voltage

V_C : Clamping Voltage -- Peak voltage measured across the suppressor at a specified I_{pp}

I_R : Reverse Leakage Current

☆ : Commonly used models

ORDERING INFORMATION



RATINGS AND V-I CHARACTERISTICS CURVES ($T_A=25^\circ\text{C}$, unless otherwise noted)

FIG.1:V- I curve characteristics (Uni-directional)

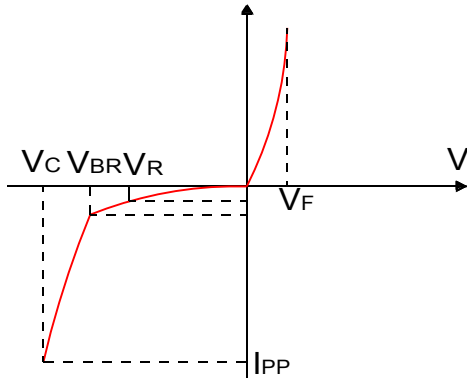


FIG.2:V- I curve characteristics (Bi-directional)

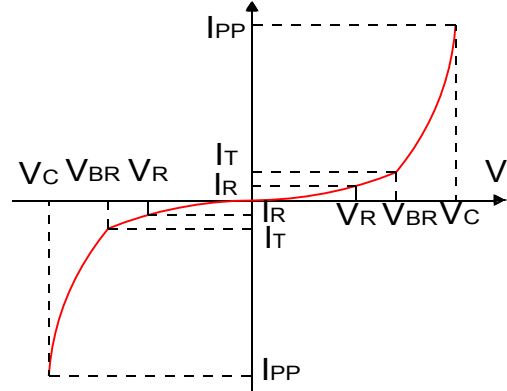


FIG.3: Pulse waveform

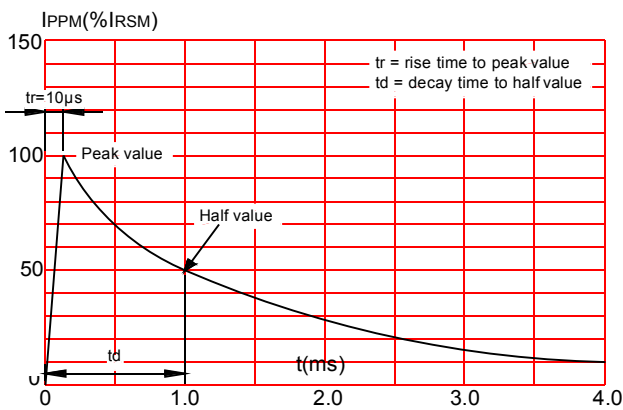


FIG.4: Pulse derating curve

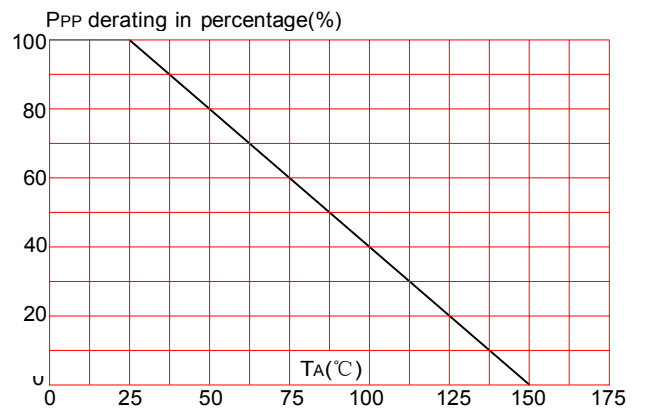


FIG.6: ISO16750 -2 test pulse 5A

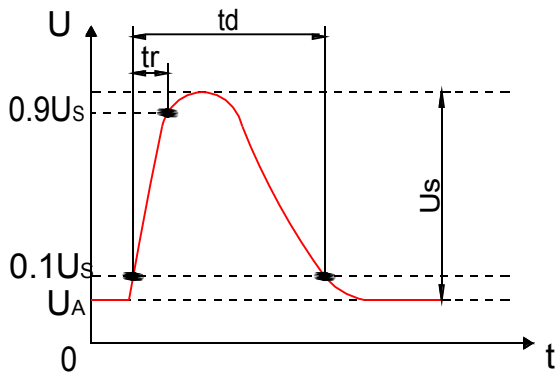
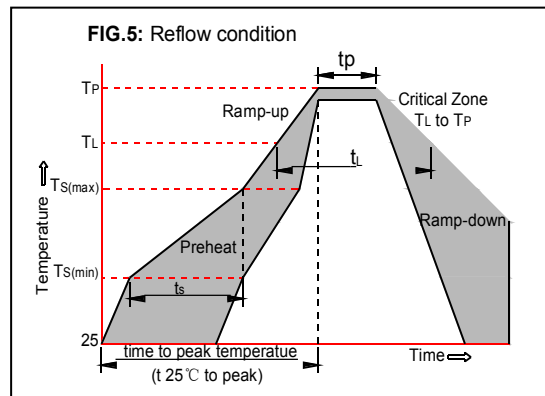
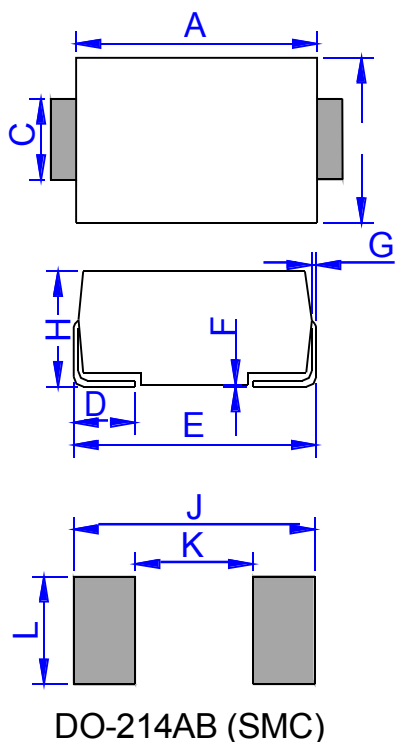


FIG.7: Parameters for test pulse 5a

Parameter	12V system	24V system
U_s	79V to 101V	151V to 202V
R_i	0.5 Ω to 4 Ω	1 Ω to 8 Ω
t_d	40ms to 400ms	100ms to 350ms
t_r	5-10ms	5-10ms

SOLDERING PARAMETERS

Reflow Condition		Pb-Free assembly (see FIG.5)
Pre Heat	-Temperature Min ($T_{s(min)}$)	+150°C
	-Temperature Max($T_{s(max)}$)	+200°C
	-Time (Min to Max) (t_s)	60-180 secs.
Average ramp up rate (Liquid us Temp (T_L) to peak)		3°C/sec. Max
$T_{s(max)}$ to T_L - Ramp-up Rate		3°C/sec. Max
Reflow	-Temperature(T_L)(Liquid us)	+217°C
	-Temperature(t_L)	60-150 secs.
Peak Temp (T_p)		+260(+0/-5)°C
Time within 5°C of actual Peak Temp (t_p)		30 secs. Max
Ramp-down Rate		6°C/sec. Max
Time 25°C to Peak Temp (T_p)		8 min. Max
Do not exceed		+260°C


PACKAGE MECHANICAL DATA


Ref.	Dimensions			
	Millimeters		Inches	
	Min.	Max.	Min.	Max.
A	6.60	7.11	0.260	0.280
B	5.59	6.20	0.220	0.244
C	2.75	3.20	0.108	0.126
D	0.76	1.52	0.030	0.060
E	7.74	8.13	0.305	0.320
F	0.051	0.203	0.002	0.008
G	0.15	0.31	0.006	0.012
H	2.15	2.62	0.085	0.103
J	8.12		0.320	
K		4.69		0.185
L	3.07		0.121	

X-ON Electronics

Largest Supplier of Electrical and Electronic Components

Click to view similar products for [ESD Suppressors / TVS Diodes](#) category:

Click to view products by [Bourne](#) manufacturer:

Other Similar products are found below :

[60KS200C](#) [D18V0L1B2LP-7B](#) [D5V0F4U5P5-7](#) [DESD5V0U1BB-7](#) [NTE4902](#) [P4KE27CA](#) [P6KE11CA](#) [P6KE39CA-TP](#) [P6KE8.2A](#)
[SA110CA](#) [SA60CA](#) [SA64CA](#) [SMBJ12CATR](#) [SMBJ33CATR](#) [SMBJ8.0A](#) [ESD101-B1-02ELS E6327](#) [ESD105-B1-02EL E6327](#) [ESD112-B1-02EL E6327](#) [ESD119B1W01005E6327XTSA1](#) [ESD5V0L1B02VH6327XTSA1](#) [ESD7451N2T5G](#) [19180-510](#) [CPDT-5V0USP-HF](#)
[3.0SMCJ33CA-F](#) [3.0SMCJ36A-F](#) [HSPC16701B02TP](#) [D3V3Q1B2DLP3-7](#) [D55V0M1B2WS-7](#) [DESD5V0U1BL-7B](#) [DRTR5V0U4SL-7](#)
[SCM1293A-04SO](#) [ESD200-B1-CSP0201 E6327](#) [SM12-7](#) [SMF8.0A-TP](#) [SMLJ45CA-TP](#) [CEN955 W/DATA](#) [82350120560](#) [VESD12A1A-](#)
[HD1-GS08](#) [CPDUR5V0R-HF](#) [CPDQC5V0U-HF](#) [CPDQC5V0USP-HF](#) [CPDQC5V0-HF](#) [D1213A-01LP4-7B](#) [D1213A-02WL-7](#)
[MMAD1108/TR13](#) [5KP100A](#) [5KP15A](#) [5KP18A](#) [5KP48A](#) [5KP90A](#)