

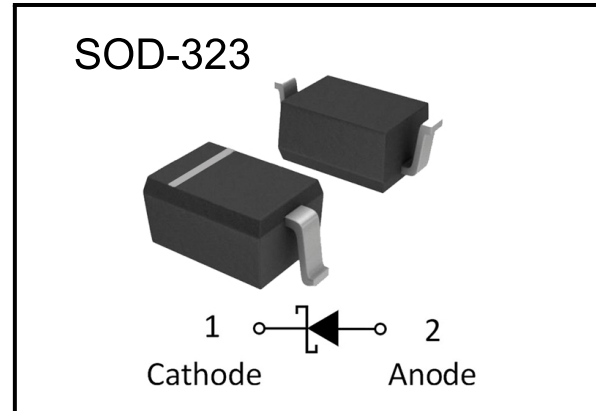
# RB551V-30

Schottky Barrier Diode

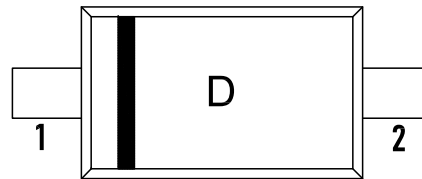
## Features

- Low current rectifier schottky diode.
- Low voltage, low inductance.
- For power supply.

## Package



## Marking



## Ordering information

Order code	Package	Marking	Base qty	Delivery mode
RB551V-30	SOD-323	D	3K	Tape and reel

## Maximum Ratings (@T<sub>A</sub>=25°C unless otherwise noted)

Symbol	Parameter	Value	Unit
V <sub>RM</sub>	Peak Reverse Voltage	30	V
V <sub>R</sub>	DC Blocking Voltage	30	
I <sub>O</sub>	Mean rectifying current	0.5	A
I <sub>FSM</sub>	Non-repetitive Peak Forward Surge Current @8.3mS	2	A
P <sub>D</sub>	Power Dissipation	200	mW
R <sub>θJA</sub>	Thermal Resistance From Junction To Ambient	500	°C/ W
T <sub>J</sub>	Operating junction Temperature Range	-40 to +125	°C
T <sub>STG</sub>	Storage temperature Range	-55 to +150	°C

## Electrical Characteristics( @T<sub>A</sub>=25°C unless otherwise noted)

Symbol	Parameter	Test Condition	Min.	Typ.	Max.	Unit
I <sub>R</sub>	Reverse voltage leakage current	V <sub>R</sub> =20V	-	-	100	μA
V <sub>F</sub>	Forward voltage	I <sub>F</sub> =100mA	-	-	0.36	V
		I <sub>F</sub> =500mA	-	-	0.47	



# RB551V-30

Schottky Barrier Diode

Typical Performance Characteristics ( $T_J = 25^\circ\text{C}$ , unless otherwise noted)

Figure 1: Forward Characteristics

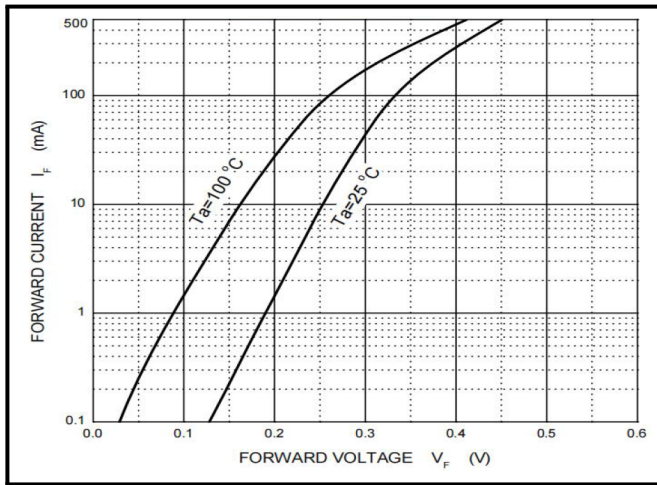


Figure 2: Reverse Characteristics

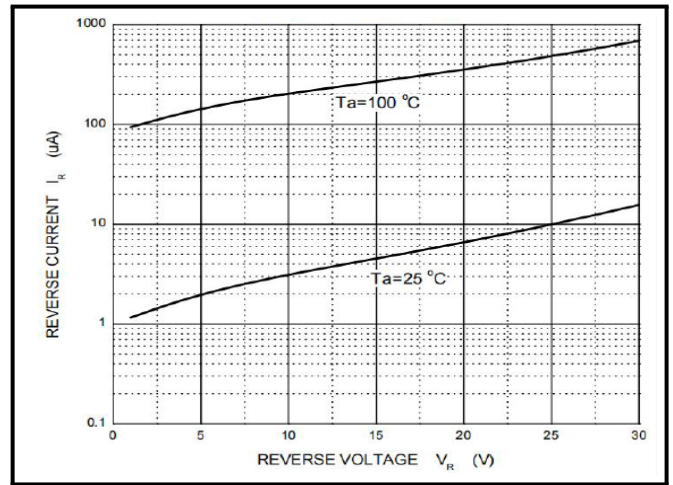


Figure 3: Capacitance Characteristics

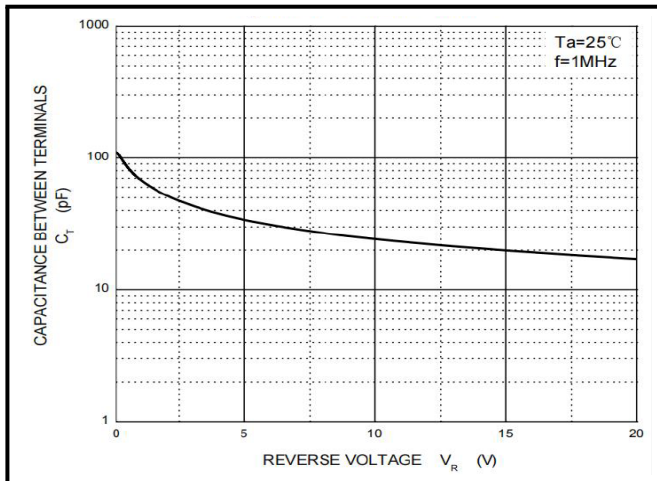
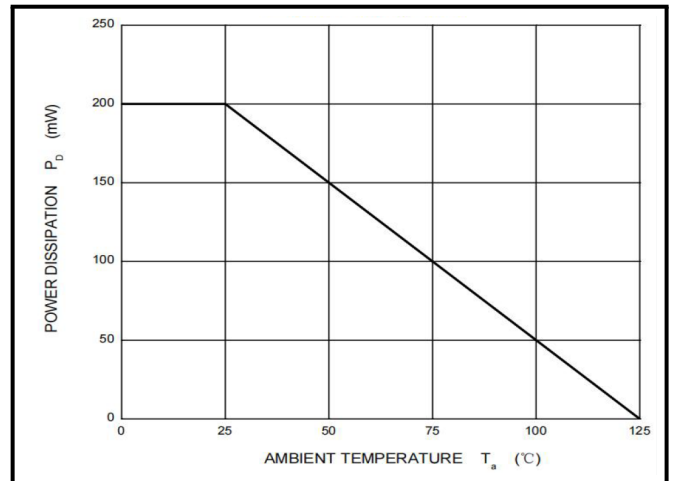


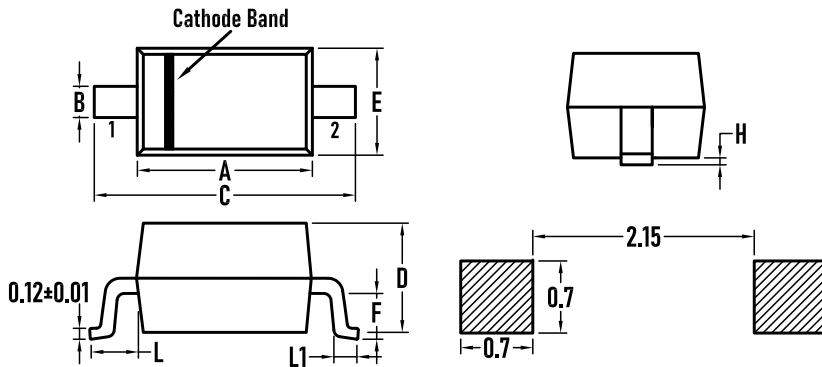
Figure 4: Power Derating Curve



# RB551V-30

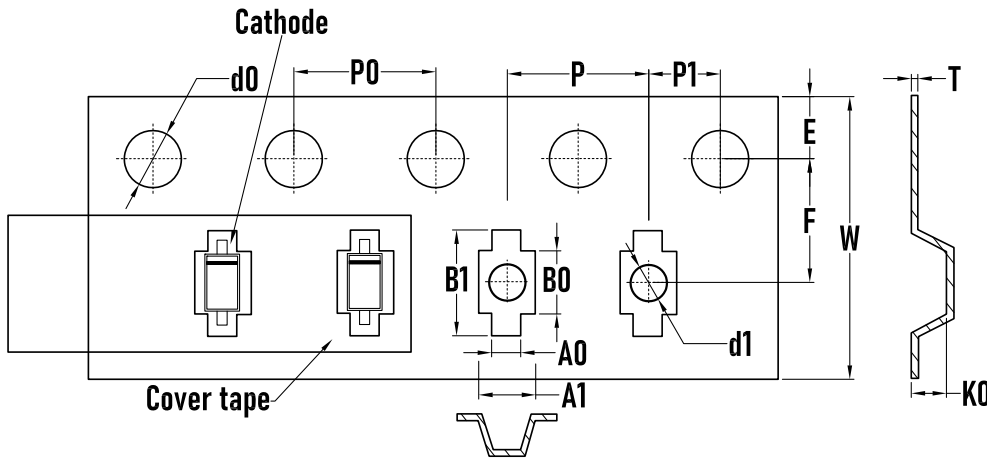
Schottky Barrier Diode

## Outline Drawing - SOD-323



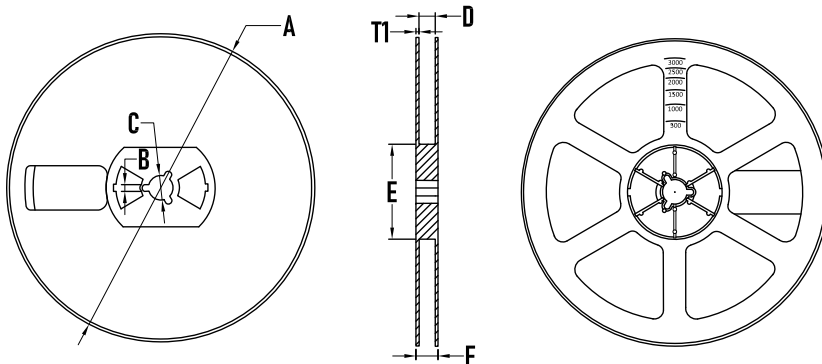
SYMBOL	MILLIMETER		INCHES	
	MIN.	MAX.	MIN.	MAX.
A	1.600	1.800	0.063	0.071
B	0.250	0.350	0.010	0.014
C	2.500	2.700	0.098	0.106
D	-	1.000	-	0.039
E	1.200	1.400	0.047	0.055
F	0.080	0.150	0.003	0.006
L	0.475REF		0.019REF	
L1	0.250	0.400	0.010	0.016
H	0.000	0.100	0.000	0.004

## Packaging Tape - SOD-323



SYMBOL	MILLIMETER
A0	0.80±0.10
A1	1.48±0.10
B0	1.80±0.10
B1	3.00±0.10
d0	1.55±0.10
d1	1.00±0.05
E	1.75±0.10
F	3.50±0.10
K0	1.05±0.10
P	4.00±0.10
P0	4.00±0.10
P1	2.00±0.10
W	8.00±0.30
T	0.25 ±0.05

## Packaging Reel



SYMBOL	MILLIMETER
A	177.8±0.2
B	2.7±0.2
C	13.5±0.2
D	9.6±0.3
E	54.5±0.2
F	12.3±0.3
T1	1.0±0.2
Quantity	3000PCS

**BORN SEMICONDUCTOR, INC. ALL  
RIGHT RESERVED**

Specifications are subject to change without notice.

Please refer to <http://www.born-tw.com> for current information.

Revision: 2022-Jan-1-A



## X-ON Electronics

Largest Supplier of Electrical and Electronic Components

*Click to view similar products for [Schottky Diodes & Rectifiers](#) category:*

*Click to view products by [Bourne](#) manufacturer:*

Other Similar products are found below :

[MA4E2039](#) [MMBD301M3T5G](#) [RB160M-50TR](#) [D83C](#) [BAS16E6433HTMA1](#) [BAS 3010S-02LRH E6327](#) [BAT 54-02LRH E6327](#)  
[NRVBAF360T3G](#) [NSR05F40QNXT5G](#) [NTE555](#) [JANS1N6640](#) [SS3003CH-TL-E](#) [GA01SHT18](#) [CRS10I30A\(TE85L,QM](#) [MBRA140TRPBF](#)  
[MBRB30H30CT-1G](#) [BAT 15-04R E6152](#) [JANTX1N5712-1](#) [DMJ3940-000](#) [SB007-03C-TB-E](#) [NRVBB20100CTT4G](#) [NRVBM120LT1G](#)  
[NTSB30U100CT-1G](#) [CRG04\(T5L,TEMQ\)](#) [ACDBA1100LR-HF](#) [ACDBA1200-HF](#) [ACDBA240-HF](#) [ACDBA3100-HF](#) [CDBQC0530L-HF](#)  
[ACDBA260LR-HF](#) [ACDBA1100-HF](#) [10BQ015-M3/5BT](#) [NRVBM120ET1G](#) [VSSB410S-M3/5BT](#) [1N5819T-G](#) [PDS1040Q-13](#) [B160BQ-13-F](#)  
[SDM05U20CSP-7](#) [BAS 70-07 E6433](#) [B140S1F-7](#) [HSM560Je3/TR13](#) [DDB2265-000](#) [ZHCS506QTA](#) [HSM190Je3/TR13](#) [B330AF-13](#)  
[ACDBUC0230-HF](#) [SDM1U100S1F-7](#) [MBR10200CTF-G1](#) [CDLL5712](#) [DMF2822-000](#)