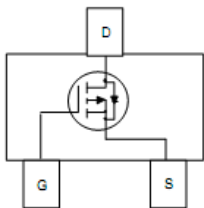
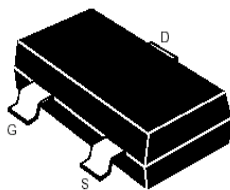


SOT-23

Features

- Advanced trench process technology
- High Density Cell Design For Ultra Low On-Resistance

Maximum Ratings & Thermal Characteristics

(Ratings at 25°C ambient temperature unless otherwise specified.)

Parameter	Symbol	Limit	Unit	
Drain-Source Voltage	V_{DS}	-20	V	
Gate-Source Voltage	V_{GS}	±10		
Continuous Drain Current	I_D	-3	A	
Pulsed Drain Current ¹⁾	I_{DM}	-10		
Maximum Power Dissipation ²⁾	P_D	TA = 25°	1.25	W
		TA = 75°C	0.8	
Operating Junction and Storage Temperature Range	T_J, T_{stg}	-55 to 150	°C	
Junction-to-Ambient Thermal Resistance (PCB mounted) ²⁾	R_{thJA}		100	°C/W
Junction-to-Ambient Thermal Resistance (PCB mounted) ³⁾			166	

Notes

- 1) Pulse width limited by maximum junction temperature.
- 2) Surface Mounted on FR4 Board, $t \leq 5$ sec.
- 3) Surface Mounted on FR4 Board.

Electrical Characteristics

(Ratings at 25°C ambient temperature unless otherwise specified.)

Parameter	Symbol	Test Condition	Min.	Typ.	Max.	Unit
Static						
Drain-Source Breakdown Voltage	BV_{DSS}	$V_{GS} = 0V, I_D = -250\mu A$	-20			V
Drain-Source On-State Resistance ¹⁾	$R_{DS(on)}$	$V_{GS} = -4.5V, I_D = -3.0A$		64	110	mΩ
		$V_{GS} = -2.5V, I_D = -2.0A$		89	140	
Gate Threshold Voltage	$V_{GS(th)}$	$V_{DS} = V_{GS}, I_D = -250\mu A$	0.4		1	V
Zero Gate Voltage Drain Current 0	I_{DSS}	$V_{DS} = -20V, V_{GS} = 0V$			-1	μA
		$V_{DS} = -16V, V_{GS} = 0V, T_J = 55^\circ C$			-10	
Gate Body Leakage	I_{GSS}	$V_{GS} = \pm 10V, V_{DS} = 0V$			±100	nA
Forward Transconductance ¹⁾	g_{fs}	$V_{DS} = -5V, I_D = -2.8A$		6.5	—	S
Dynamic						
Total Gate Charge	Q_g	$V_{DS} = -6V, I_D \cong -2.3A$ $V_{GS} = -4.5V$		5.8	10	nC
Gate-Source Charge	Q_{gs}			0.85		
Gate-Drain Charge	Q_{gd}			1.7		
Turn-On Delay Time	$t_{d(on)}$	$V_{DD} = -6V, R_L = 6\Omega$ $I_D \cong -1.0A, V_{GEN} = -4.5V$ $R_G = 6\Omega$		13	25	ns
Turn-On Rise Time	t_r			36	60	
Turn-Off Delay Time	$t_{d(off)}$			42	70	
Turn-Off Fall Time	t_f			34	60	
Input Capacitance	C_{iss}	$V_{DS} = -6V, V_{GS} = 0V$ $f = 1.0$ MHz		415		pF
Output Capacitance	C_{oss}			223		
Reverse Transfer Capacitance	C_{rss}			87		
Source-Drain Diode						
Max. Diode Forward Current	I_S				-1.6	A
Diode Forward Voltage	V_{SD}	$I_S = -1.0A, V_{GS} = 0V$		-0.8	-1.2	V

¹⁾ Pulse test: pulse width $\leq 300\mu s$, duty cycle $\leq 2\%$

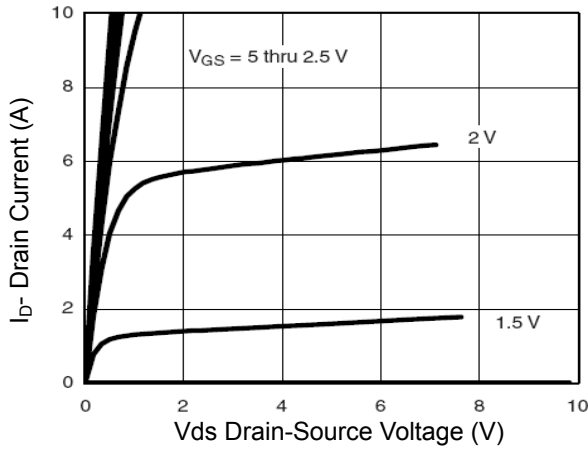


Figure 1 Output CHARACTERISTICS

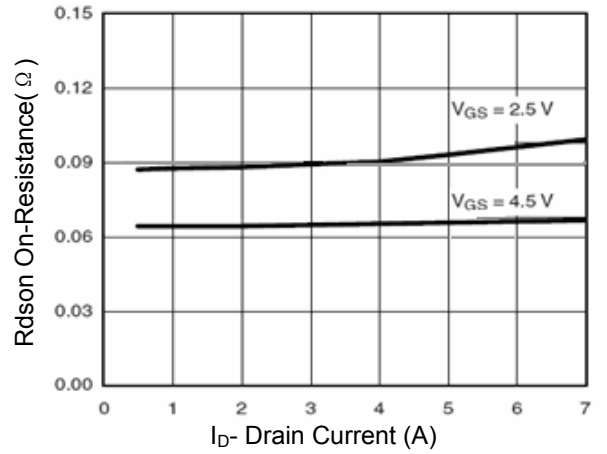


Figure 2 Drain-Source On-Resistance

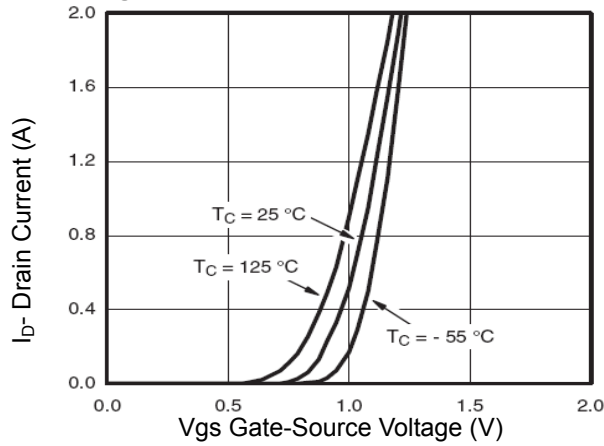


Figure 3 Transfer Characteristics

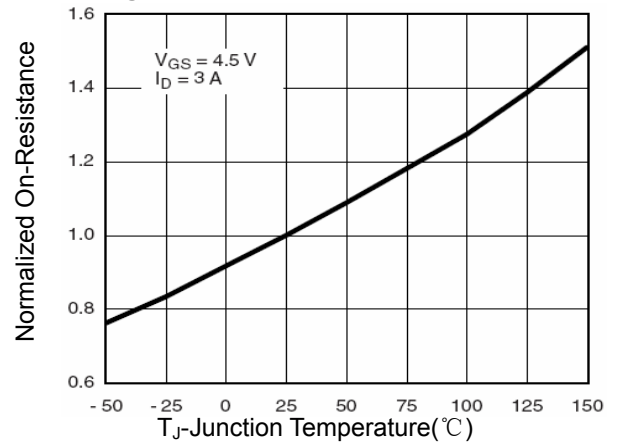


Figure 4 Drain-Source On-Resistance

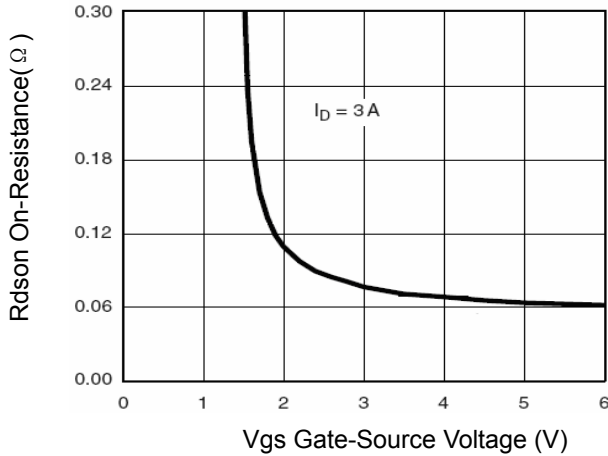


Figure 5 Rds(on) vs Vgs

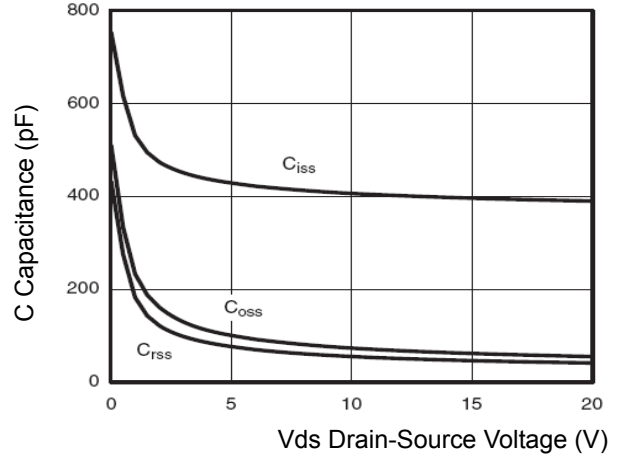


Figure 6 Capacitance vs Vds

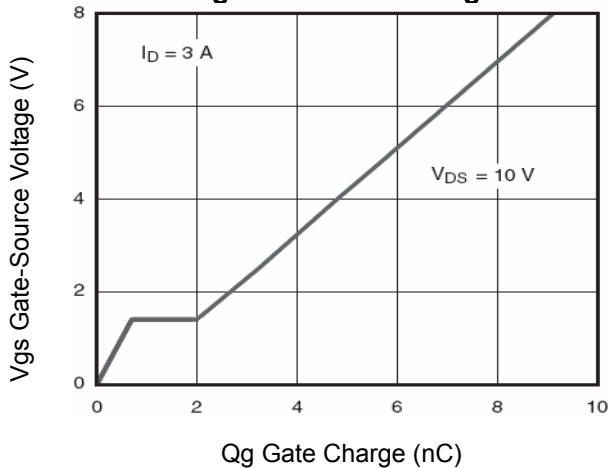


Figure 7 Gate Charge

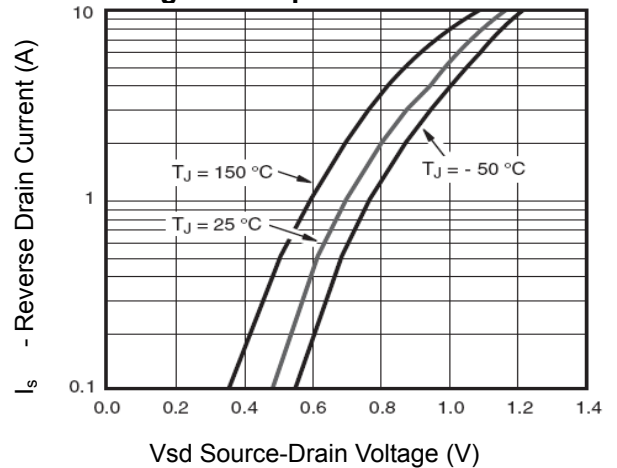
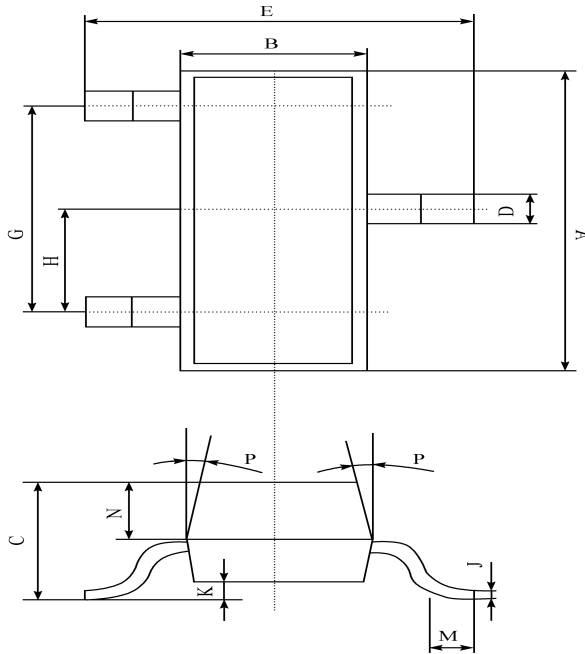


Figure 8 Source- Drain Diode Forward

SOT-23 PACKAGE OUTLINE Plastic surface mounted package



SOT-23	
A	2.90 ± 0.10
B	1.30 ± 0.10
C	1.00 ± 0.10
D	0.40 ± 0.10
E	2.40 ± 0.20
G	1.90 ± 0.10
H	0.95 ± 0.05
J	0.13 ± 0.05
K	0.00-0.10
M	≥ 0.2
N	0.60 ± 0.10
P	7 ± 2°

(UNIT): mm

X-ON Electronics

Largest Supplier of Electrical and Electronic Components

Click to view similar products for [MOSFET](#) category:

Click to view products by [Bourne](#) manufacturer:

Other Similar products are found below :

[614233C](#) [648584F](#) [FDPF9N50NZ](#) [IRFD120](#) [IRFF430](#) [JANTX2N5237](#) [2N7000](#) [FCA20N60_F109](#) [FDZ595PZ](#) [2SK2267\(Q\)](#) [2SK2545\(Q,T\)](#)
[405094E](#) [423220D](#) [MIC4420CM-TR](#) [VN1206L](#) [614234A](#) [715780A](#) [SSM6J414TU,LF\(T](#) [751625C](#) [PSMN4R2-30MLD](#)
[TK31J60W5,S1VQ\(O](#) [2SK2614\(TE16L1,Q\)](#) [DMN1017UCP3-7](#) [EFC2J004NUZTDG](#) [FCAB21350L1](#) [P85W28HP2F-7071](#) [DMN1053UCP4-7](#)
[NTE2384](#) [NTE2969](#) [NTE6400A](#) [DMN61D9UWQ-13](#) [US6M2GTR](#) [DMN31D5UDJ-7](#) [SSM6P54TU,LF](#) [DMP22D4UFO-7B](#)
[IPS60R3K4CEAKMA1](#) [DMN1006UCA6-7](#) [DMN16M9UCA6-7](#) [STF5N65M6](#) [STU5N65M6](#) [C3M0021120D](#) [DMN13M9UCA6-7](#)
[BSS340NWH6327XTSA1](#) [MCM3400A-TP](#) [DMTH10H4M6SPS-13](#) [IPS60R1K0PFD7SAKMA1](#) [IPS60R360PFD7SAKMA1](#)
[IPS60R600PFD7SAKMA1](#) [IPS60R210PFD7SAKMA1](#) [DMN2990UFB-7B](#)