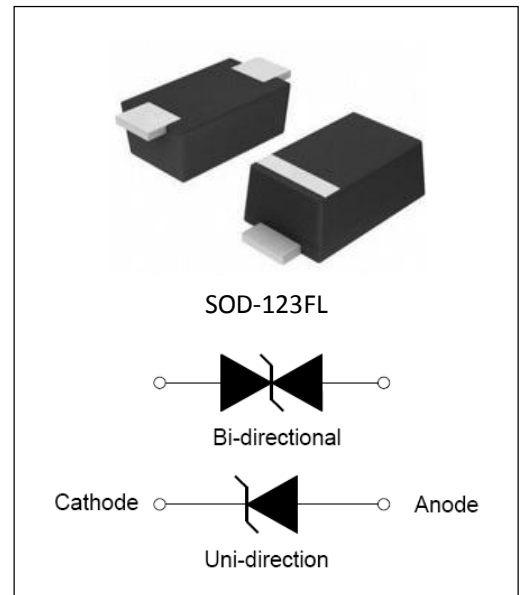


DESCRIPTION:

TVS diodes can be used in a wide range of applications which like consumer electronic products, automotive industries, munitions, telecommunications, aerospace industries, and intelligent control systems.

FEATURES:

- ✧ Glass passivated or planar junction
- ✧ Excellent clamping capability
- ✧ Repetition rate (duty cycle): 0.01%
- ✧ Typical I_R less than 1μA above 10V.
- ✧ Low profile package and low inductance
- ✧ 200W Peak Pulse power capability at 10×1000μs waveform.
- ✧ Fast response time: typically less than 1.0ps from 0V to V_{BR} min.
- ✧ High temperature soldering: 260°C/10s at terminals.
- ✧ Plastic package has Underwriters Laboratory Flammability 94V-0.
- ✧ For surface mounted applications in order to optimize board space



ABSOLUTE MAXIMUM RATINGS (T_A=25°C, RH=45%-75%, unless otherwise noted)

Parameter	Symbol	Value	Unit
Storage temperature range	T _{stg}	-55 to +150	°C
Operating junction temperature range	T _j	-55 to +150	°C
Steady state power dissipation at T _L =75°C	P _{M(AV)}	2.8	W
Peak pulse power dissipation on 10/1000μs waveform	P _{PP}	200	W
Maximum Instantaneous Forward Voltage at 20A for Unidirectional	V _F	5.0	V

ELECTRICAL CHARACTERISTICS ($T_A=25^{\circ}\text{C}$)

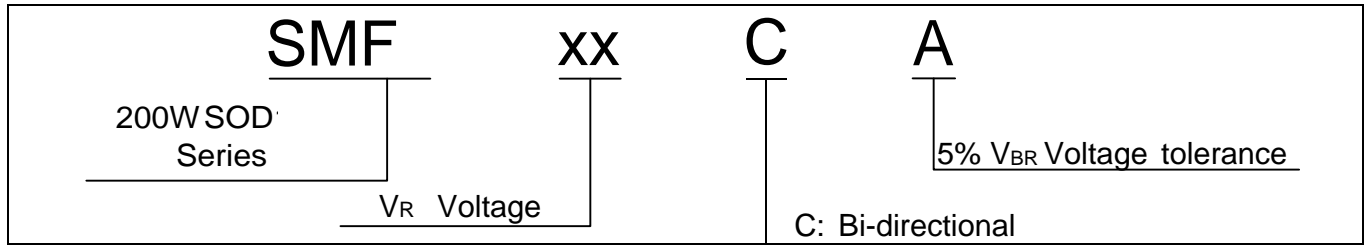
Part Number		V_R	$I_R@V_R$	$V_{BR}@I_T$		I_T	$V_C@I_{PP}$	$I_{PP}^{\textcircled{1}}$
Uni-Polar	Bi-Polar	V	μA	min(V)	max(V)	mA	max(V)	A
SMF5.0A	SMF5.0CA	5.0	150	6.40	7.00	10	9.2	21.7
SMF6.0A	SMF6.0CA	6.0	100	6.67	7.37	10	10.3	19.4
SMF6.5A	SMF6.5CA	6.5	100	7.22	7.98	10	11.2	17.9
SMF7.0A	SMF7.0CA	7.0	50	7.78	8.60	10	12.0	16.7
SMF7.5A	SMF7.5CA	7.5	50	8.33	9.21	1	12.9	15.5
SMF8.0A	SMF8.0CA	8.0	20	8.89	9.83	1	13.6	14.7
SMF9.0A	SMF9.0CA	9.0	5	10.00	11.10	1	15.4	13.0
SMF10A	SMF10CA	10.0	2	11.10	12.30	1	17.0	11.8
SMF11A	SMF11CA	11.0	1	12.20	13.50	1	18.2	11.0
SMF12A	SMF12CA	12.0	1	13.30	14.70	1	19.9	10.1
SMF13A	SMF13CA	13.0	1	14.40	15.90	1	21.5	9.3
SMF14A	SMF14CA	14.0	1	15.60	17.20	1	23.2	8.6
SMF15A	SMF15CA	15.0	1	16.70	18.50	1	24.4	8.2
SMF18A	SMF18CA	18.0	1	20.00	22.10	1	29.2	6.8
SMF20A	SMF20CA	20.0	1	22.20	24.50	1	32.4	6.2
SMF22A	SMF22CA	22.0	1	24.40	26.90	1	35.5	5.6
SMF24A	SMF24CA	24.0	1	26.70	29.50	1	38.9	5.1
SMF26A	SMF26CA	26.0	1	28.90	31.90	1	42.1	4.8
SMF28A	SMF28CA	28.0	1	31.10	34.40	1	45.4	4.4
SMF30A	SMF30CA	30.0	1	33.30	36.80	1	48.4	4.1
SMF33A	SMF33CA	33.0	1	36.70	40.60	1	53.3	3.8
SMF36A	SMF36CA	36.0	1	40.00	44.20	1	58.1	3.4
SMF48A	SMF48CA	48.0	1	53.30	58.90	1	77.4	2.6
SMF51A	SMF51CA	51.0	1	56.70	62.70	1	82.4	2.4
SMF58A	SMF58CA	58.0	1	64.40	71.20	1	93.6	2.1

$\textcircled{1}$ Surge waveform: 10/1000 μs

V_R : Stand-off Voltage -- Maximum voltage that can be applied V_{BR} : Breakdown Voltage

V_C : Clamping Voltage -- Peak voltage measured across the suppressor at a specified I_{PP} I_R : Reverse Leakage Current

ORDERING INFORMATION



RATINGS AND V-I CHARACTERISTICS CURVES ($T_A=25^\circ\text{C}$, unless otherwise noted)

FIG.1: V- I curve characteristics (Uni-directional)

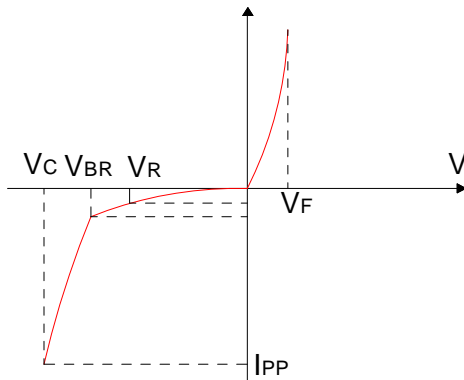


FIG.2: V- I curve characteristics (Bi-directional)

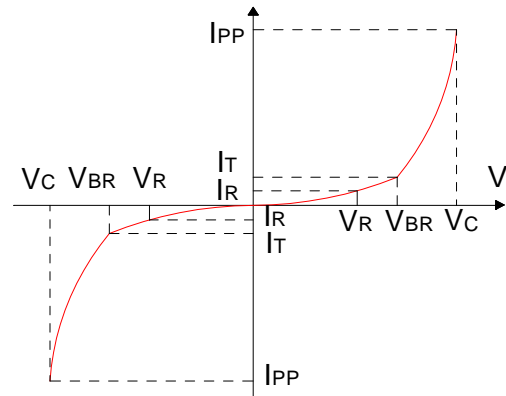


FIG.3: Pulse waveform

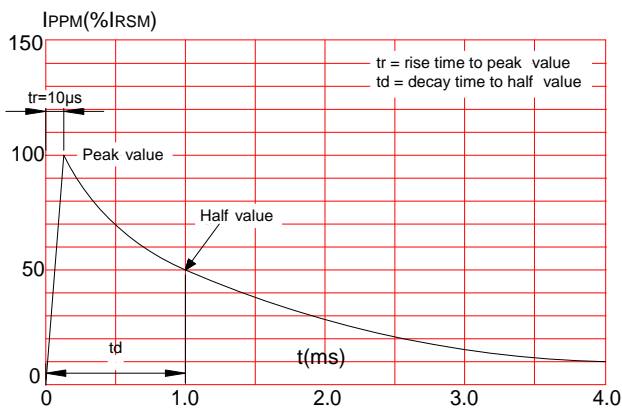
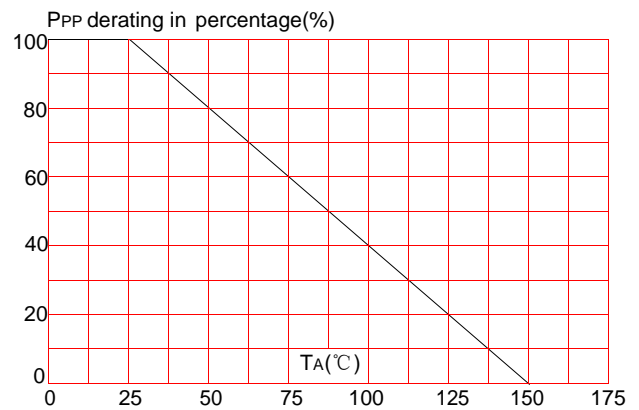
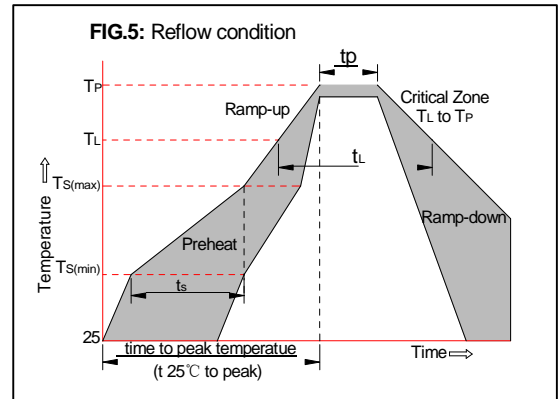


FIG.4: Pulse derating curve

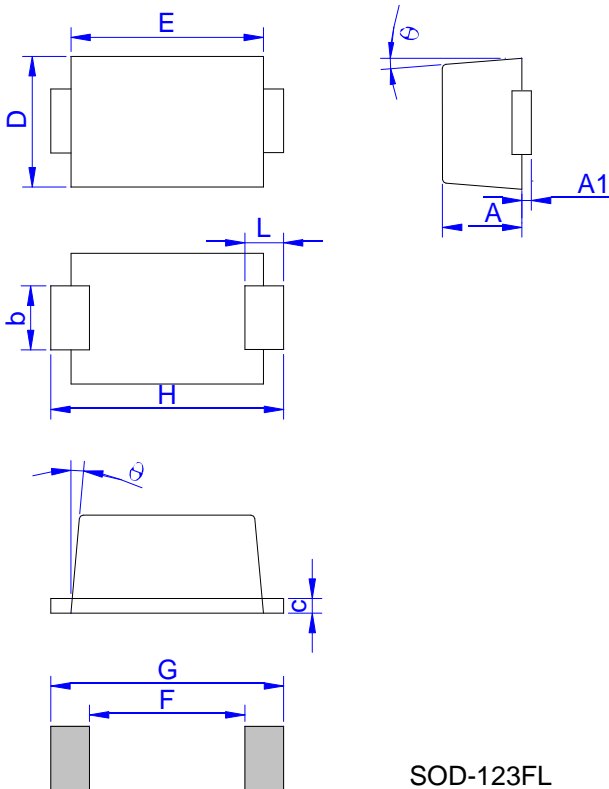


SOLDERING PARAMETERS

Reflow Condition		Pb-Free assembly (see FIG.5)
Pre Heat	-Temperature Min ($T_{s(min)}$)	+150°C
	-Temperature Max($T_{s(max)}$)	+200°C
	-Time (Min to Max) (t_s)	60-180 secs.
Average ramp up rate (Liquid us Temp (T_L) to peak)		3°C/sec. Max
$T_{s(max)}$ to T_L - Ramp-up Rate		3°C/sec. Max
Reflow	-Temperature(T_L)(Liquid us)	+217°C
	-Temperature(t_L)	60-150 secs.
Peak Temp (T_P)		+260(+0/-5)°C
Time within 5°C of actual Peak Temp (t_p)		30 secs. Max
Ramp-down Rate		6°C/sec. Max
Time 25°C to Peak Temp (T_P)		8 min. Max
Do not exceed		+260°C



PACKAGE MECHANICAL DATA



Ref.	Dimensions			
	Millimeters		Inches	
	Min.	Max.	Min.	Max.
A	0.90	1.00	0.035	0.039
A1	0	0.10	0	0.004
b	0.70	1.10	0.028	0.043
c	0.10	0.20	0.004	0.008
D	1.50	1.80	0.059	0.071
E	2.50	2.90	0.098	0.114
F	2.36	-	0.093	-
G	4.19	-	0.165	-
H	3.40	3.80	0.134	0.150
L	0.55	0.95	0.022	0.037
θ	0	8°	0	8°

X-ON Electronics

Largest Supplier of Electrical and Electronic Components

Click to view similar products for [ESD Suppressors / TVS Diodes](#) category:

Click to view products by [Bourne](#) manufacturer:

Other Similar products are found below :

[60KS200C](#) [D18V0L1B2LP-7B](#) [D5V0F4U5P5-7](#) [DESD5V0U1BB-7](#) [NTE4902](#) [P4KE27CA](#) [P6KE11CA](#) [P6KE39CA-TP](#) [P6KE8.2A](#)
[SA110CA](#) [SA60CA](#) [SA64CA](#) [SMBJ12CATR](#) [SMBJ33CATR](#) [SMBJ8.0A](#) [ESD101-B1-02ELS E6327](#) [ESD105-B1-02EL E6327](#) [ESD112-B1-02EL E6327](#) [ESD119B1W01005E6327XTSA1](#) [ESD5V0L1B02VH6327XTSA1](#) [ESD7451N2T5G](#) [19180-510](#) [CPDT-5V0USP-HF](#)
[3.0SMCJ33CA-F](#) [3.0SMCJ36A-F](#) [HSPC16701B02TP](#) [D3V3Q1B2DLP3-7](#) [D55V0M1B2WS-7](#) [DESD5V0U1BL-7B](#) [DRTR5V0U4SL-7](#)
[SCM1293A-04SO](#) [ESD200-B1-CSP0201 E6327](#) [SM12-7](#) [SMF8.0A-TP](#) [SMLJ45CA-TP](#) [CEN955 W/DATA](#) [82350120560](#) [VESD12A1A-](#)
[HD1-GS08](#) [CPDUR5V0R-HF](#) [CPDQC5V0U-HF](#) [CPDQC5V0USP-HF](#) [CPDQC5V0-HF](#) [D1213A-01LP4-7B](#) [D1213A-02WL-7](#)
[MMAD1108/TR13](#) [5KP100A](#) [5KP15A](#) [5KP18A](#) [5KP48A](#) [5KP90A](#)