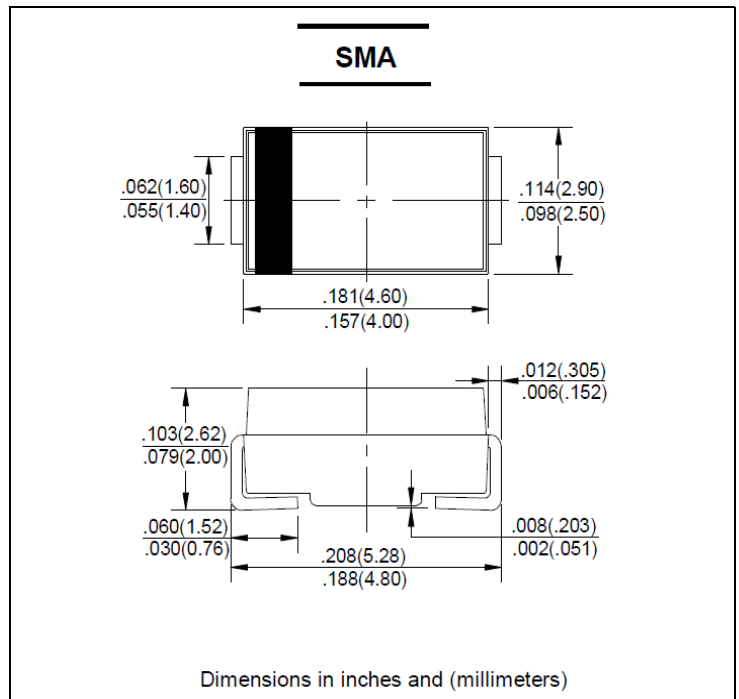


FEATURES

- For surface mounted applications
- Metal silicon junction, majority carrier conduction
- Low power loss, high efficiency
- Built-in strain relief, ideal for automated placement
- High forward surge current capability
- High temperature soldering guaranteed:
250°C/10 seconds at terminals
- The plastic material carries U/L recognition 94V-0

MECHANICAL DATA

- Case: JEDEC DO-214AC. molded plastic
- Terminals: Axial leads. Solderable per MIL - STD - 750 Method 2026
- Polarity: Color band denotes cathode
- Weight: 0.003 ounce. 0.093 grams
- Mounting position: Any


MAXIMUM RATINGS AND ELECTRICAL CHARACTERISTICS

Ratings at 25 °C ambient temperature unless otherwise specified.

Single phase half wave 60HZ. resistive or inductive load. For capacitive load current derate by 20%

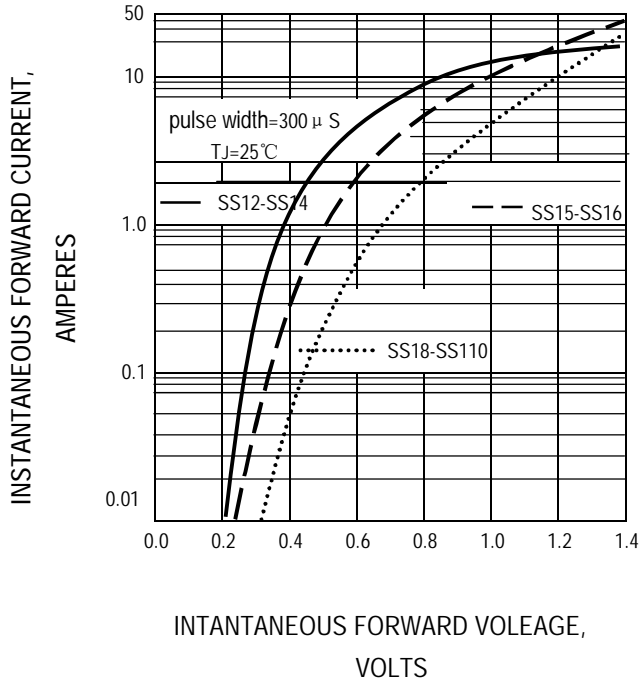
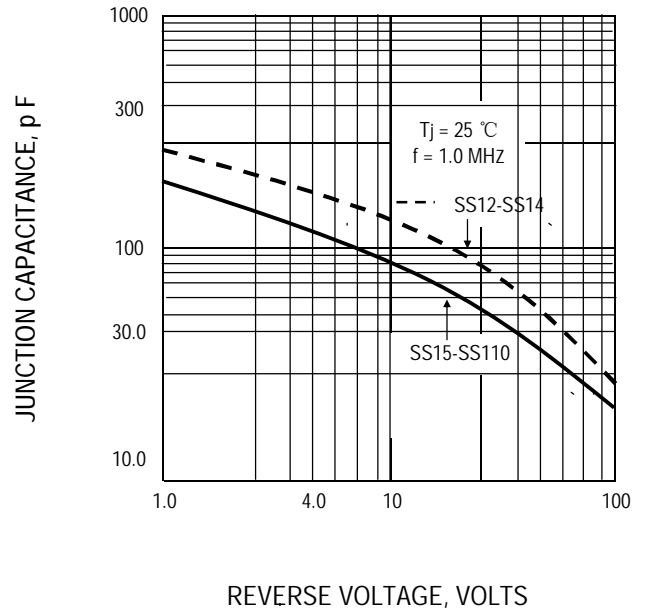
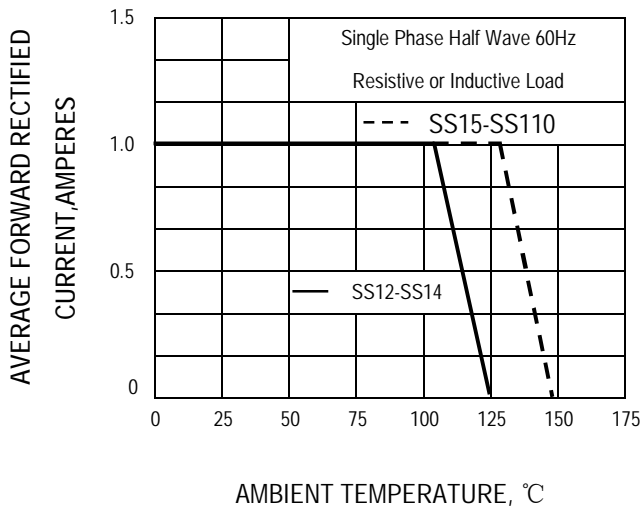
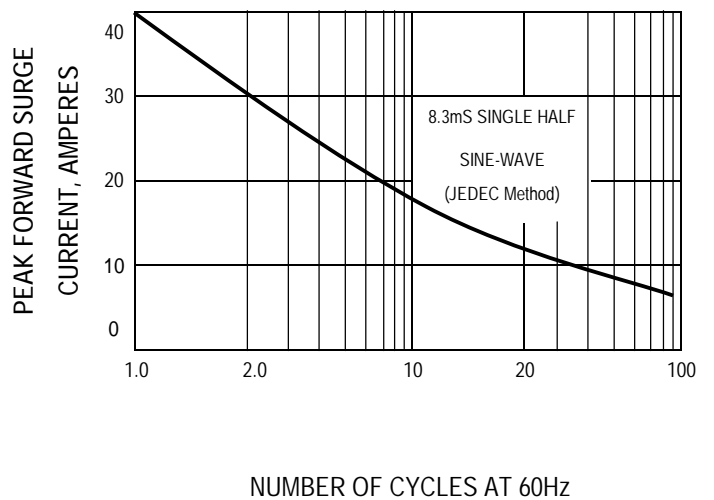
	SYMBOL	SS12	SS13	SS14	SS15	SS16	SS18	SS110	UNITS
Maximum Recurrent Peak Reverse Voltage	V_{RRM}	20	30	40	50	60	80	100	V
Maximum RMS Voltage	V_{RMS}	14	21	28	35	42	56	70	V
Maximum DC Blocking Voltage	V_{DC}	20	30	40	50	60	80	100	V
Maximum Average Forward Rectified Current 9.5mm Lead Length. $T_A = 75^\circ\text{C}$	$I_{(AV)}$	1.0							A
Peak Forward Surge Current 8.3ms Single half-sine-wave superimposed on rated $T_j = 125^\circ\text{C}$	I_{FSM}	40.0							A
Maximum Forward Voltage at 1.0A DC	V_F	0.45	0.55	0.70		0.85		V	
Maximum Reverse Current $T_A = 25^\circ\text{C}$ at Rated DC Blocking Voltage $T_A = 100^\circ\text{C}$	I_R	0.5							mA
		6.0			5.0				
Typical Junction Capacitance (Note 1)	C_j	110			90				pF
Typical Thermal Resistance (Note 2)	R_{QJA}	88.0							°C/W
Operating Junction Temperature Range	T_j	- 65 to 125			- 65 to 150				°C
Storage Temperature Range	T_{STG}	- 65 to 150							°C

NOTE:

1. Measured at 1.0MHz and applied reverse voltage of 4.0V DC.
2. P.C.B. mounted with 0.2x0.2 (5.0x5.0mm) copper pad areas

Reverse Voltage: 20 to 100 Volts

Forward Current: 1.0 Ampere

FIG.1-TYPICAL INSTANTANEOUS FORWARD CHARACTERISTICS

FIG.2-TYPICAL JUNCTION CHARACTERISTICS

FIG.3-FORWARD CURRENT DERATING CURVE

FIG.4-MAXIMUM NON-REPETITIVE PEAK FORWARD SURGE CURRENT


X-ON Electronics

Largest Supplier of Electrical and Electronic Components

Click to view similar products for [Schottky Diodes & Rectifiers](#) category:

Click to view products by [Bourne](#) manufacturer:

Other Similar products are found below :

[MA4E2039](#) [MA4E2508M-1112](#) [MBR10100CT-BP](#) [MBR1545CT](#) [MMBD301M3T5G](#) [GS1JE-TP](#) [RB160M-50TR](#) [BAS 3010S-02LRH E6327](#)
[BAT 54-02LRH E6327](#) [NSR05F40QNXT5G](#) [NSVR05F40NXT5G](#) [NTE555](#) [JANS1N6640](#) [SB07-03C-TB-H](#) [SB1003M3-TL-W](#)
[SBAT54CWT1G](#) [SBM30-03-TR-E](#) [SK310-T](#) [SK33A-TP](#) [SK34B-TP](#) [SS3003CH-TL-E](#) [PDS3100Q-7](#) [GA01SHT18](#) [CRS10I30A\(TE85L,QM](#)
[MA4E2501L-1290](#) [MBRB30H30CT-1G](#) [BAS 70-02L E6327](#) [DMJ3940-000](#) [SB007-03C-TB-E](#) [SB10015M-TL-E](#) [SB1003M3-TL-E](#) [SK32A-](#)
[TP](#) [SK33B-TP](#) [SK35A-TP](#) [SK38B-LTP](#) [SK38B-TP](#) [NTE505](#) [NTSB30U100CT-1G](#) [VS-6CWQ10FNHM3](#) [CRG04\(T5L,TEMQ\)](#)
[ACDBA1100LR-HF](#) [ACDBA1200-HF](#) [ACDBA140-HF](#) [ACDBA2100-HF](#) [ACDBA240-HF](#) [ACDBA3100-HF](#) [CDBQC0530L-HF](#) [BAT54-](#)
[13-F](#) [ACDBA340-HF](#) [ACDBA260LR-HF](#)