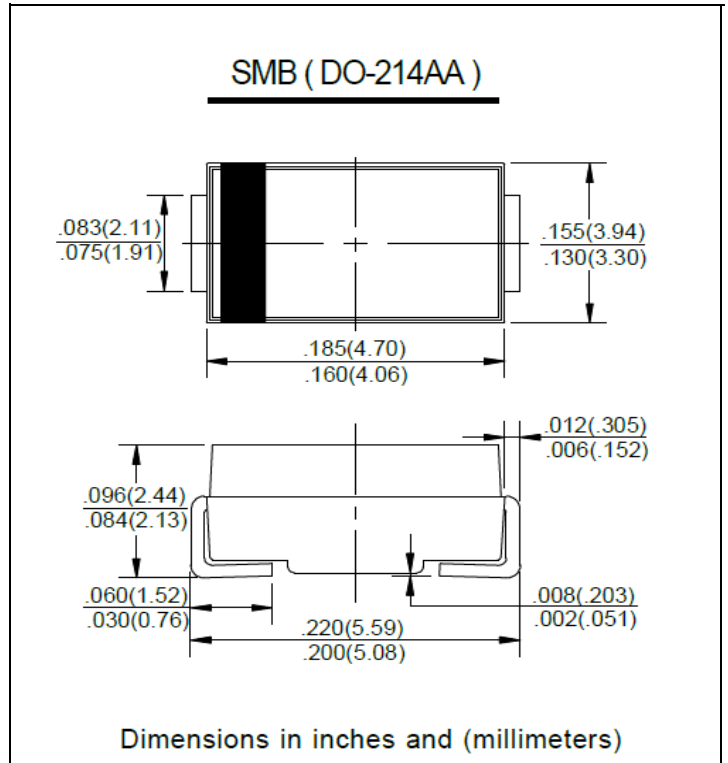


FEATURES

- For surface mounted applications
- Metal-Semiconductor junction with guardring
- Epitaxial construction
- Low forward voltage drop
- High current capability
- For sue in low voltage,high frequency inverters free wheeling,and polarity protection applications
- The plastic material carries U/L recognition 94V-O

MECHANICAL DATA

- Case: JEDEC DO - 214AA. molded plastic
- Polarity: Color band denotes cathode
- Weight: 0.009 ounce.0.25 grams


MAXIMUM RATINGS AND ELECTRICAL CHARACTERISTICS

Ratings at 25 °C ambient temperature unless otherwise specified.

Single phase. half wave. 60HZ. resistive or inductive load. For capacitive load. derate current by 20%

	SYMBOL	SS14	UNITS
Maximum Recurrent Peak Reverse Voltage	V_{RRM}	40	V
Maximum RMS Voltage	V_{RMS}	28	V
Maximum DC Blocking Voltage	V_{DC}	40	V
Maximum Average Forward Rectified Current 9.5mm Lead Length. $T_A = 75^\circ\text{C}$	$I_{(AV)}$	1.0	A
Peak Forward Surge Current 8.3ms Single half-sine-wave superimposed on rated $T_j = 125^\circ\text{C}$	I_{FSM}	40	A
Maximum Forward Voltage at 1.0A DC	V_F	0.55	V
Maximum Reverse Current $T_A = 25^\circ\text{C}$ at Rated DC Blocking Voltage $T_A = 100^\circ\text{C}$	I_R	0.5 8	mA
Typical Junction Capacitance (Note 1)	C_j	100	pF
Typical Thermal Resistance (Note 2)	R_{QJL}	10	°C/W
	R_{QJA}	50	
Operating Junction Temperature Range	T_j	-55 to 125	°C
Storage Temperature Range	T_{STG}	-55 to 150	°C

NOTE: 1. Measured at 1.0MHZ and applied reverse voltage of 4.0V DC.
2. Thermal Resistance Junction to Lead.

FIG.1-TYPICAL INSTANTANEOUS FORWARD CHARACTERISTICS

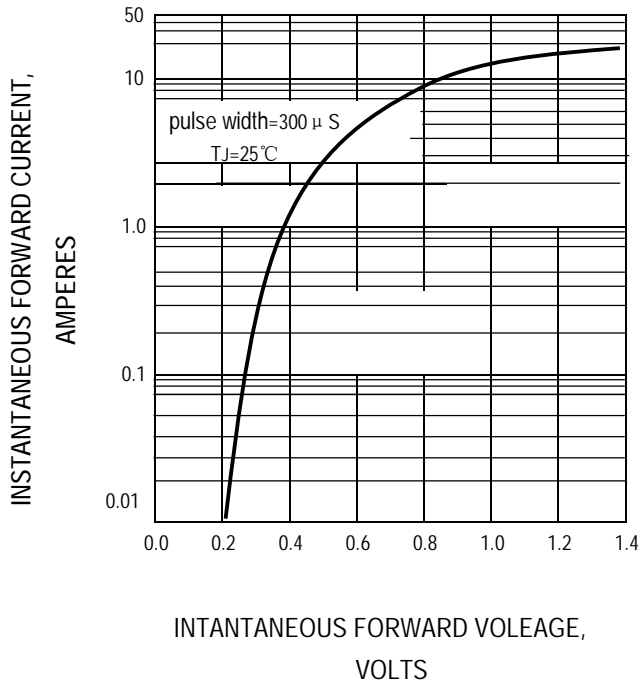


FIG.2-TYPICAL JUNCTION CHARACTERISTICS

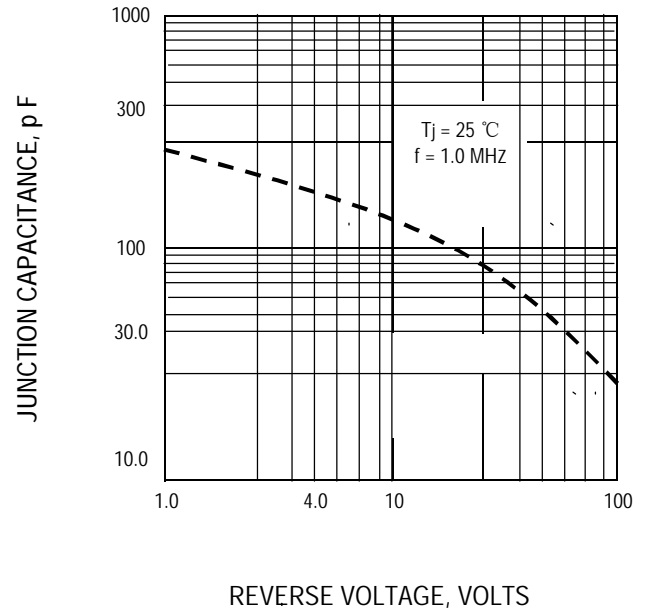


FIG.3-FORWARD CURRENT DERATING CURVE

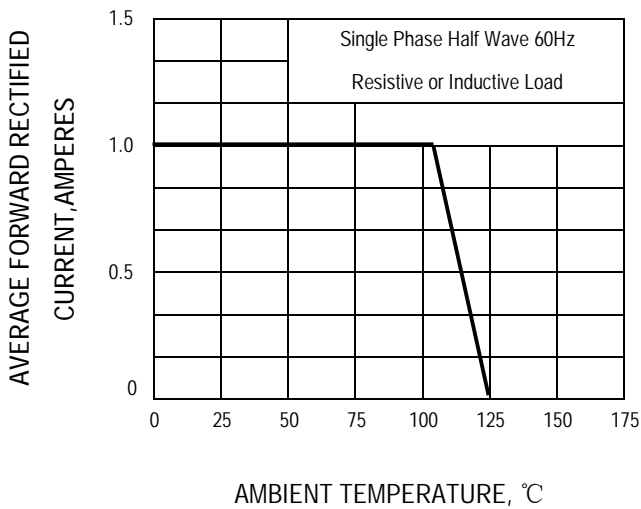
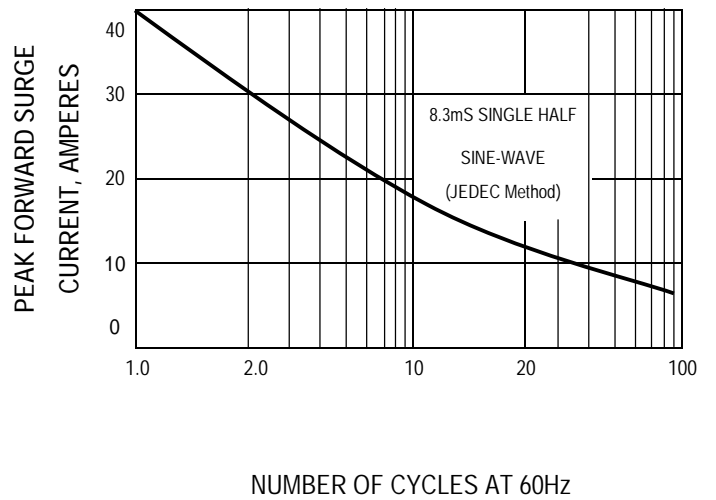


FIG.4-MAXIMUM NON-REPETITIVE PEAK FORWARD SURGE CURRENT



X-ON Electronics

Largest Supplier of Electrical and Electronic Components

Click to view similar products for [Schottky Diodes & Rectifiers](#) category:

Click to view products by [Bourne](#) manufacturer:

Other Similar products are found below :

[MA4E2039](#) [MA4E2508M-1112](#) [MBR10100CT-BP](#) [MBR1545CT](#) [MMBD301M3T5G](#) [GS1JE-TP](#) [RB160M-50TR](#) [BAS 3010S-02LRH E6327](#)
[BAT 54-02LRH E6327](#) [NSR05F40QNXT5G](#) [NSVR05F40NXT5G](#) [NTE555](#) [JANS1N6640](#) [SB07-03C-TB-H](#) [SBS818-TL-E](#) [SK310-T](#)
[SK33A-TP](#) [SK34B-TP](#) [SS3003CH-TL-E](#) [PDS3100Q-7](#) [GA01SHT18](#) [CRS10I30A\(TE85L,QM](#) [MA4E2501L-1290](#) [MBRB30H30CT-1G](#)
[DMJ3940-000](#) [SB007-03C-TB-E](#) [SK32A-TP](#) [SK33B-TP](#) [SK35A-TP](#) [SK38B-LTP](#) [SK38B-TP](#) [NRVBM120LT1G](#) [NTE505](#)
[NTSB30U100CT-1G](#) [SS0503SH-TL-E](#) [VS-6CWQ10FNHM3](#) [CRG04\(T5L,TEMQ\)](#) [ACDBA1100LR-HF](#) [ACDBA1200-HF](#) [ACDBA2100-HF](#)
[ACDBA240-HF](#) [ACDBA3100-HF](#) [CDBQC0530L-HF](#) [ACDBA260LR-HF](#) [ACDBA1100-HF](#) [MA4E2502L-1246](#) [10BQ060-M3/5BT](#)
[NRVB130LSFT1G](#) [CRS08TE85LQM](#) [PMAD1108-LF](#)