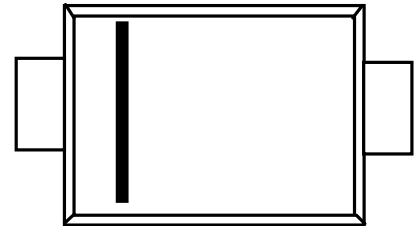


»Features

- For surface mounted applications
- Metal silicon junction, majority carrier conduction
- Low power loss, high efficiency
- Built-in strain relief, ideal for automated placement
- High forward surge current capability
- High temperature soldering guaranteed:
250 °C / 10 seconds at terminals



SMA(DO-214AC)

»General Description

- Case: JEDEC DO -214AC molded plastic
- Terminals: Axial leads. Solderable per MIL - STD - 750 Method 2026
- Polarity: Color band denotes cathode
- Mounting Position: Any

» Maximum Ratings and Electrical Characteristics

Ratings at 25 °C ambient temperature unless otherwise specified.

Single phase half wave 60HZ. resistive or inductive load. For capacitive load current derate by 20%

Characteristic	Symbol	SS22	SS23	SS24	SS25	SS26	SS28	SS210	SS215	SS220	Unit
Peak Repetitive Reverse Voltage	V _{RRM}										
Working Peak Reverse Voltage	V _{RWM}	20	30	40	50	60	80	100	150	200	V
DC Blocking Voltage	V _R										
RMS Reverse Voltage	V _{R(RMS)}	14	21	28	35	42	56	70	105	140	V
Average Rectified Output Current @T _L = 75°C	I _O	2.0									A
Non-Repetitive Peak Forward Surge Current 8.3ms Single half sine-wave superimposed on rated load (JEDEC Method)	I _{FSM}	50									A
Forward Voltage @I _F = 2.0A	V _{FM}	0.55		0.70		0.85		0.95			V
Peak Reverse Current @T _A = 25°C At Rated DC Blocking Voltage @T _A = 100°C	I _{RM}	0.5 20									mA
Typical Thermal Resistance (Note 1)	R _{θJL} R _{θJA}	28 88									°C/W
Operating Temperature Range	T _j	-65 to +125									°C
Storage Temperature Range	T _{STG}	-65 to +150									°C

NOTE: Measured at 1.0MHz and applied reverse voltage of 4.0V DC

»Typical Performance Characteristics ((T_J = 25 °C, unless otherwise noted))

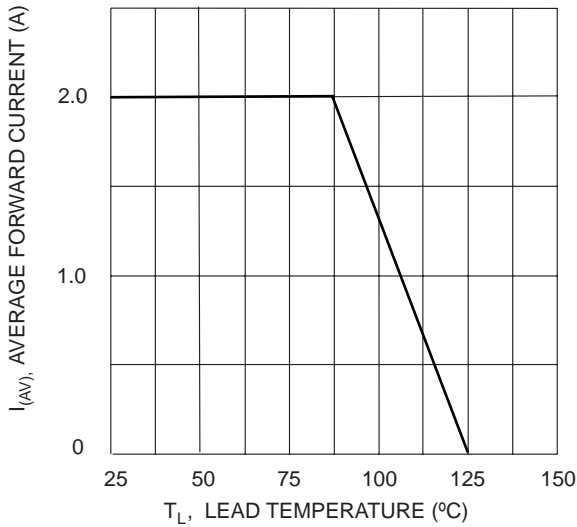


Fig. 1 Forward Current Derating Curve

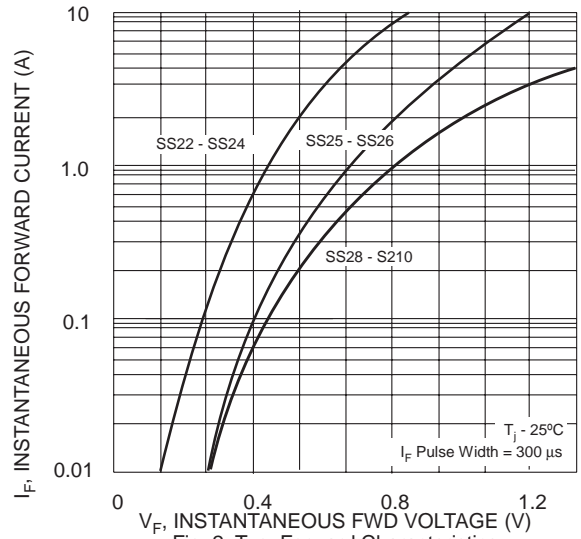


Fig. 2 Typ. Forward Characteristics

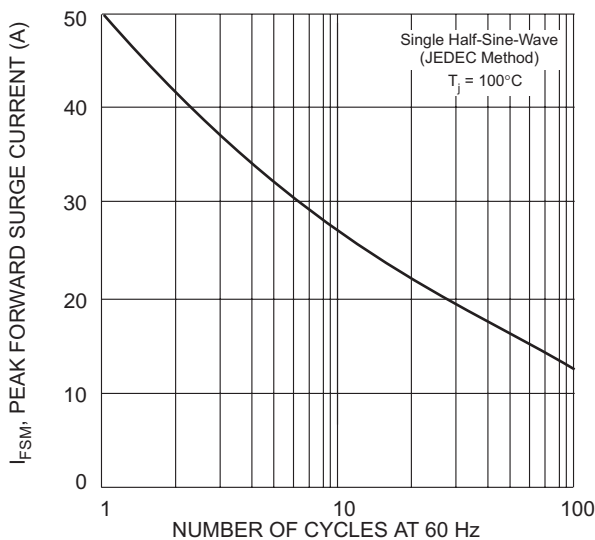


Fig. 3 Max Non-Repetitive Peak Fwd Surge Current

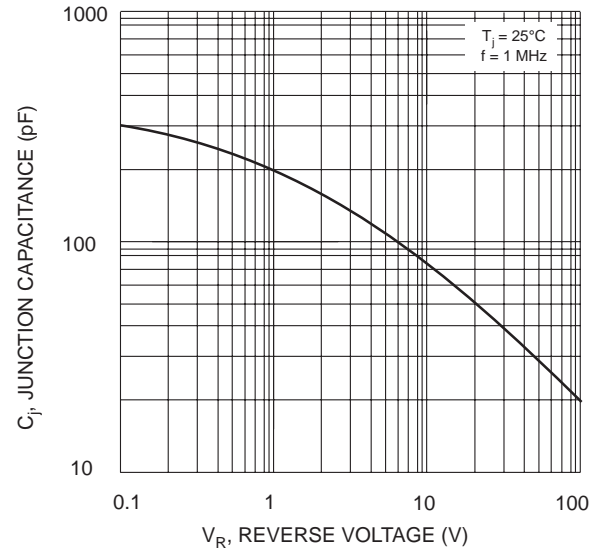


Fig. 4 Typical Junction Capacitance

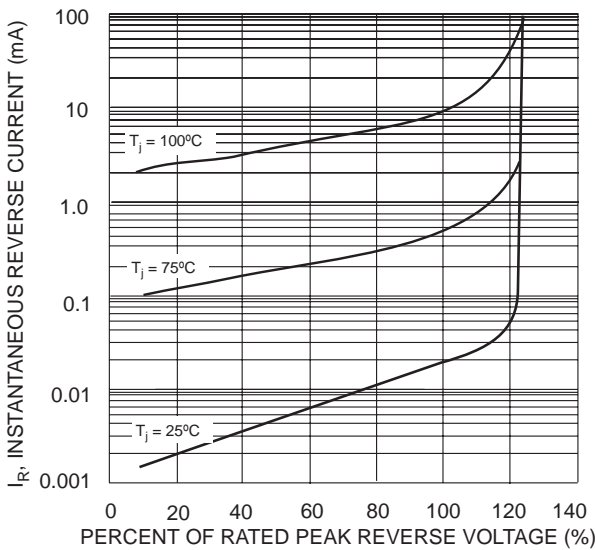
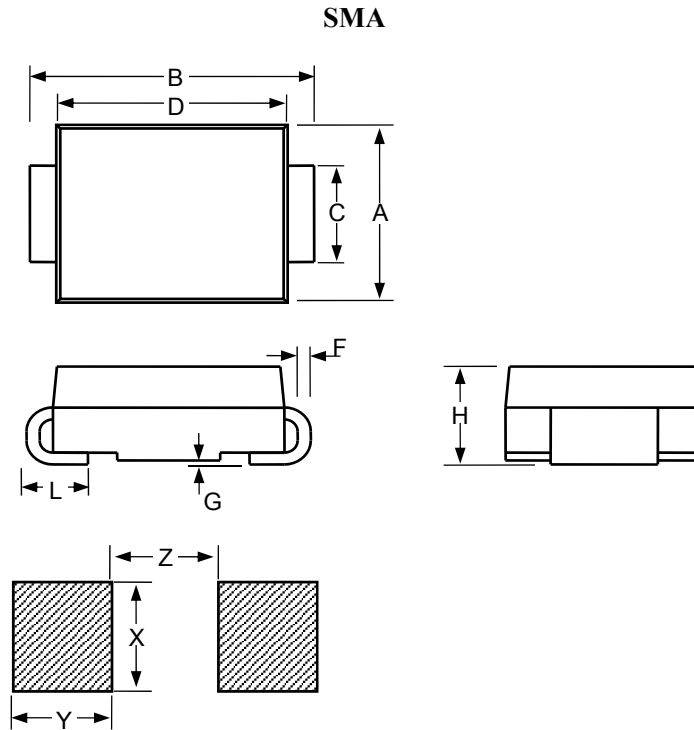


Fig. 5 Typical Reverse Characteristics

»Package Information



Dimension	Inches			Millimeters		
	MIN	NOM	MAX	MIN	NOM	MAX
A	0.1		0.11	2.54		2.8
B	0.194		0.223	4.93		5.66
C	0.051		0.067	1.3		1.7
D	0.157		0.177	3.99		4.5
F	0.006		0.012	0.152		0.305
G	-		0.008	-		0.203
H	0.078		0.095	1.98		2.42
L	0.03		0.06	0.76		1.52
X		0.085			2.16	
Y		0.07			1.78	
Z		0.079			2	

»Ordering information

Part Number	SS22	SS23	SS24	SS25	SS26	SS28	SS210	SS215	SS220
Marking	SS22	SS23	SS24	SS25	SS26	SS28	SS210	SS2150	SS220
Base qty	5K	5K	5K	5K	5K	5K	5K	5K	5K

X-ON Electronics

Largest Supplier of Electrical and Electronic Components

Click to view similar products for [Schottky Diodes & Rectifiers](#) category:

Click to view products by [Bourne](#) manufacturer:

Other Similar products are found below :

[MA4E2039](#) [MMBD301M3T5G](#) [RB160M-50TR](#) [D83C](#) [BAS16E6433HTMA1](#) [BAS 3010S-02LRH E6327](#) [BAT 54-02LRH E6327](#)
[NRVBAF360T3G](#) [NSR05F40QNXT5G](#) [NTE555](#) [JANS1N6640](#) [SS3003CH-TL-E](#) [GA01SHT18](#) [CRS10I30A\(TE85L,QM](#) [MBRA140TRPBF](#)
[MBRB30H30CT-1G](#) [BAT 15-04R E6152](#) [JANTX1N5712-1](#) [DMJ3940-000](#) [SB007-03C-TB-E](#) [NRVBB20100CTT4G](#) [NRVBM120LT1G](#)
[NTSB30U100CT-1G](#) [CRG04\(T5L,TEMQ\)](#) [ACDBA1100LR-HF](#) [ACDBA1200-HF](#) [ACDBA240-HF](#) [ACDBA3100-HF](#) [CDBQC0530L-HF](#)
[ACDBA260LR-HF](#) [ACDBA1100-HF](#) [10BQ015-M3/5BT](#) [NRVBM120ET1G](#) [VSSB410S-M3/5BT](#) [1N5819T-G](#) [PDS1040Q-13](#) [B160BQ-13-F](#)
[SDM05U20CSP-7](#) [BAS 70-07 E6433](#) [B140S1F-7](#) [HSM560Je3/TR13](#) [DDB2265-000](#) [ZHCS506QTA](#) [HSM190Je3/TR13](#) [B330AF-13](#)
[ACDBUC0230-HF](#) [SDM1U100S1F-7](#) [MBR10200CTF-G1](#) [CDLL5712](#) [DMF2822-000](#)