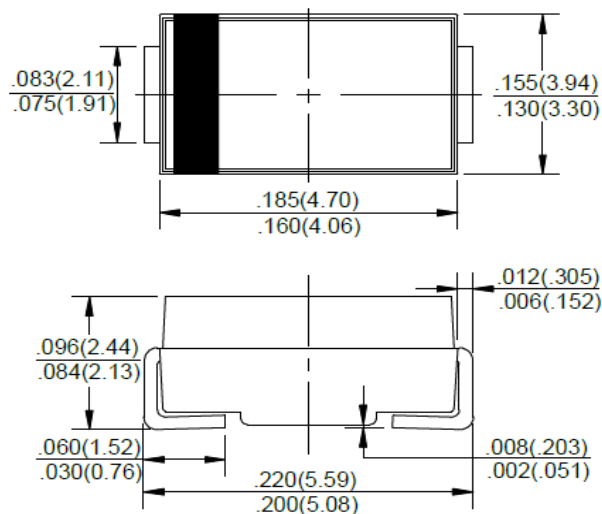



FEATURES

- Schottky barrier rectifier
- Guardring protection
- Low forward voltage
- Reverse energy tested
- High current capability
- Extremely low thermal resistance

MECHANICAL DATA

- Case: SMB molded plastic body
- Polarity: Color band denotes cathode end
- Mounting position: ANY
- Weight: 0.003 ounces, 0.093 gram

SMB (DO-214AA)


Dimensions in inches and (millimeters)

MAXIMUM RATINGS AND ELECTRICAL CHARACTERISTICS

Ratings at 25°C ambient temperature unless otherwise specified

Device marking code		SS22	SS23	SS24	SS25	SS26	SS28	SS29	S210	UNITS
Maximum repetitive peak reverse voltage	V_{RRM}	20	30	40	50	60	80	90	100	V
Maximum RMS voltage	V_{RWS}	14	21	28	35	42	56	63	70	V
Maximum DC blocking voltage	V_{DC}	20	30	40	50	60	80	90	100	V
Maximum average forward rectified current at $T_L=90^\circ\text{C}$	$I_{F(AV)}$	2.0								A
Peak forward surge current 8.3ms single half-sine-wave	I_{FSM}	75								A
Maximum instantaneous forward voltage at $I_{FM}=2.0\text{A}$ (NOTE1)	V_F	0.50			0.75		0.85			V
Maximum DC reverse current $T_J=25^\circ\text{C}$ at rated DC blocking voltage $T_J=125^\circ\text{C}$	I_R	0.4			0.03			5.0		m A
Maximum thermal resistance	$R_{\theta JL}$	28								$^\circ\text{C/W}$
Operating temperature range	T_J	-55 ---- +125								$^\circ\text{C}$
Storage temperature range	T_{STG}	-55 ---- +150								$^\circ\text{C}$

NOTE: 1.Pulse test: Pulse width 300us,duty cycle 1 %

FIG.1 – FORWARD DERATING CURVE

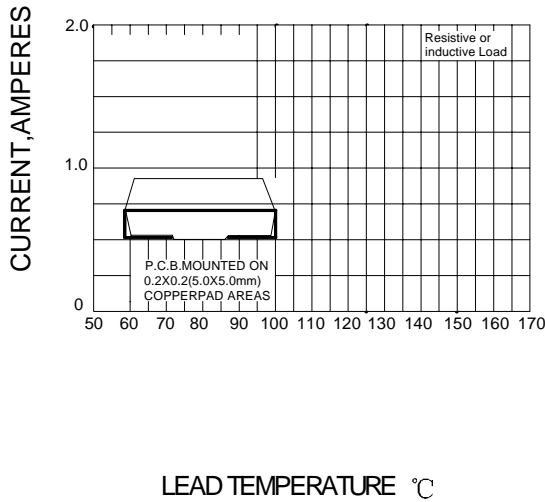


FIG.2 – PEAK FORWARD SURGE CURRENT

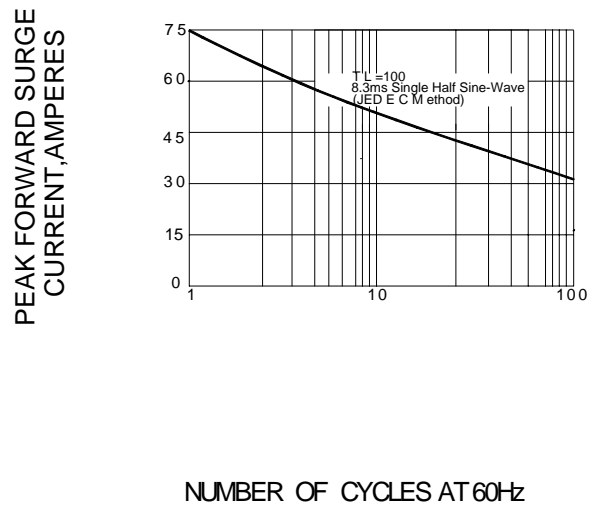


FIG.3 – TYPICAL FORWARD CHARACTERISTICS

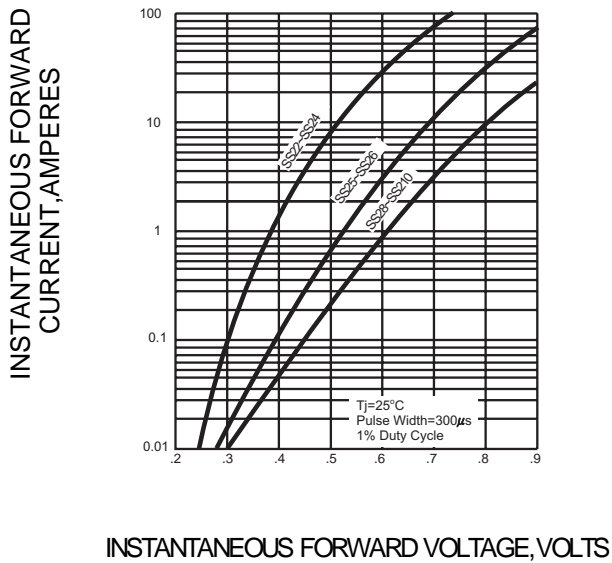
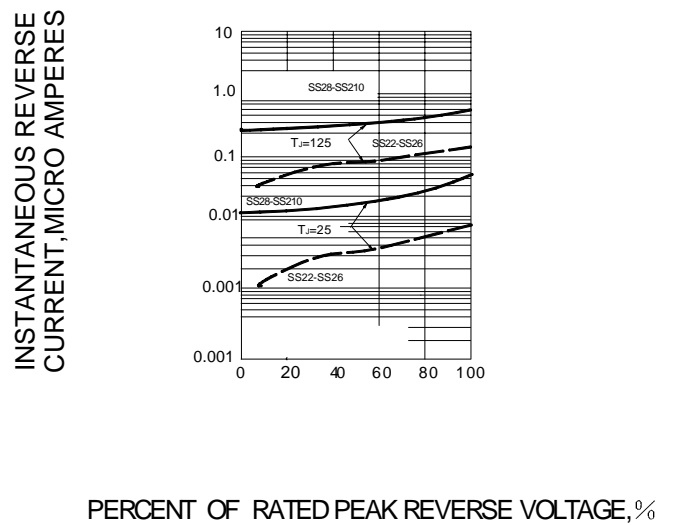


FIG.4 – TYPICAL REVERSE CHARACTERISTICS



X-ON Electronics

Largest Supplier of Electrical and Electronic Components

Click to view similar products for [Schottky Diodes & Rectifiers](#) category:

Click to view products by [Bourne](#) manufacturer:

Other Similar products are found below :

[MA4E2039](#) [MA4E2508M-1112](#) [MBR10100CT-BP](#) [MBR1545CT](#) [MMBD301M3T5G](#) [GS1JE-TP](#) [RB160M-50TR](#) [BAS 3010S-02LRH E6327](#)
[BAT 54-02LRH E6327](#) [NSR05F40QNXT5G](#) [NSVR05F40NXT5G](#) [NTE555](#) [JANS1N6640](#) [SB07-03C-TB-H](#) [SB1003M3-TL-W](#)
[SBAT54CWT1G](#) [SBM30-03-TR-E](#) [SK310-T](#) [SK33A-TP](#) [SK34B-TP](#) [SS3003CH-TL-E](#) [PDS3100Q-7](#) [GA01SHT18](#) [CRS10I30A\(TE85L,QM](#)
[MA4E2501L-1290](#) [MBRB30H30CT-1G](#) [BAS 70-02L E6327](#) [DMJ3940-000](#) [SB007-03C-TB-E](#) [SB10015M-TL-E](#) [SB1003M3-TL-E](#) [SK32A-](#)
[TP](#) [SK33B-TP](#) [SK35A-TP](#) [SK38B-LTP](#) [SK38B-TP](#) [NTE505](#) [NTSB30U100CT-1G](#) [VS-6CWQ10FNHM3](#) [CRG04\(T5L,TEMQ\)](#)
[ACDBA1100LR-HF](#) [ACDBA1200-HF](#) [ACDBA140-HF](#) [ACDBA2100-HF](#) [ACDBA240-HF](#) [ACDBA3100-HF](#) [CDBQC0530L-HF](#) [BAT54-](#)
[13-F](#) [ACDBA340-HF](#) [ACDBA260LR-HF](#)