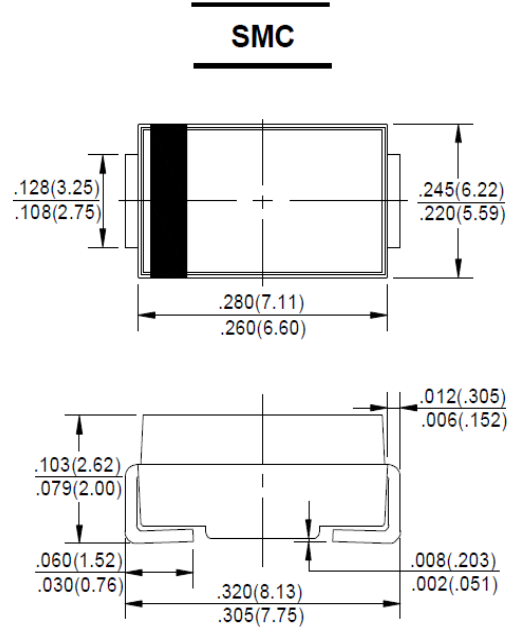


**FEATURES**

- The plastic package carries Underwriters Laboratory Flammability Classification 94V-0
- For surface mounted applications
- Low reverse leakage
- Built-in strain relief, ideal for automated placement
- High forward surge current capability
- High temperature soldering guaranteed: 250°C/10 seconds at terminals

**MECHANICAL DATA**

- **Case:** JEDEC DO-214AB molded plastic body
- **Terminals:** Solder plated, solderable per MIL-STD-750, Method 2026
- **Polarity:** Color band denotes cathode end
- **Mounting Position:** Any
- **Weight:** 0.007 ounce, 0.25 grams



Dimensions in inches and (millimeters)

**Maximum Ratings And Electrical Characteristics**

Ratings at 25°C ambient temperature unless otherwise specified. Single phase half-wave 60Hz, resistive or inductive load, for capacitive load current derate by 20%.

	SYMBOLS	SS32	SS34	SS36	SS38	SS310	SS315	SS320	UNITS
Maximum repetitive peak reverse voltage	$V_{RRM}$	20	40	60	80	100	150	200	VOLTS
Maximum RMS voltage	$V_{RMS}$	14	21	28	56	70	105	150	VOLTS
Maximum DC blocking voltage	$V_{DC}$	20	40	60	80	100	150	200	VOLTS
Maximum average forward rectified current at $T_L=110^\circ\text{C}$	$I_{(AV)}$	3.0							Amp
Peak forward surge current 8.3ms single half sine-wave superimposed on rated load (JEDEC Method)	$I_{FSM}$	150.0							Amps
Maximum instantaneous forward voltage at 3.0A	$V_F$	0.55	0.70	0.85	0.95				Volts
Maximum DC reverse current $T_A=25^\circ\text{C}$ at rated DC blocking voltage $T_A=100^\circ\text{C}$	$I_R$	0.5				0.2		mA	
Typical thermal resistance (NOTE 1)	$R_{\theta JA}$	55							C/W
Operating junction and storage temperature range	$T_J, T_{STG}$	-65 to +150							°C

**Note:** 1.P.C.B. mounted with 8.0x8.0mm copper pad areas

FIG. 1- FORWARD CURRENT DERATING CURVE

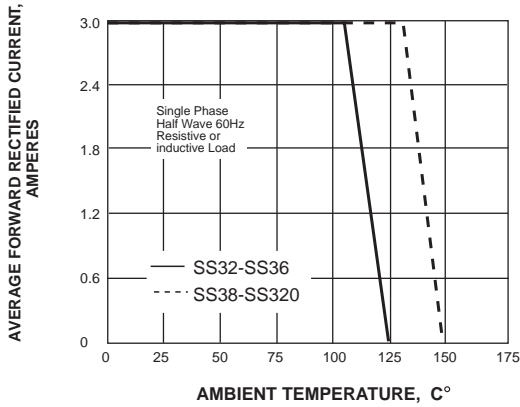


FIG. 2-MAXIMUM NON-REPETITIVE PEAK FORWARD SURGE CURRENT

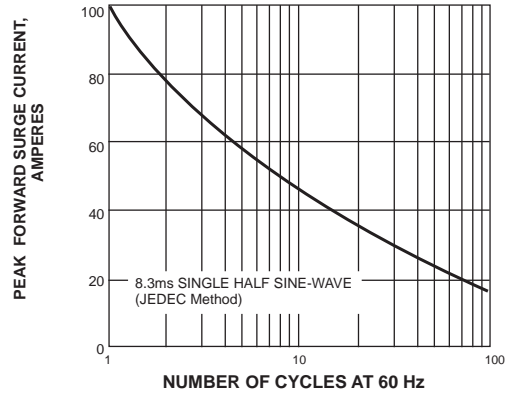


FIG. 3-TYPICAL INSTANTANEOUS FORWARD CHARACTERISTICS

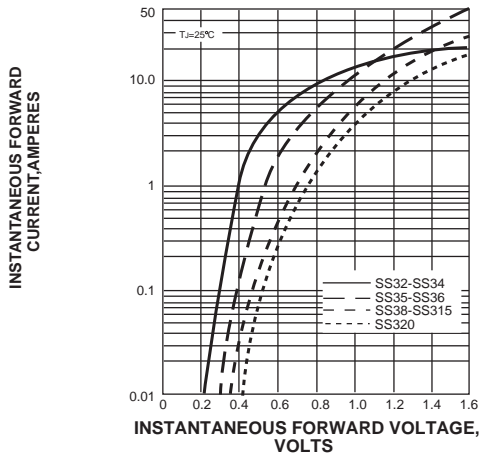


FIG. 4-TYPICAL REVERSE CHARACTERISTICS

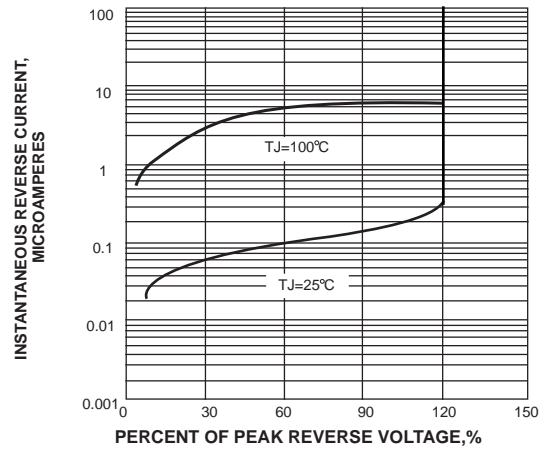


FIG. 5-TYPICAL JUNCTION CAPACITANCE

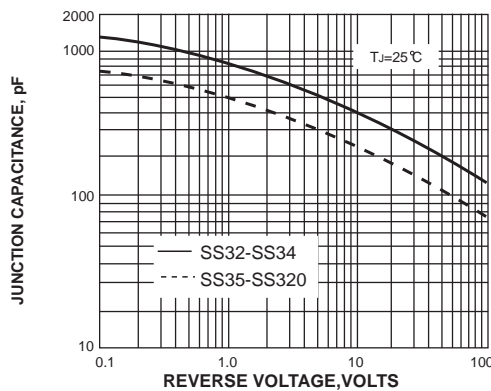
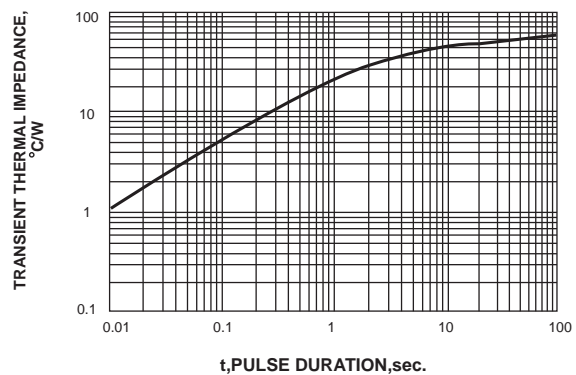


FIG. 6-TYPICAL TRANSIENT THERMAL IMPEDANCE



## X-ON Electronics

Largest Supplier of Electrical and Electronic Components

*Click to view similar products for [Schottky Diodes & Rectifiers](#) category:*

*Click to view products by [Bourne](#) manufacturer:*

Other Similar products are found below :

[CUS06\(TE85L,Q,M\)](#) [MA4E2039](#) [D1FH3-5063](#) [MBR0530L-TP](#) [MBR10100CT-BP](#) [MBR30H100MFST1G](#) [MMBD301M3T5G](#) [PMAD1103-LF](#) [PMAD1108-LF](#) [RB160M-50TR](#) [RB520S-30](#) [RB551V-30](#) [DD350N18K](#) [DZ435N40K](#) [DZ600N16K](#) [BAS16E6433HTMA1](#) [BAS 3010S-02LRH E6327](#) [BAT 54-02LRH E6327](#) [IDL02G65C5XUMA1](#) [NSR05F40QNXT5G](#) [NSVR05F40NXT5G](#) [JANS1N6640](#) [SB07-03C-TB-H](#) [SB1003M3-TL-W](#) [SBAT54CWT1G](#) [SBM30-03-TR-E](#) [SBS818-TL-E](#) [SK32A-LTP](#) [SK33A-TP](#) [SK34A-TP](#) [SK34B-TP](#) [SMD1200PL-TP](#) [ACDBN160-HF](#) [SS3003CH-TL-E](#) [STPS30S45CW](#) [PDS3100Q-7](#) [GA01SHT18](#) [CRS10I30A\(TE85L,QM\)](#) [MBR1240MFST1G](#) [MBRB30H30CT-1G](#) [BAS28E6433HTMA1](#) [BAS 70-02L E6327](#) [HSB123JTR-E](#) [JANTX1N5712-1](#) [VS-STPS40L45CW-N3](#) [DD350N12K](#) [SB007-03C-TB-E](#) [SB10015M-TL-E](#) [SB1003M3-TL-E](#) [SK110-LTP](#)