


»Features

- For surface mounted applications
- Metal silicon junction, majority carrier conduction
- Low power loss, high efficiency
- Built-in strain relief, ideal for automated placement
- High forward surge current capability
- High temperature soldering guaranteed:
250 °C / 10 seconds at terminals



SMA(DO-214AC)

»General Description

- Case: JEDEC DO -214AC molded plastic
- Terminals: Axial leads. Solderable per MIL - STD - 750 Method 2026
- Polarity: Color band denotes cathode
- Mounting Position: Any

» Maximum Ratings and Electrical Characteristics

Ratings at 25 °C ambient temperature unless otherwise specified.

Single phase half wave 60HZ. resistive or inductive load. For capacitive load current derate by 20%

CHARACTERISTICS	SYMBOL	SS52	SS53	SS54	SS56	SS58	SS510	UNIT
Maximum Recurrent Peak Reverse Voltage	VRRM	20	30	40	60	80	100	V
Maximum RMS Voltage	VRMS	14	21	28	42	56	70	V
Maximum DC Blocking Voltage	VDC	20	30	40	60	80	100	V
Maximum Average Forward Rectified Current @TL=100 °C	I(AV)	5.0						A
Peak Forward Surge Current 8.3ms Single Half Sine-Wave Super Imposed On Rated Load (JEDEC Method)	IFSM	100						A
Maximum Forward Voltage at 5.0A DC	VF	0.55			0.65		0.85	V
Maximum DC Reverse Current @Tj=25°C at Rated DC Blocking Voltage @Tj=100°C	IR	1.0						mA
		20						
Typical Junction Capacitance (Note1)	CJ	250						pF
Typical Thermal Resistance (Note2)	RθJL	10						°C/W
Typical Thermal Resistance (Note3)	RθJA	50						°C/W
Operating Temperature Range	TJ	-55 to + 150						°C
Storage Temperature Range	TSTG	-55 to + 175						°C

NOTES:1.Measured at 1.0 MHz and applied reverse voltage of 4.0V DC.

»Typical Performance Characteristics (T_J = 25 °C, unless otherwise noted)

FIG. 1 - FORWARD CURRENT DERATING CURVE

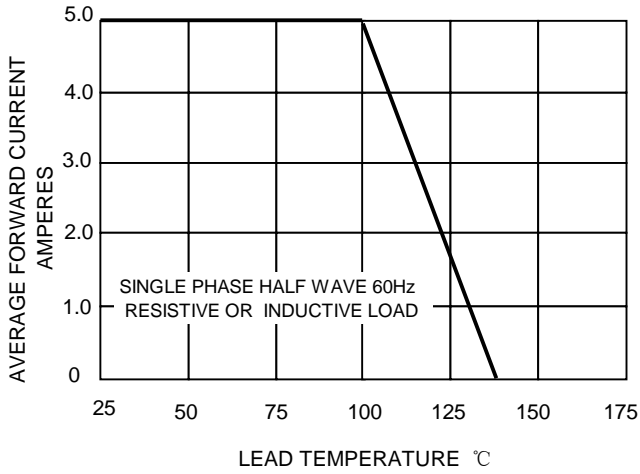


FIG.2 - MAXIMUM NON-REPETITIVE SURGE CURRENT

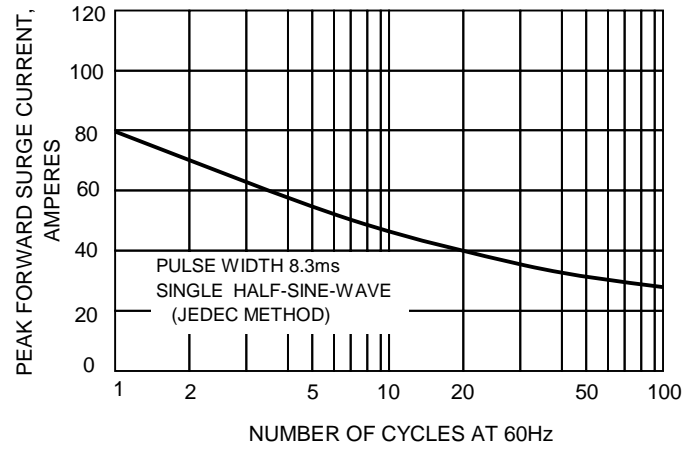


FIG.3-TYPICAL FORWARD CHARACTERISTICS

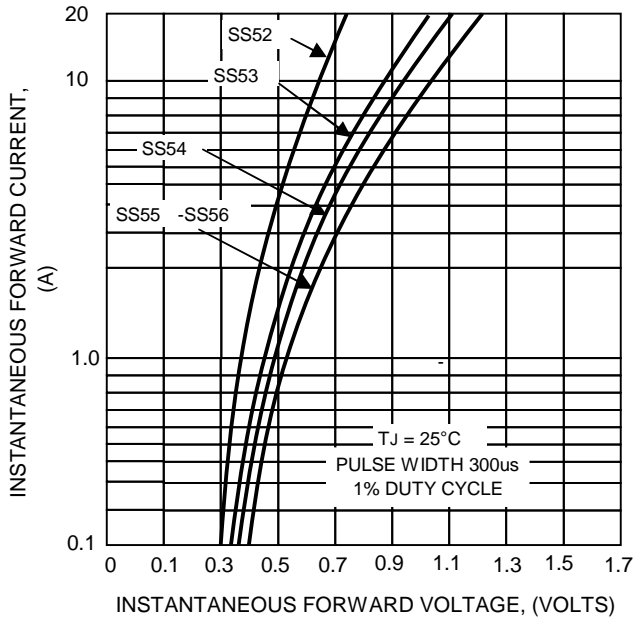


FIG.4-TYPICAL JUNCTION CAPACITANCE

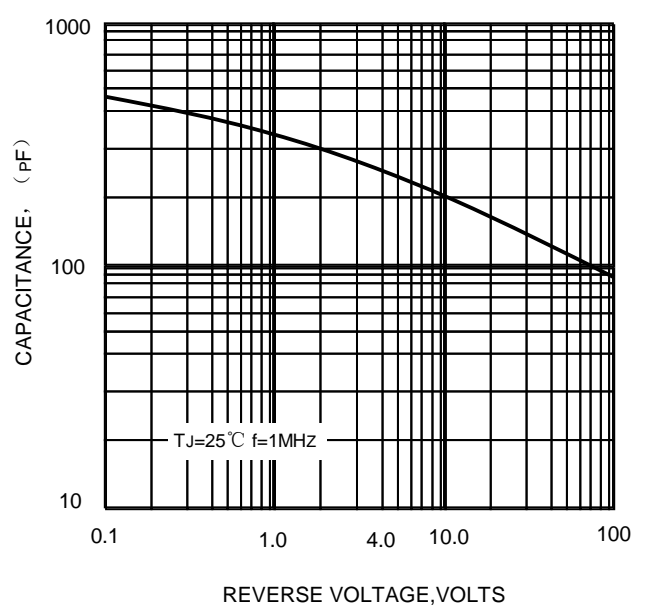
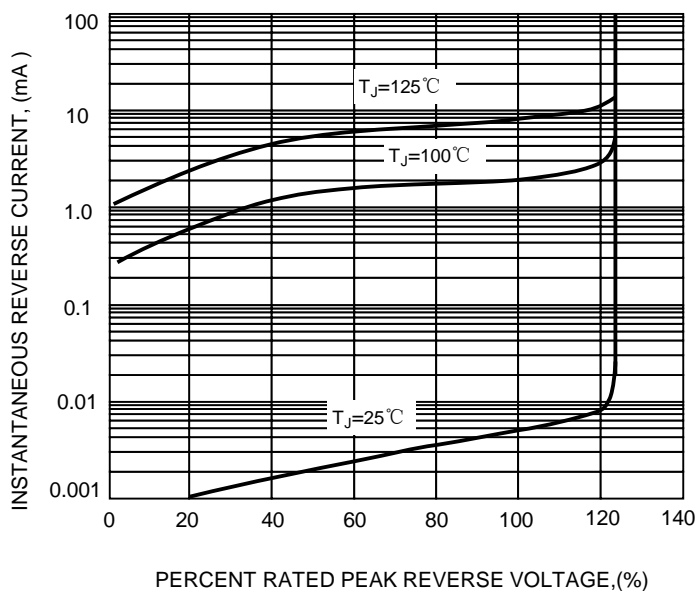
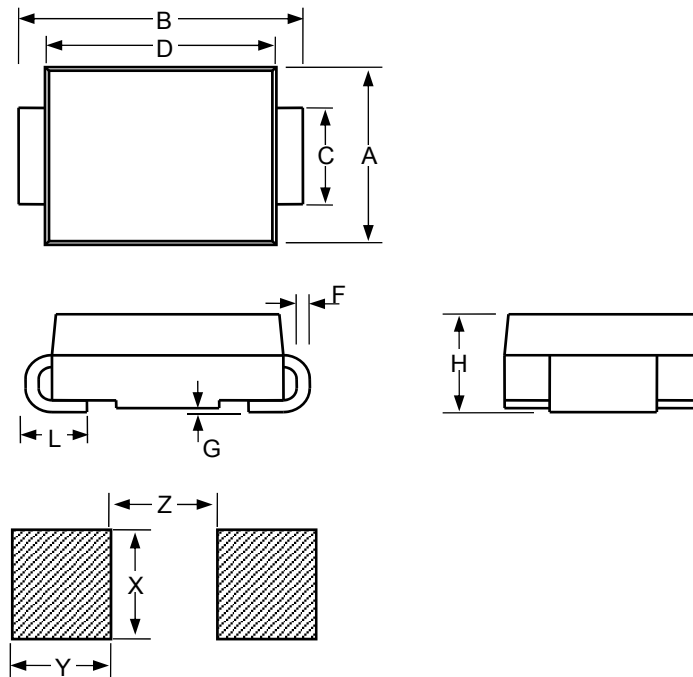


FIG.5-TYPICAL REVERSE CHARACTERISTICS



»Package Information

SMA



SMA						
Dimension	Inches			Millimeters		
	MIN	NOM	MAX	MIN	NOM	MAX
A	0.1		0.11	2.54		2.8
B	0.194		0.223	4.93		5.66
C	0.051		0.067	1.3		1.7
D	0.157		0.177	3.99		4.5
F	0.006		0.012	0.152		0.305
G	-		0.008	-		0.203
H	0.078		0.095	1.98		2.42
L	0.03		0.06	0.76		1.52
X		0.085			2.16	
Y		0.07			1.78	
Z		0.079			2	

»Ordering information

Part Number	SS52	SS53	SS54	SS56	SS58	SS510
Marking	SS52	SS53	SS54	SS56	SS58	SS510
Base qty	5K	5K	5K	5K	5K	5K

X-ON Electronics

Largest Supplier of Electrical and Electronic Components

Click to view similar products for [Schottky Diodes & Rectifiers](#) category:

Click to view products by [Bourne](#) manufacturer:

Other Similar products are found below :

[MA4E2039](#) [MA4E2508M-1112](#) [MBR1545CT](#) [MMBD301M3T5G](#) [RB160M-50TR](#) [D83C](#) [BAS16E6433HTMA1](#) [BAT 54-02LRH E6327](#)
[NRVBAF360T3G](#) [NSR05F40QNXT5G](#) [NTE555](#) [JANS1N6640](#) [SK310-T](#) [SK34B-TP](#) [SS3003CH-TL-E](#) [GA01SHT18](#)
[CRS10I30A\(TE85L,QM](#) [MA4E2501L-1290](#) [MBRA140TRPBF](#) [MBRB30H30CT-1G](#) [BAT 15-04R E6152](#) [JANTX1N5712-1](#) [DMJ3940-000](#)
[SB007-03C-TB-E](#) [SK33B-TP](#) [NRVBB20100CTT4G](#) [NRVBM120LT1G](#) [NTSB30U100CT-1G](#) [VS-6CWQ10FNHM3](#) [CRG04\(T5L,TEMQ\)](#)
[ACDBA1100LR-HF](#) [ACDBA1200-HF](#) [ACDBA240-HF](#) [ACDBA3100-HF](#) [CDBQC0530L-HF](#) [CDBQC0240LR-HF](#) [ACDBA260LR-HF](#)
[ACDBA1100-HF](#) [MA4E2502L-1246](#) [10BQ015-M3/5BT](#) [NRVBM120ET1G](#) [CRS08TE85LQM](#) [PMAD1108-LF](#) [B120Q-13-F](#) [1N5819T-G](#)
[B0530WSQ-7-F](#) [PDS1040Q-13](#) [B160BQ-13-F](#) [SDM05U20CSP-7](#) [B140S1F-7](#)