


### »Features

- 800Watts peak pulse power ( $t_p = 8/20\mu s$ )
- Protects two line pairs
- Low clamping voltage
- Low leakage current
- Low capacitance ( $C_j=3.0\text{ pF}$ )
- Protects Up To Two Bidirectional I/O Lines
- IEC 61000-4-2  $\pm 30\text{kV}$  contact  $\pm 30\text{kV}$  air
- IEC 61000-4-4 (EFT) 40A (5/50ns)
- IEC 61000-4-5 (Lightning) 40A (8/20 $\mu s$ )



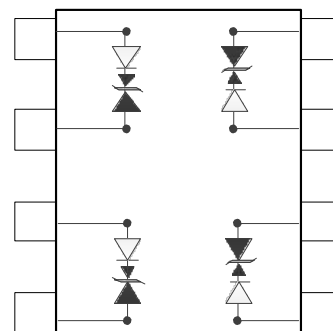
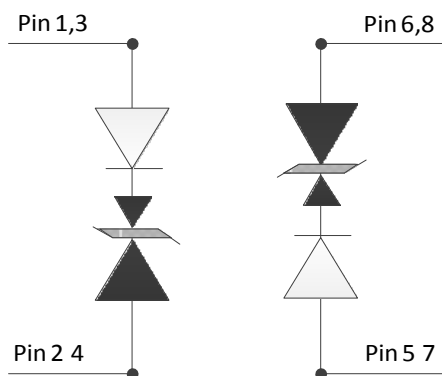
### »Applications

- 100/1000 Ethernet
- Integrated magnetics/RJ-45 connectors
- LAN/WAN Equipment
- Security Cameras
- Industrial Controls
- Peripherals
- Notebooks & Desktop Computers

### »Mechanical Data

- SO8 package
- Molding compound flammability rating: UL 94V-0
- Packaging: Tape and Reel
- RoHS/WEEE Compliant

### »Schematic & PIN Configuration



»Absolute Maximum Rating

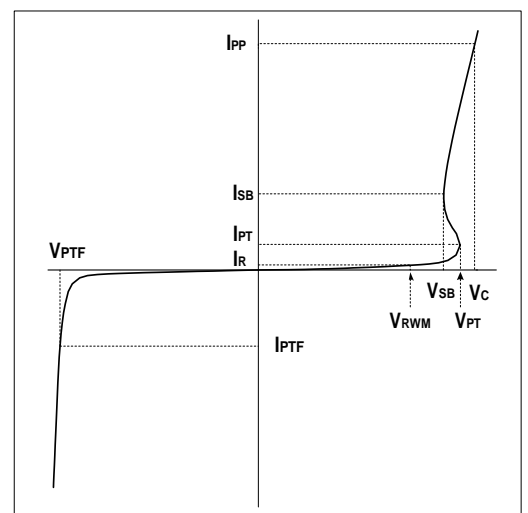
Rating	Symbol	Value	Units
Peak Pulse Power ( $t_p = 8/20\mu s$ )	$P_{PP}$	800	Watts
Peak Pulse Current ( $t_p = 8/20\mu s$ )(note1)	$I_{pp}$	40	A
ESD per IEC 61000-4-2 (Air) ESD per IEC 61000-4-2 (Contact)	$V_{ESD}$	30 30	kV
Lead Soldering Temperature	$T_L$	260(10seconds)	°C
Junction Temperature	$T_J$	-55 to + 125	°C
Storage Temperature	$T_{stg}$	-55 to + 125	°C

»Electrical Characteristics

Parameter	Symbol	Conditions	Min	Typical	Max	Units
Reverse Stand-Off Voltage	$V_{RWM}$				2.8	V
Reverse Breakdown Voltage	$V_{BR}$	$I_T=1mA$	3.0			V
Snap-Back Voltage	$V_{SB}$	$I_{SB}=50mA$	2.8			V
Reverse Leakage Current	$I_R$	$V_{RWM}=2.8V, T=25^\circ C$		50	500	nA
Clamping Voltage	$V_C$	$I_{PP}=40A, t_p=8/20\mu s$		20		V
Junction Capacitance	$C_j$	$V_R = 0V, f = 1MHz$ Each line		3.0		pF

»Electrical Parameters (TA = 25°C unless otherwise noted)

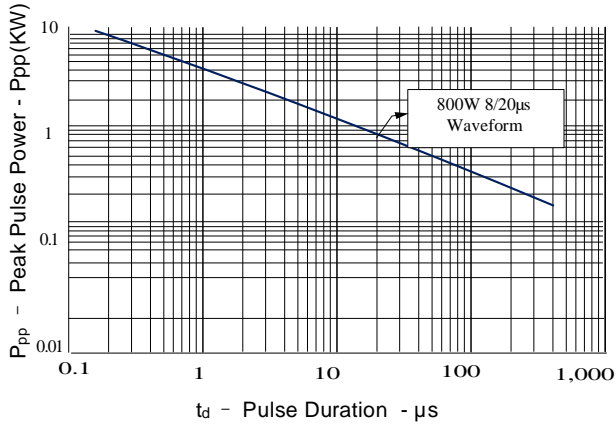
Symbol	Parameter
$I_{PP}$	Maximum Reverse Peak Pulse Current
$V_C$	Clamping Voltage @ $I_{PP}$
$V_{RWM}$	Working Peak Reverse Voltage
$I_R$	Maximum Reverse Leakage Current @ $V_{RWM}$
$V_{PT}$	Punch-through Breakdown Voltage @ $I_T$
$V_{SB}$	Snap-Back Voltage @ $I_{SB}$
$I_{SB}$	Snap-Back Current



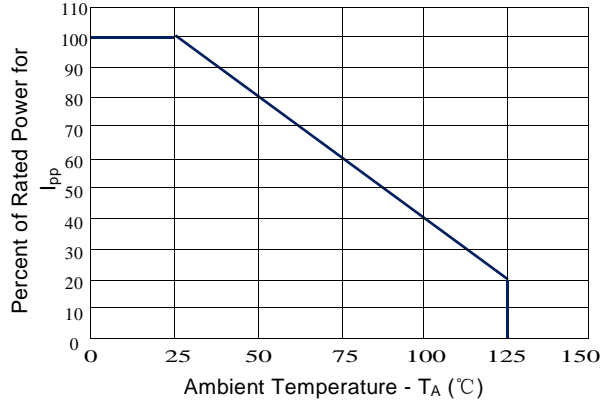
Note: 8/20μs pulse waveform.

»Typical Characteristics

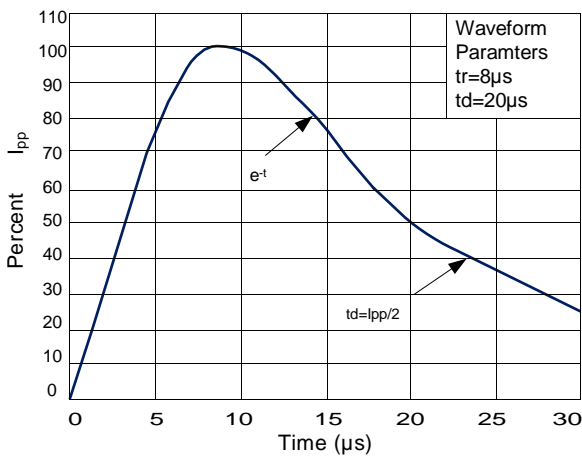
**Figure 1: Peak Pulse Power vs. Pulse Time**



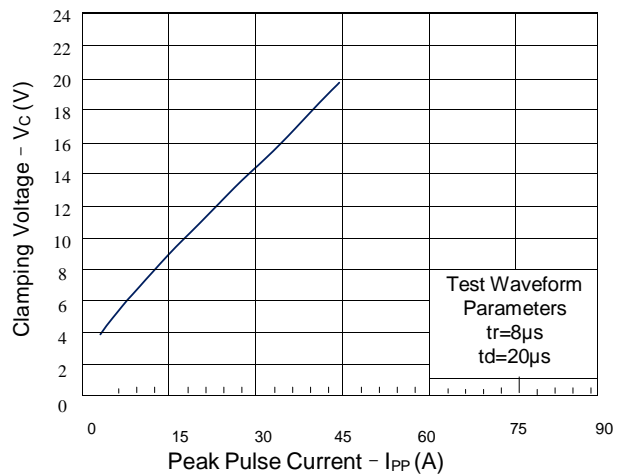
**Figure 2: Power Derating Curve**



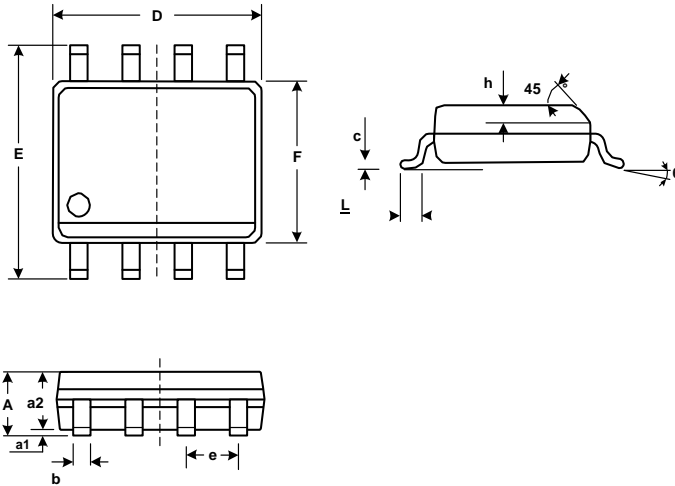
**Figure3: Pulse Waveform**



**Figure 4: Clamping Voltage vs. Peak Pulse Current**

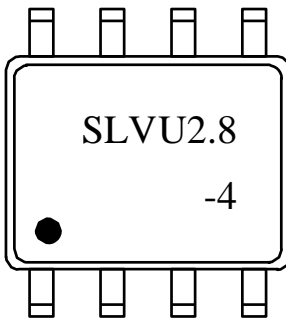


»Outline Drawing – SOP8



DIMENSIONS				
SYMBOL	INCHES		MILIMETER	
	MIN	MAX	MIN	MAX
A	0.053	0.069	1.35	1.75
a1	0.004	0.010	0.10	0.25
a2	0.049	0.065	1.25	1.65
D	0.189	0.197	4.80	5.00
F	0.150	0.157	3.80	4.00
E	0.236BSC		6.00BSC	
b	0.012	0.020	0.31	0.51
e	0.050BSC		1.27BSC	
h	0.010	0.020	0.25	0.50
c	0.007	0.010	0.17	0.25
L	0.016	0.041	0.40	1.04
θ	0°	8°	0°	8°

»Marking



»Ordering information

Order code	Package	Base qty	Delivery mode
UCLAMP2804L-N	SOP8	2500	Tape and reel

## X-ON Electronics

Largest Supplier of Electrical and Electronic Components

*Click to view similar products for [ESD Suppressors / TVS Diodes](#) category:*

*Click to view products by [Bourne](#) manufacturer:*

Other Similar products are found below :

[60KS200C](#) [D18V0L1B2LP-7B](#) [D5V0F4U5P5-7](#) [NTE4902](#) [P4KE27CA](#) [P6KE11CA](#) [P6KE8.2A](#) [SA60CA](#) [SA64CA](#) [SMBJ12CATR](#)  
[SMBJ33CATR](#) [SMBJ6.5A](#) [SMBJ8.0A](#) [ESD101-B1-02ELS E6327](#) [ESD112-B1-02EL E6327](#) [ESD7451N2T5G](#) [19180-510](#) [CPDT-5V0USP-](#)  
[HF](#) [3.0SMCJ33CA-F](#) [3.0SMCJ36A-F](#) [HSPC16701B02TP](#) [JANTX1N6126A](#) [D3V3Q1B2DLP3-7](#) [D55V0M1B2WS-7](#) [SCM1293A-04SO](#)  
[ESD200-B1-CSP0201 E6327](#) [SM12-7](#) [CEN955 W/DATA](#) [VESD12A1A-HD1-GS08](#) [CPDQC5V0-HF](#) [D1213A-01LP4-7B](#) [ESD101-B1-02EL](#)  
[E6327](#) [AOZ8808DI-03](#) [5KP15A](#) [5KP48A](#) [5KP90A](#) [ESD3V3D7-TP](#) [15KPA36A-LF](#) [P4KE56CA](#) [P4KE68A](#) [P4KE91CATR](#) [P6KE120A](#)  
[P6KE13CA](#) [P6KE43CA](#) [P6KE6.8CA](#) [P6KE8.2](#) [P6SMBJ20CA](#) [JANTX1N6072A](#) [SR2835ESKG](#) [SA90CA](#)