

## Features

- SMD Single-Turn / Cermet / Industrial Open Frame
- Cross slot rotor designs suitable for automatic adjustment equipment
- Supplied in 12 mm embossed tape, compatible with automatic pick-and-place assembly equipment
- Recommended for reflow solder processing only
- RoHS compliant\* - see [processing information](#) on lead free surface mount trimmers
- For trimmer applications/processing guidelines, [click here](#)

# 3364 - 4 mm Square Timpot® Trimming Potentiometer

### Electrical Characteristics

Standard Resistance Range .....100 ohms to 1 megohm  
 (see standard resistance table)  
 Resistance Tolerance ..... ±25 % std.  
 End Resistance  
 <1K..... 20 ohms max.  
 >1K..... 2 %  
 Contact Resistance Variation  
 (Voltage Divider) ..... 5 % max.  
 Resolution ..... Infinite  
 Adjustment Angle ..... 260 ° ± 20 °

### Environmental Characteristics

Power Rating (50 volts max.)  
 70 °C ..... 0.2 watt  
 Temperature Range ... -40 °C to +100 °C  
 Temperature Coefficient ... ±250 ppm/°C  
 Humidity ..... 500 hours (5 % ΔTR)  
 Load Life..... 500 hours  
 0.2 watt @ 70 °C (5 % ΔTR)  
 Rotational Life ..... 20 cycles (15% ΔTR)

### Physical Characteristics

Torque..... 20 to 200 g-cm  
 Mechanical Angle ..... Continuous  
 Marking..... Resistance code,  
 manufacturer's full part number  
 and date code on packaging  
 Terminals ..... Solder coated  
 Standard Packaging... 1000 pcs./7 " reel  
 Adjustment Tool..... H-90

Aqueous cleaning not recommended.  
 Reflow solder processing recommended

### How To Order

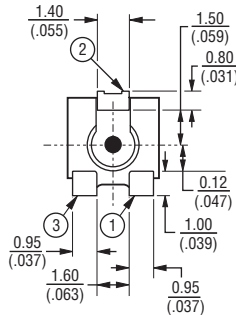
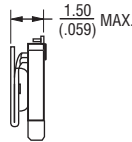
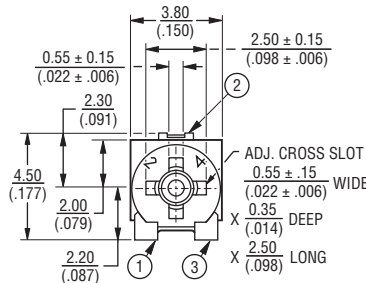
**3364 X - 1 - 103 E**

Model \_\_\_\_\_  
 Style \_\_\_\_\_  
 Orientation of parts in tape:  
 Styles W,A  
 Terminals toward sprocket holes  
 Styles X,B  
 Terminals away from sprocket holes  
 Standard Product \_\_\_\_\_  
 Resistance Code \_\_\_\_\_  
 Embossed Tape Designator \_\_\_\_\_  
 E = 1000 pcs./7 " reel (-1 standard)

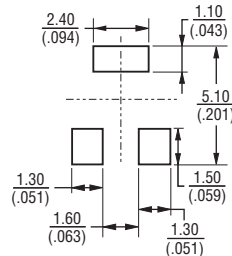
Consult factory for other available options.

### Product Dimensions

Common Dimensions  
 3364W, X  
 3-Terminal



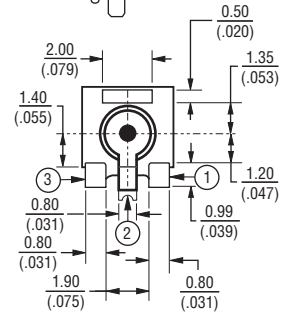
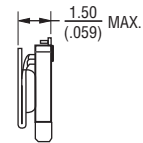
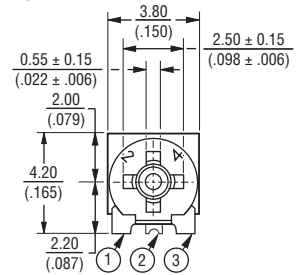
#### SUGGESTED PWB LAYOUT



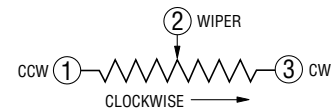
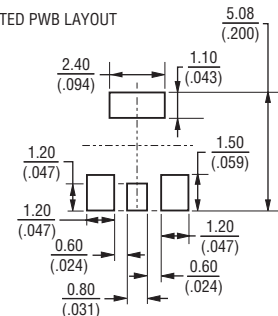
DIMENSIONS:  $\frac{\text{MM}}{\text{(INCHES)}}$

TOLERANCES: ±  $\frac{0.25}{(.010)}$  EXCEPT WHERE NOTED

3364A, B  
 3-Terminal



#### SUGGESTED PWB LAYOUT



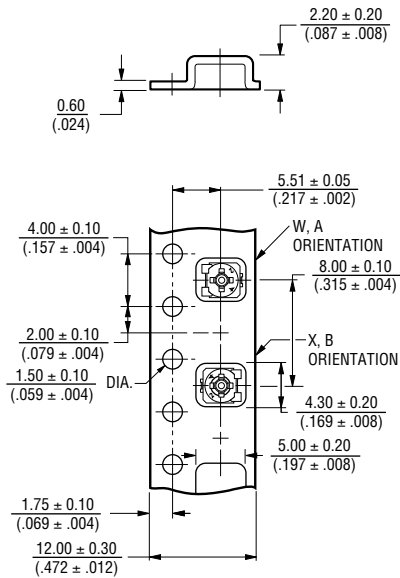
\*RoHS Directive 2002/95/EC Jan. 27, 2003 including annex and RoHS Recast 2011/65/EU June 8, 2011. Specifications are subject to change without notice.

The device characteristics and parameters in this data sheet can and do vary in different applications and actual device performance may vary over time. Users should verify actual device performance in their specific applications.

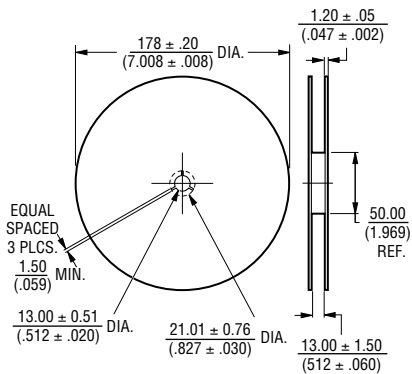
# 3364 - 4 mm Square Trimpot® Trimming Potentiometer

**BOURNS®**

## Packaging Specifications



TAPE



REEL

Conforms with EIA specification RS-481.

DIMENSIONS:  $\frac{\text{MM}}{\text{(INCHES)}}$

## Standard Resistance Table

Resistance (Ohms)	Resistance Code	Part Marking
<b>100</b>	<b>101</b>	<b>12</b>
<b>200</b>	<b>201</b>	<b>22</b>
<b>500</b>	<b>501</b>	<b>52</b>
<b>1,000</b>	<b>102</b>	<b>13</b>
<b>2,000</b>	<b>202</b>	<b>23</b>
<b>5,000</b>	<b>502</b>	<b>53</b>
<b>10,000</b>	<b>103</b>	<b>14</b>
<b>20,000</b>	<b>203</b>	<b>24</b>
<b>50,000</b>	<b>503</b>	<b>54</b>
<b>100,000</b>	<b>104</b>	<b>15</b>
200,000	204	25
500,000	504	55
1,000,000	105	16

Popular distribution resistance values listed in boldface.

REV. 04/14

"Trimpot" is a registered trademark of Bourns, Inc. Specifications are subject to change without notice. Users should verify actual device performance in their specific applications.

The device characteristics and parameters in this data sheet can and do vary in different applications and actual device performance may vary over time. Users should verify actual device performance in their specific applications.

## X-ON Electronics

Largest Supplier of Electrical and Electronic Components

*Click to view similar products for [Trimmer Resistors - SMD category](#):*

*Click to view products by [Bourns manufacturer](#):*

Other Similar products are found below :

[43WR5KLFTR](#) [5712-305-403E17](#) [TS3YJ503MR15](#) [TS4YL203MR10](#) [43WR100KLFTR](#) [G32AT-B101](#) [G32AT-B201](#) [G32AT-B501](#)  
[G32AT-B503](#) [G32BT-B502](#) [G32BT-B503](#) [G43AT-B201](#) [G43AT-B203](#) [G43BT-B101](#) [G43SAT1-B101](#) [G43SAT1-B102](#) [G43SAT1-B201](#)  
[G43SAT1-B202](#) [G43SAT1-B501](#) [G43SAT1-B502](#) [G43SAT1-B503](#) [PVG5A102C03R00](#) [PVG5A203C03R00](#) [35WR5KLFTR](#)  
[35WR10KLFTR](#) [35WR1KLFTR](#) [CA6XVSMD-100KA2525](#) [CA6XVSMD-10KA2525](#) [CA6XVSMD-2K5A2525](#) [1806WSMD-1K](#)  
[1806WSMD-5K](#) [1806PSMD-5K](#) [3214G-1-203E](#) [43WR10LFTR](#) [PVG5A202C03R00](#) [PVG5A502C03R00](#) [3314G-1-103E](#) [PVG3G103C01R00](#)  
[PVG3A205C01R00](#) [PVG3A200C01R00](#) [PVG5H102C03B00](#) [3214W-1-103G](#) [3224W-2-101E](#) [3361S-1-200GLF](#) [3224W-2-201E](#) [3224W-1-](#)  
[502G](#) [3224W-1-105G](#) [3214X-2-502E](#) [3214X-2-103E](#) [3214W-2-201E](#)