

## Features

- Two resistance-matched PTCs in a ceramic housing
- Aids compliance with:
  - ITU-T K.20/21/45
  - Telcordia GR-1089-CORE
  - UL 60950, 3rd Ed.
- Narrow resistance tolerance
- RoHS compliant\*



This series is obsolete. The [CMF-SDP](#) series is a suggested replacement.

## Applications

Used as a secondary overcurrent protection device in:

- Customer Premise Equipment (CPE)
- Central Office (CO)
- Access equipment

# CMF-RD Series - Telecom CPTC Resettable Fuses

## Electrical Characteristics

Model	Induction Voltage Withstand	Rated Voltage	Rated Resistance (RN)		Resistance Matching in Housing	Hold Current	Hold Current	Trip Current	Imax @ 230 VAC	Time to Trip @ Imax / 230 VAC
	VAC		Volts	Ohms	Tolerance	Ohms	Amps @ 25 °C	Amps @ 40 °C	Amps @ 25 °C	Amps
CMF-RD50	600	230	50	±20 %	± 0.5	0.09	0.06	0.19	3.0	< 0.1
CMF-RD50-10	600	230	50	±10 %	± 0.5	0.09	0.06	0.19	3.0	< 0.1

## Test Procedures And Requirements For Model CMF-RD Series

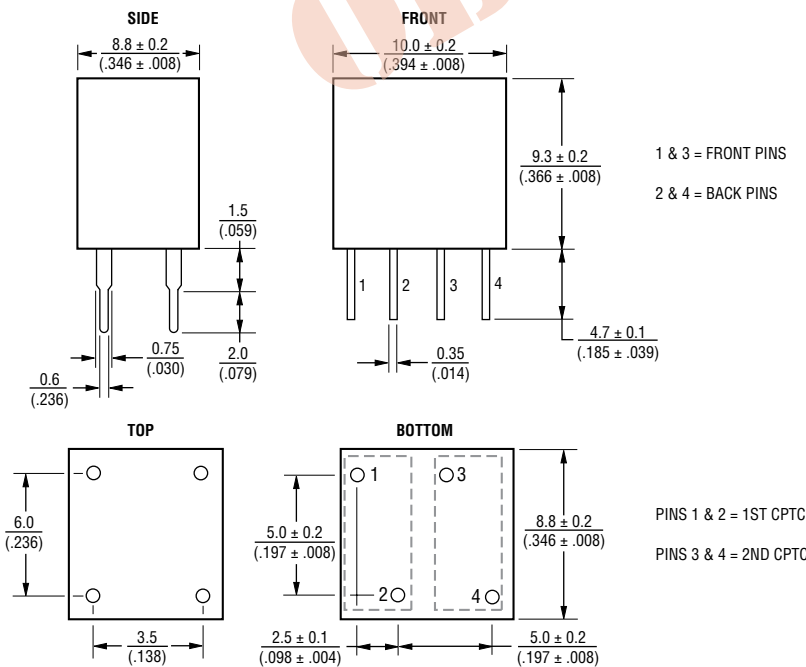
Test	Primary Protection	Test Condition	Requirements*
Mains Power Contact - ITU-T K.20, K.21	None	230 V rms, 10 ohms, 15 Min.	(Ri-Rf) / Ri < ±10 %
Power Induction - ITU-T K.20, K.21	None	600V rms, 600 ohms, 0.2 seconds, 10 cycles, every 1 Min.	(Ri-Rf) / Ri < ±10 %
Power Induction - ITU-T K.20, K.21	GDT	600 V rms, 600 ohms, 1 second, 10 cycles, every 1 Min.	(Ri-Rf) / Ri < ±10 %
Power Induction - ITU-T K.20, K.21	GDT	600 V rms, 200 ohms, 1 second, 10 cycles, every 1 Min.	(Ri-Rf) / Ri < ±10 %
Lightning Surge - ITU-T K.20, K.21		10/700 μs, 25 ohms, 1.0 kV, 10 Tests, every 1 Min.	(Ri-Rf) / Ri < ±10 %
Lightning Surge		10/1000 μs, 40 ohms, 1.0 kV, 30 Tests, every 3 Min.	(Ri-Rf) / Ri < ±10 %
Overtoltage Withstand		300 V, 3 A, 4 Hours, 1 Time	(Ri-Rf) / Ri < ±10 %
Failure Mode		300 V, RL=0, 60 Min.	**

Ri = R initial

Rf = R final

\*\* Circuit disconnected or high resistance is acceptable.

## Product Dimensions



Packaging options: BULK: 96 pcs. per plastic box

DIMENSIONS:  $\frac{\text{MM}}{\text{(INCHES)}}$

CMF-RD SERIES, REV. C, 10/19

\*RoHS Directive 2002/95/EC Jan 27 2003 including Annex.

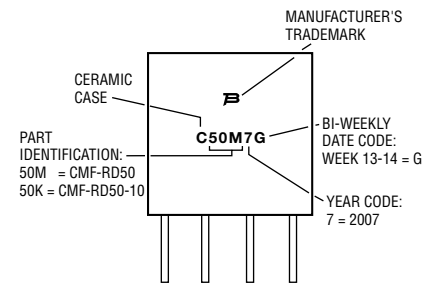
Specifications are subject to change without notice.

Users should verify actual device performance in their specific applications.

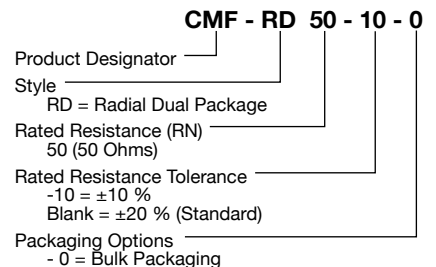
The products described herein and this document are subject to specific legal disclaimers as set forth on the last page of this document, and at [www.bourns.com/docs/legal/disclaimer.pdf](http://www.bourns.com/docs/legal/disclaimer.pdf).

## Typical Part Marking

Represents total content. Layout may vary.



## How to Order



## X-ON Electronics

Largest Supplier of Electrical and Electronic Components

*Click to view similar products for [Resettable Fuses - PPTC category](#):*

*Click to view products by [Bourns manufacturer](#):*

Other Similar products are found below :

[0001.1010.G](#) [RF0077-000](#) [RF3256-000](#) [RF3301-000](#) [RF3382-000](#) [ASMD185-2](#) [SMD125-2](#) [RF2531-000](#) [RF2873-000](#) [RF3060-000](#) [TR600-150Q-B-0.5-0.130](#) [RXE090](#) [5E4795/04-1502](#) [TRF250-080T-B-1.0-0.125](#) [SMD100-2](#) [NIS5452MT1TXG](#) [NIS5431MT1TXG](#) [SMD250-2](#) [0ZCM0001FF2G](#) [0ZCM0003FF2G](#) [0ZCM0004FF2G](#) [BK60-017-DI](#) [BK60-075-DZ](#) [BK60-050-DI](#) [BSMD1210-050-13.2V](#) [SMD1206-200C-16V](#) [SMD1210-500-6V](#) [SMD1210-550-6V](#) [SMD0603-075-6V](#) [SMD0603-100-6V](#) [SMD0603-150-6V](#) [JK-SMD0805-300L](#) [JK-SMD1210-300L](#) [JK-SMD1210-400L](#) [JK-MSMD500L-12V](#) [BSMD0603-050-9V](#) [BSMD0603-050-12V](#) [BSMD0805-035-12V](#) [BSMD1812L-600-12V](#) [FTR1812-014](#) [FTR1206-150](#) [FTR1206-110](#) [FTR1812-260/16](#) [FTR1210-035/30](#) [FTR1812-020](#) [SMD0805-110](#) [BSMD1206-200-16V](#) [FRV055-240F](#) [F95456-000](#) [SMD0603B020TF](#)