



## Features

- Carbon element
- Plain or knurled shaft option
- Metal bushing
- Metal shaft
- Rear solder lugs
- Audio or linear taper options
- Variety of resistance values



- Detent at "no-load" position
- RoHS compliant\*

## PDB241-GNL Series - "No-Load" Guitar Potentiometer

### Electrical Characteristics

Taper.....Audio, linear  
 Standard Resistance.....10K to 1M ohms  
 Standard Resistance Tolerance.....±20 %

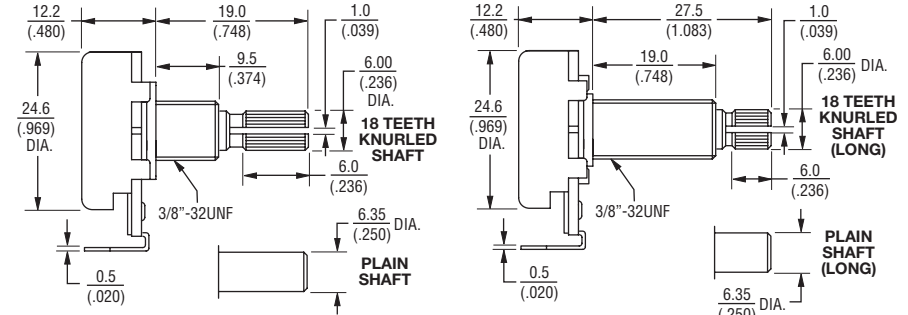
### Environmental Characteristics

Operating Temperature  
 .....-10 °C to +70 °C  
 Power Rating.....0.25 watt  
 Maximum Operating Voltage.....250 V  
 Rotational Noise.....150 mV max.

### Mechanical Characteristics

Mechanical Angle.....300° ±5°  
 Rotational Torque.....10 to 45 g-cm  
 Stop Strength.....8 kg-cm min.  
 Rotational Life.....15,000 cycles min.  
 Detent Position.....300°  
 Detent Torque.....100-300 gf-cm  
 Soldering Condition  
 Manual Soldering  
 .....300 °C within 3 seconds  
 Wave Soldering  
 .....260 °C within 3 seconds  
 Hardware.....Two flat washers  
 and two mounting nuts supplied  
 per potentiometer

### Product Dimensions



TOLERANCES:  
 UNDER 10.0 = ±0.3    10.0 - 100 = ±0.5  
           (.394)    (±.012)    (.394 - 3.937)    (±.020)

DIMENSIONS:     $\frac{\text{MM}}{\text{(INCHES)}}$

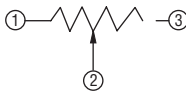
### Derating Curve



### Standard Resistance Table

Resistance (Ohms)	Resistance Code
10,000	103
25,000	253
50,000	503
100,000	104
250,000	254
300,000	304
500,000	504
1,000,000	105

### Circuit



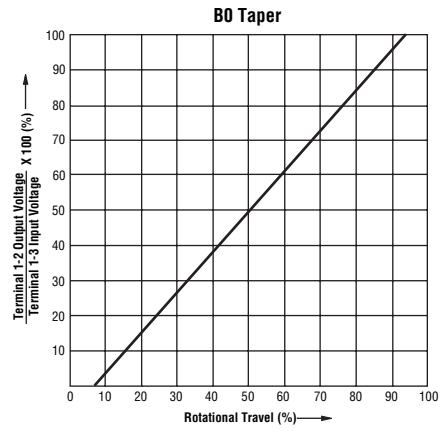
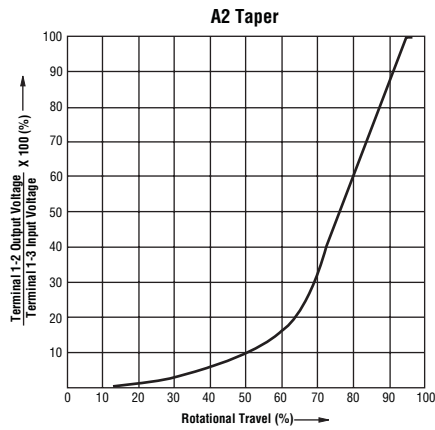
### How To Order

**PDB24 1 - GNL 01 - 504 A2**

Model \_\_\_\_\_  
 Number of Units \_\_\_\_\_  
 1 = Single  
 Guitar Pot Designator \_\_\_\_\_  
 Configuration \_\_\_\_\_  
 01 = Knurled Shaft (18-Tooth) / Solder Lugs  
 02 = Plain Shaft / Solder Lugs  
 03 = Knurled Shaft (18-Tooth, Long) / Solder Lugs  
 04 = Plain Shaft (Long) / Solder Lugs  
 11 = Knurled Shaft (24-Tooth) / Solder Lugs  
 13 = Knurled Shaft (24-Tooth, Long) / Solder Lugs  
 Resistance Code (See Table) \_\_\_\_\_  
 Resistance Taper (See Taper Charts) \_\_\_\_\_

\*RoHS Directive 2002/95/EC Jan. 27, 2003 including annex and RoHS Recast 2011/65/EU June 8, 2011.  
 Specifications are subject to change without notice.  
 Customers should verify actual device performance in their specific applications.

Taper Chart



Inquire for availability of other tapers.

## X-ON Electronics

Largest Supplier of Electrical and Electronic Components

*Click to view similar products for [Potentiometers](#) category:*

*Click to view products by [Bourns](#) manufacturer:*

Other Similar products are found below :

[58C2-2](#) [590SX1N32F103SS](#) [591SXJ48S252SC](#) [591SXP56S252SC](#) [591SXP56S503SC](#) [D31409](#) [70B1G048K502X-A](#) [70B1M032S502W](#)  
[70B1N056S202W](#) [70B8N056F502W](#) [70J8N048S104U](#) [70L1N040P103W](#) [70L1N048P103X](#) [70L1N048S103W](#) [GA2L040S102UC](#)  
[GA2L040S103UC](#) [GS1G044P103UA](#) [GS1N048P103UA](#) [GS1T032S103UA](#) [A43-1500](#) [A43-20K](#) [A47-200K](#) [A4720K](#) [RA20LASD251A](#)  
[132-2-0-202](#) [132-0-0-202](#) [RK14K1220-F25-C0-A103](#) [RK14K1220F25C0C104](#) [RK14K1220-F25-C1-B103](#) [14910FAGJSX10102KA](#)  
[14910FBGLFY00103KA](#) [14910AABHSX10103KA](#) [14910FAGJSX10104KA](#) [152-01031](#) [C0342008 5K](#) [P270-109A](#) [J97589](#) [23M728](#)  
[248BBHS0XB25104MA](#) [RV170F-10-15R1-B500K-0021](#) [RV8NAYSB104A](#) [917523A](#) [A43-40](#) [A43-750](#) [A43S-5](#) [A47-15K](#) [A4750K](#)  
[SPPG048S103U](#) [SPPG056P103U](#) [SWE-10](#)