



Features

- Long life element
- Assortment of resistance tapers
- 100 and 60 mm travel lengths
- Touch sense lever
- Snap-in connector
- Single and dual track configurations



PSL Series Motorized Master Slide Potentiometer

Electrical Characteristics

Standard Resistance Range 10K ohms to 100K ohms
 Standard Resistance Tolerance... ±20 %
 End Resistance 1 ohm max.
 Insulation Resistance @ 500 VDC 100 megohms min.
 Dielectric Withstanding Voltage 1000 VAC
 Standard Taper Linear, Audio
 Power Rating - Linear 0.5 watt
 Power Rating - Audio 0.25 watt
 Slider Noise 60 mV max.
 Touch Sense Track
 Conductive Resistance
 Snap-in Connector 10 ohms max.
 (Mating Connector CH203)

Environmental Characteristics

Operational Life 500,000 cycles
 TR Shift ±15 %
 Operating Temperature Range -10 °C to +70 °C
 Moisture Sensitivity Level 1
 ESD Classification (HBM) N/A

Mechanical Characteristics

Mechanical Travel
 PSL01 100 mm ± 1 mm
 PSL60 60 mm ± 1 mm
 Operating Force 50 gf
 Stop Strength 5 kgf

Motor Drive Characteristics

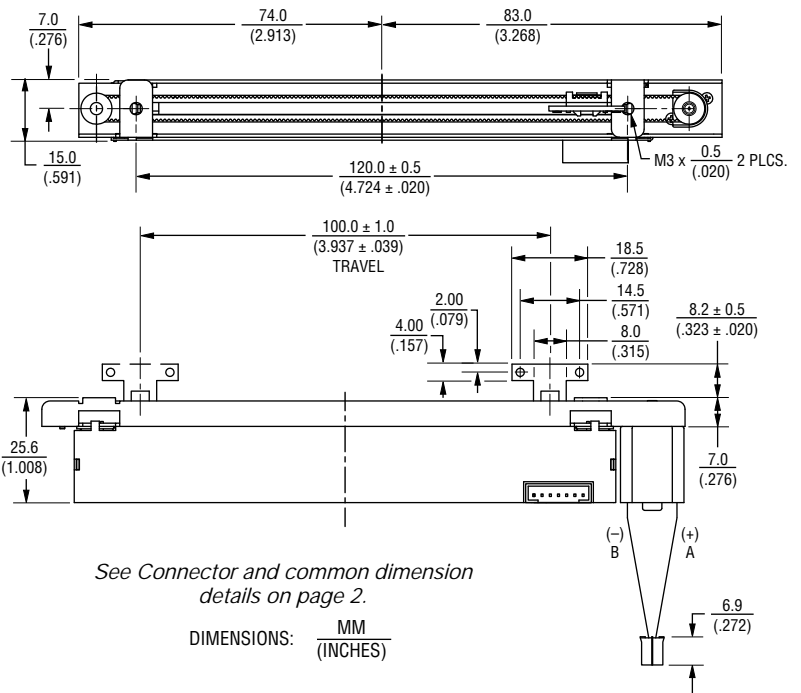
Rated Voltage 5 VDC
 Operating Voltage Supply 3 to 7 VDC
 Maximum Current 600 mA max.
 Lever Speed @ 10 VDC 20 mm/0.1 sec.

Standard Resistance Table

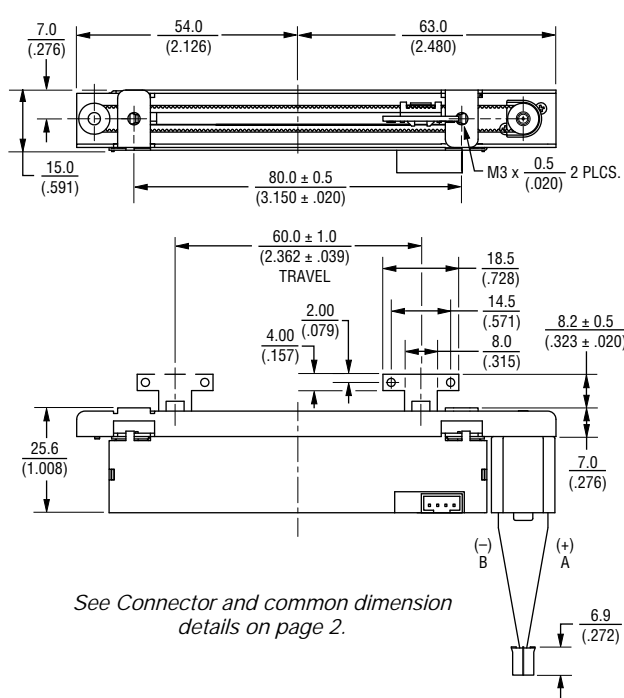
Resistance (Ohms)	Resistance Code
10,000	103
20,000	203
50,000	503
100,000	104

Product Dimensions

PSL01



PSL60



WARNING
Cancer and Reproductive Harm
www.P65Warnings.ca.gov

*RoHS Directive 2015/863, Mar 31, 2015 and Annex.
 Specifications are subject to change without notice.

Users should verify actual device performance in their specific applications.

The products described herein and this document are subject to specific legal disclaimers as set forth on the last page of this document, and at www.bourns.com/docs/legal/disclaimer.pdf.

Applications

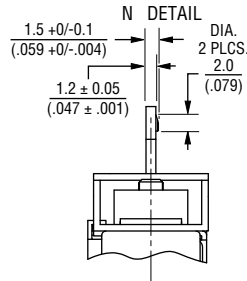
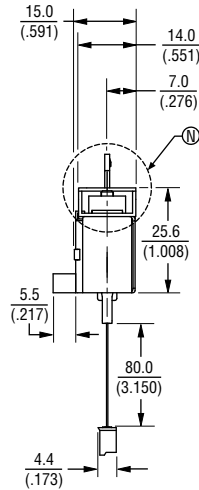
- Audio mixing consoles
- Broadcast mixing consoles
- Light mixing consoles

PSL Series Motorized Master Slide Potentiometer

BOURNS®

Product Dimensions (Continued)

Common Dimensions



See Connector dimension details below.

DIMENSIONS: $\frac{\text{MM}}{\text{(INCHES)}}$

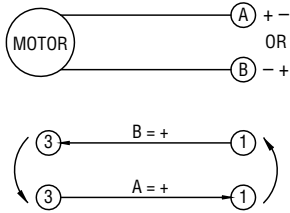
How To Order

PSL 01 - 1 08 2 A - 103 B2

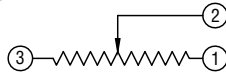
Model Number _____
 Designator _____
 PSL = Motorized Master Slide Pot.
 Length of Travel _____
 01 = 100 mm
 60 = 60 mm
 Configuration _____
 1 = Single Track
 2 = Dual Track
 3 = Line & Servo Track
 Lever Length _____
 08 = 8.2 mm
 Terminal Type _____
 2 = Snap-in Connector
 Lever End Style _____
 A = Metal Lever (Refer to Drawing)
 Resistance Code _____
 (See Standard Resistance Table)
 Resistance Taper (See Taper Charts) _____
 Taper Series followed by Curve Number

Schematics

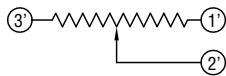
Motor



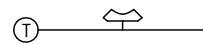
R1 Track



R2 or Servo Track

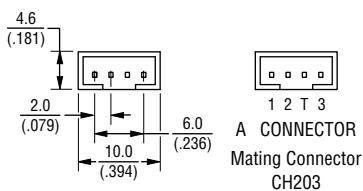


Touch Sense Track

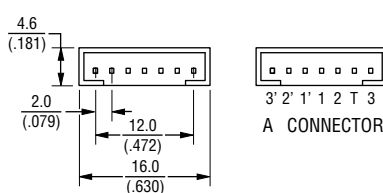


Connector Dimensions

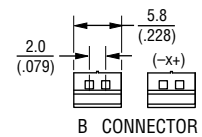
Configuration 1



Configuration 2 & 3



Motor



Specifications are subject to change without notice.

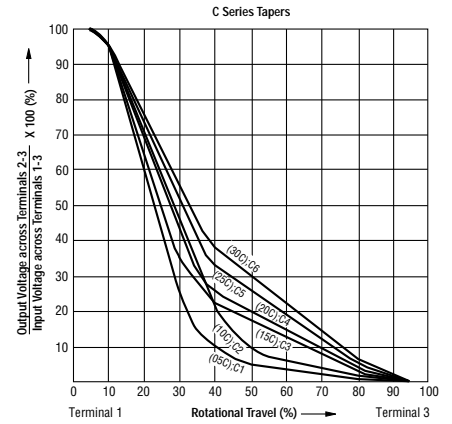
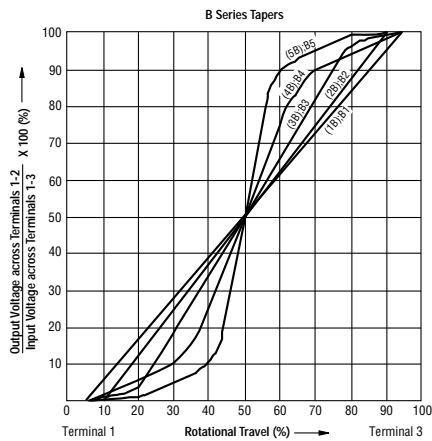
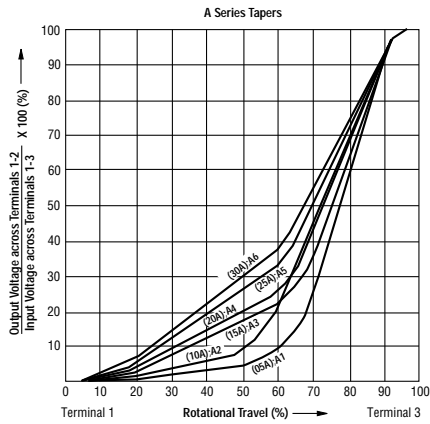
Users should verify actual device performance in their specific applications.

The products described herein and this document are subject to specific legal disclaimers as set forth on the last page of this document, and at www.bourns.com/docs/legal/disclaimer.pdf.

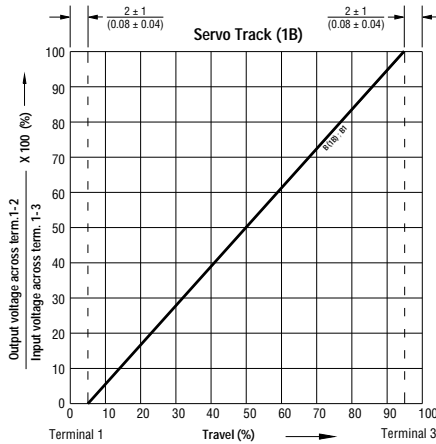
PSL Series Motorized Master Slide Potentiometer

BOURNS®

Tapers



Servo Track Output Chart



BOURNS®

Asia-Pacific: Tel: +886-2 2562-4117 • Email: asiacus@bourns.com

EMEA: Tel: +36 88 885 877 • Email: eurocus@bourns.com

The Americas: Tel: +1-951 781-5500 • Email: americus@bourns.com

www.bourns.com

REV. 10/19

Specifications are subject to change without notice.

Users should verify actual device performance in their specific applications.

The products described herein and this document are subject to specific legal disclaimers as set forth on the last page of this document, and at www.bourns.com/docs/legal/disclaimer.pdf.

Legal Disclaimer Notice

BOURNS®

This legal disclaimer applies to purchasers and users of Bourns® products manufactured by or on behalf of Bourns, Inc. and its affiliates (collectively, “Bourns”).

Unless otherwise expressly indicated in writing, Bourns® products and data sheets relating thereto are subject to change without notice. Users should check for and obtain the latest relevant information and verify that such information is current and complete before placing orders for Bourns® products.

The characteristics and parameters of a Bourns® product set forth in its data sheet are based on laboratory conditions, and statements regarding the suitability of products for certain types of applications are based on Bourns’ knowledge of typical requirements in generic applications. The characteristics and parameters of a Bourns® product in a user application may vary from the data sheet characteristics and parameters due to (i) the combination of the Bourns® product with other components in the user’s application, or (ii) the environment of the user application itself. The characteristics and parameters of a Bourns® product also can and do vary in different applications and actual performance may vary over time. Users should always verify the actual performance of the Bourns® product in their specific devices and applications, and make their own independent judgments regarding the amount of additional test margin to design into their device or application to compensate for differences between laboratory and real world conditions.

Unless Bourns has explicitly designated an individual Bourns® product as meeting the requirements of a particular industry standard (e.g., ISO/TS 16949) or a particular qualification (e.g., UL listed or recognized), Bourns is not responsible for any failure of an individual Bourns® product to meet the requirements of such industry standard or particular qualification. Users of Bourns® products are responsible for ensuring compliance with safety-related requirements and standards applicable to their devices or applications.

Bourns® products are not recommended, authorized or intended for use in nuclear, lifesaving, life-critical or life-sustaining applications, nor in any other applications where failure or malfunction may result in personal injury, death, or severe property or environmental damage. Unless expressly and specifically approved in writing by two authorized Bourns representatives on a case-by-case basis, use of any Bourns® products in such unauthorized applications might not be safe and thus is at the user’s sole risk. Life-critical applications include devices identified by the U.S. Food and Drug Administration as Class III devices and generally equivalent classifications outside of the United States.

Bourns expressly identifies those Bourns® standard products that are suitable for use in automotive applications on such products’ data sheets in the section entitled “Applications.” Unless expressly and specifically approved in writing by two authorized Bourns representatives on a case-by-case basis, use of any other Bourns® standard products in an automotive application might not be safe and thus is not recommended, authorized or intended and is at the user’s sole risk. If Bourns expressly identifies a sub-category of automotive application in the data sheet for its standard products (such as infotainment or lighting), such identification means that Bourns has reviewed its standard product and has determined that if such Bourns® standard product is considered for potential use in automotive applications, it should only be used in such sub-category of automotive applications. Any reference to Bourns® standard product in the data sheet as compliant with the AEC-Q standard or “automotive grade” does not by itself mean that Bourns has approved such product for use in an automotive application.

Bourns® standard products are not tested to comply with United States Federal Aviation Administration standards generally or any other generally equivalent governmental organization standard applicable to products designed or manufactured for use in aircraft or space applications. Bourns expressly identifies Bourns® standard products that are suitable for use in aircraft or space applications on such products’ data sheets in the section entitled “Applications.” Unless expressly and specifically approved in writing by two authorized Bourns representatives on a case-by-case basis, use of any other Bourns® standard product in an aircraft or space application might not be safe and thus is not recommended, authorized or intended and is at the user’s sole risk.

The use and level of testing applicable to Bourns® custom products shall be negotiated on a case-by-case basis by Bourns and the user for which such Bourns® custom products are specially designed. Absent a written agreement between Bourns and the user regarding the use and level of such testing, the above provisions applicable to Bourns® standard products shall also apply to such Bourns® custom products.

Users shall not sell, transfer, export or re-export any Bourns® products or technology for use in activities which involve the design, development, production, use or stockpiling of nuclear, chemical or biological weapons or missiles, nor shall they use Bourns® products or technology in any facility which engages in activities relating to such devices. The foregoing restrictions apply to all uses and applications that violate national or international prohibitions, including embargos or international regulations. Further, Bourns® products and Bourns technology and technical data may not under any circumstance be exported or re-exported to countries subject to international sanctions or embargoes. Bourns® products may not, without prior authorization from Bourns and/or the U.S. Government, be resold, transferred, or re-exported to any party not eligible to receive U.S. commodities, software, and technical data.

To the maximum extent permitted by applicable law, Bourns disclaims (i) any and all liability for special, punitive, consequential, incidental or indirect damages or lost revenues or lost profits, and (ii) any and all implied warranties, including implied warranties of fitness for particular purpose, non-infringement and merchantability.

For your convenience, copies of this Legal Disclaimer Notice with German, Spanish, Japanese, Traditional Chinese and Simplified Chinese bilingual versions are available at:

Web Page: <http://www.bourns.com/legal/disclaimers-terms-and-policies>

PDF: <http://www.bourns.com/docs/Legal/disclaimer.pdf>

X-ON Electronics

Largest Supplier of Electrical and Electronic Components

Click to view similar products for [Slide Potentiometers](#) category:

Click to view products by [Bourns](#) manufacturer:

Other Similar products are found below :

[M22](#) [SS-4928](#) [RSA0K11A901L](#) [RA6020F-10-20D1-B50K](#) [RA4520F-10-20D1-B50K](#) [X22205CAAF](#) [RSA0N11B9A03](#) [448XC2103BDN](#)
[K22208EAAG](#) [PS15-10PC1BR10K](#) [3048L-2-503](#) [MFP 211-N](#) [CDE23N-60-B10K](#) [CDE23N-60-B1K](#) [1825160-1](#) [1825161-2](#) [1825257-1](#)
[1825259-2](#) [1825261-2](#) [X22205AAAL](#) [PS100-2B1AR10K](#) [1825255-5](#) [PTA6044-2015CPB103](#) [PTA6044-2015CPB104](#) [PTA6044-](#)
[2015CPA103](#) [PTA6044-2015CPA104](#) [PS100-1B1BR10K](#) [PTA3044-2015CPB504](#) [RS15H113CA05](#) [PS20-10PC1BR10K](#) [RS08U11AZ001](#)
[RA4520F-10-20D1-B1K](#) [PTL30-15R0-104B2](#) [PTE60-202B-102B2](#) [PTA6044-2015DPB103](#) [RA6020F-10-20D1-B100K](#) [RA6020F-10-15F2-](#)
[B2K](#) [RA4543F-20-15D1-B10K-01](#) [RA3043F-20-10EB1-A100K](#) [RA6043F-20-10EB1-A5K](#) [RA6020F-10-20D1-B250K](#) [RA6020F-10-15F2-](#)
[B5K](#) [RA6020F-10-15F2-B1K](#) [RA00B1MF-10-08T1-JISB10K-016](#) [RA60K1F-10-13D1-B100K-011](#) [RA3043F-20-10EB1-A50K](#) [RA4520F-](#)
[10-20D1-B5K](#) [SX254](#) [CDE23N-60-B5K](#) [CDE91N-60-B100K](#)