



Features

- High impedance value
- Current rating up to 450 mA
- RoHS compliant*



This series is currently available but not recommended for new designs. Recommended alternatives are the Model **SRF2012A** and **SRF2012AA**.

BOURNS®

SRF2012 Series - Common Mode Chip Inductors

Electrical Specifications

Bourns Part No.	Impedance @ 100 MHz		Rated Voltage (DC)	Withstanding Voltage (DC)	Insulation Resistance (MΩ)	DCR Max. (Ω)	IDC Max. (mA)
	(Ω)	Tolerance (%)					
SRF2012-300Y	30	±25	50	125	10	0.20	450
SRF2012-670Y	67	±25	50	125	10	0.25	400
SRF2012-900Y	90	±25	50	125	10	0.35	330
SRF2012-121Y	120	±25	50	125	10	0.30	370
SRF2012-161Y	160	±25	50	125	10	0.40	300
SRF2012-181Y	180	±25	50	125	10	0.35	330
SRF2012-201Y	200	±25	50	125	10	0.35	330
SRF2012-221Y	220	±25	50	125	10	0.35	310
SRF2012-261Y	260	±25	50	125	10	0.40	300
SRF2012-301Y	300	±25	50	125	10	0.40	290
SRF2012-361Y	360	±25	50	125	10	0.45	280
SRF2012-371Y	370	±25	50	125	10	0.45	280
SRF2012-501Y	500	±25	50	125	10	0.55	170
SRF2012-671Y	670	±25	50	125	10	0.60	140
SRF2012-901Y	900	±25	50	125	10	0.60	80

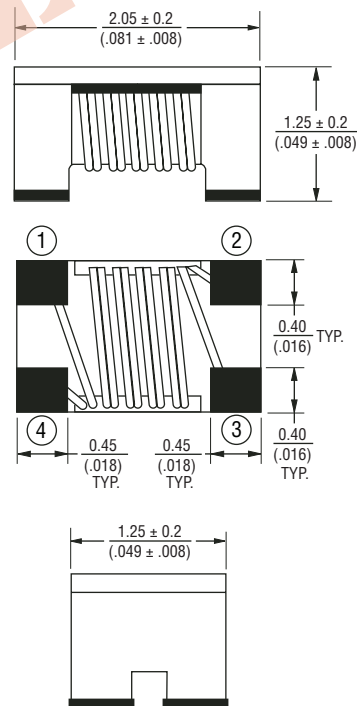
General Specifications

Reflow soldering.....230 °C; 50 sec max.
 Operating Temperature...-55 °C to +125 °C
 (Temperature rise included)
 Storage Temperature...-55 °C to +125 °C
 Resistance to Soldering Heat
260 °C, 10 sec. max.

Materials

Core.....Ferrite
 Wire.....Enameled copper
 Terminal.....Ag/Ni/Sn
 Packaging.....2000 pcs. per reel

Product Dimensions



Impedance vs. Frequency



Z (f)	Common Mode						Normal Mode							
	1 MHz	3 MHz	10 MHz	30 MHz	100 MHz	300 MHz	1 GHz	1 MHz	3 MHz	10 MHz	30 MHz	100 MHz	300 MHz	1 GHz
300	0.64	1.94	5.99	14.34	31.33	53.67	93.89	0.200	0.240	0.470	1.180	3.490	9.850	34.370
670	1.45	4.42	13.62	32.45	70.17	117.65	201.20	0.250	0.290	0.550	1.340	3.830	10.560	34.260
900	1.04	3.09	10.14	28.96	90.46	254.50	491.35	0.280	0.330	0.610	1.520	4.150	11.260	38.760
121	2.64	7.96	23.80	56.67	126.11	218.67	417.23	0.330	0.380	0.670	1.640	4.710	13.030	43.460
161	1.79	5.35	17.50	49.70	153.36	327.38	574.77	0.390	0.440	0.760	1.850	5.290	14.560	53.660
171	3.87	11.68	35.09	82.74	180.25	314.98	587.53	0.400	0.450	0.750	1.800	5.050	13.770	48.810
261	5.33	15.85	46.54	109.83	263.01	479.42	895.05	0.450	0.500	0.850	2.040	5.770	15.820	62.080
371	4.16	12.42	40.38	113.88	369.14	802.72	1135.60	0.510	0.560	0.890	2.070	5.760	15.600	72.730

Recommended Layout



*RoHS Directive 2002/95/EC Jan. 27, 2003 including annex and RoHS Recast 2011/65/EU June 8, 2011. Specifications are subject to change without notice. The device characteristics and parameters in this data sheet can and do vary in different applications and actual device performance may vary over time. Users should verify actual device performance in their specific applications.

DIMENSIONS: $\frac{\text{MM}}{\text{(INCHES)}}$

Applications

- Noise suppression
- Personal computers
- Display panels

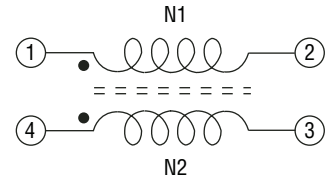
SRF2012 Series - Common Mode Chip Inductors

BOURNS®

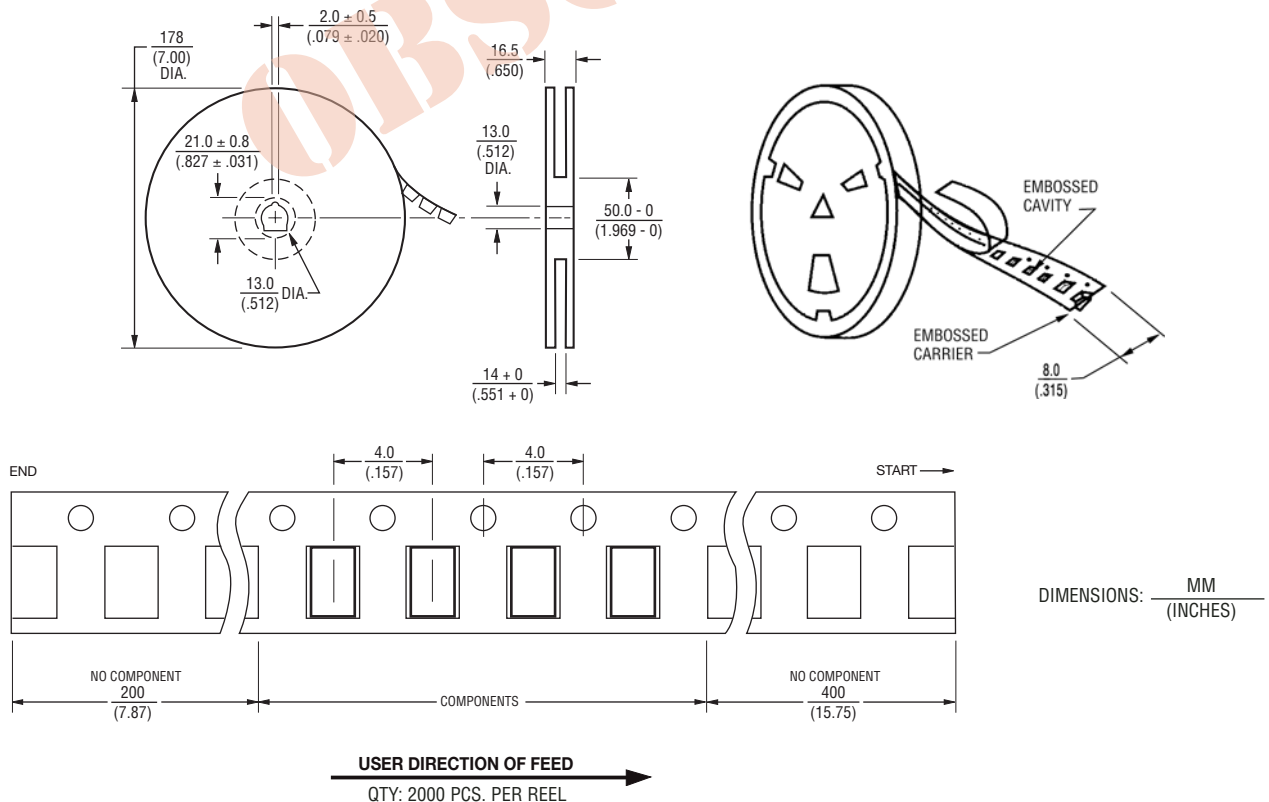
Soldering Profile



Electrical Schematic



Packaging Specifications



REV. 03/16

Specifications are subject to change without notice. The device characteristics and parameters in this data sheet can and do vary in different applications and actual device performance may vary over time. Users should verify actual device performance in their specific applications.

X-ON Electronics

Largest Supplier of Electrical and Electronic Components

Click to view similar products for [Common Mode Chokes / Filters](#) category:

Click to view products by [Bourns](#) manufacturer:

Other Similar products are found below :

[74279408](#) [PE-62911NL](#) [PE-64683](#) [ST6118T-R](#) [T8114NLT](#) [RD5122-10-6M0](#) [TCM0806G-350-2P-T](#) [TCM0806G-650-2P-T](#) [IND-0110](#)
[UAL21V07012500](#) [UAL21VR0802000](#) [UAL24VR06500CH](#) [UALSC023000000](#) [UALSC1020JH000](#) [UALSC1520JH000](#)
[UALSU16VD30030](#) [UALSU16VD40010](#) [UALSU9H0305000](#) [UALSU9HF060300](#) [UALSU9VD070100](#) [36-00037](#) [5701610000](#)
[UALW21HS072450](#) [UALSU9VD070400](#) [UALSU9HF050500](#) [UALSU9H0208000](#) [UALSCF25081300](#) [UAL24VK06450CH](#)
[PLT10HH501100PNB](#) [PLT10HH401100PNB](#) [PLT10HH1026R0PNB](#) [PE-67531](#) [EXC-X4CH120X](#) [TLH10UB 113 0R5](#) [2752041447](#)
[2752045447](#) [CMS3-11-R](#) [7351V](#) [CMF16-153131](#) [744252510](#) [T8116NLT](#) [FE2X10-4-2NL](#) [744253200](#) [744253101](#) [744252220](#) [TX8111NLT](#)
[UAL30VR3500470](#) [CTX01-19077-R](#) [T8003NLT](#) [CTX01-13663](#)