

## 335L/LI/LE Nylon Cable Chain

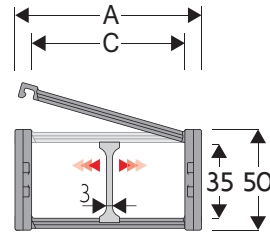
### Inner height (D) 35 mm

Single link construction with central large anti-friction pivot, for high torsion and tensile resistance.

Non-opening version (335L).

Version with opening frames from inner radius (335LI) or from outer radius (335LE).

Vertical separators available.



### Separator

|               |                 |
|---------------|-----------------|
| - Unassembled | Part.no S4353   |
| - Assembled   | Part.no S4353MC |

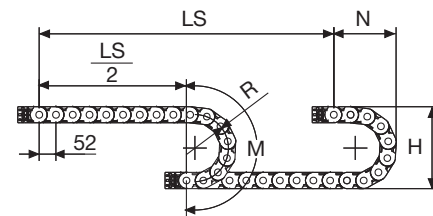
### Technical characteristics when self-supported

|              |                     |
|--------------|---------------------|
| Speed        | 10 m/s              |
| Acceleration | 50 m/s <sup>2</sup> |

For higher requirements please consult our technical dept.

| A     | B  | C   | D  | R                       | Weight/m | Chain                 |
|-------|----|-----|----|-------------------------|----------|-----------------------|
| mm    | mm | mm  | mm | mm                      | kg       | Part Number           |
| 56,5  | 50 | 40  | 35 | 065-075-100-125-150-200 | 1,08     | 335L(LI)(LE)040 □□□ * |
| 66,5  | 50 | 50  | 35 | 065-075-100-125-150-200 | 1,12     | 335L(LI)(LE)050 □□□ * |
| 76,5  | 50 | 60  | 35 | 065-075-100-125-150-200 | 1,16     | 335L(LI)(LE)060 □□□ * |
| 92,5  | 50 | 76  | 35 | 065-075-100-125-150-200 | 1,22     | 335L(LI)(LE)076 □□□ * |
| 119,5 | 50 | 103 | 35 | 065-075-100-125-150-200 | 1,32     | 335L(LI)(LE)103 □□□ * |
| 141,5 | 50 | 125 | 35 | 065-075-100-125-150-200 | 1,40     | 335L(LI)(LE)125 □□□ * |
| 166,5 | 50 | 150 | 35 | 065-075-100-125-150-200 | 1,50     | 335L(LI)(LE)150 □□□ * |

\*Complete the code by inserting the value of the radius (R): Ex. 335L(LI)(LE)040 □ □ □ □

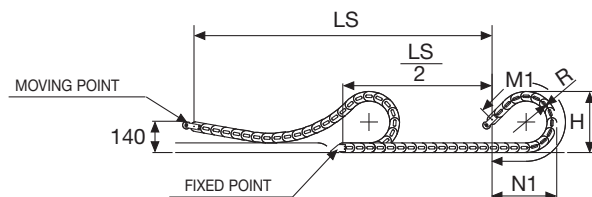


| R   | H   | N   | M   | N1  | M1   |
|-----|-----|-----|-----|-----|------|
| mm  | mm  | mm  | mm  | mm  | mm   |
| 065 | 180 | 169 | 310 | 220 | 465  |
| 075 | 200 | 179 | 340 | 260 | 560  |
| 100 | 250 | 204 | 420 | 350 | 790  |
| 125 | 300 | 229 | 500 | 445 | 1025 |
| 150 | 350 | 254 | 580 | 540 | 1260 |
| 200 | 450 | 304 | 735 | 730 | 1725 |

Length of chain (L)  
Half travel distance ( $\frac{LS}{2}$ )  
plus length of curve (M) or (M1)

$$L = \frac{LS}{2} + M \text{ or } M1$$

For sliding applications, technical data can slightly change according to frequency, added weight and environment.



SLIDING VERSION to be ordered with pivoting end brackets set

### 335L Non-opening



### 335LI Frames opening from inner radius

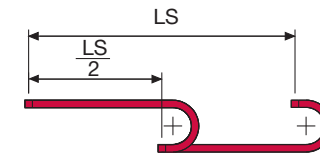
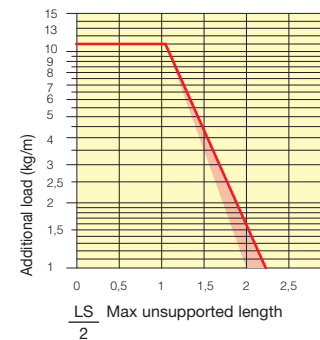


### 335LE Frames opening from outer radius



### Self-Supporting Capacity Diagram

The maximum length of the self-supporting capacity ( $\frac{LS}{2}$ ) in relationship to the weight of the cables and hoses contained per linear metre.



The red marking in the diagram area considers the difference of weight between various widths of chain.

For applications with  $\frac{LS}{2}$  and weights not included in the area of the diagram showing self-supporting capacity, verify the possible use of support rollers (see page 30).

### End Brackets

The end brackets set allows the two ends of the chain to be attached to the equipment. Set complete with tiewrap clamps available on request.

### Nylon Type

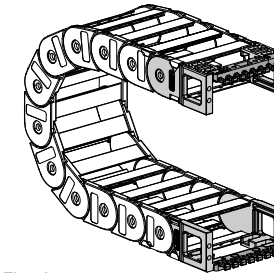
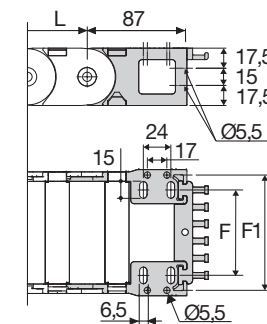


Fig. A The chain can be fixed frontally, inner or outer radius. (Fig A)



| Chain type | F mm | F1 mm |
|------------|------|-------|
| 335L...040 | 25   | 51    |
| 335L...050 | 35   | 61    |
| 335L...060 | 45   | 71    |
| 335L...076 | 61   | 87    |
| 335L...103 | 88   | 114   |
| 335L...125 | 110  | 136   |
| 335L...150 | 135  | 161   |

### Nylon Type Part Numbers

| Complete Set Assembled Chain Type | End Brackets Set |
|-----------------------------------|------------------|
| 335 AN335L□□□*KM□**               |                  |

| Complete Set Unassembled Chain Type | End Brackets Set |
|-------------------------------------|------------------|
| 335 AN335L□□□*K                     |                  |

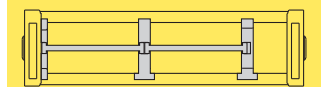
| Tiewrap Clamp | Part Number |
|---------------|-------------|
| 335           | PFN335□□□*  |

\* Inner width (C)

\*\* 1=Pos.1; 2=Pos.2; 3=Pos.3


### Serie Light

## 335L 335LI 335LE Nylon Cable Chain



Separation System To choose the separators, see page 196

### How to open the cover.



Suitable to long travel distance. To choose the guide channel see page 54

For further information please consult Brevetti Stendalto's Technical Office

## X-ON Electronics

Largest Supplier of Electrical and Electronic Components

*Click to view similar products for [Brevetti manufacturer:](#)*

Other Similar products are found below :

[250L035028](#) [250L035060](#) [250L035100](#) [250LE015038](#) [300015040](#) [300015060](#) [300025040](#) [300025060](#) [300035040](#) [300035080](#) [325L040075](#)  
[325LE040060](#) [325LE060050](#) [325LE060060](#) [325LE076150](#) [325LI040050](#) [325LI103050](#) [325PI040075](#) [325PI060075](#) [335LE040100](#)  
[335PS050100](#) [335PS076100](#) [35500025](#) [35500104](#) [435PU040100](#) [435PU050075](#) [435PU050100](#) [A300035K1](#) [A300A050K](#) [A325LK](#)  
[AG300K1](#) [AG305AK1](#) [AN20012K](#) [AN20035K](#) [AN250L015K1](#) [AN250L025K1](#) [AN250L035K1](#) [AN300A015K](#) [AN300A025K](#)  
[AN300A050K](#) [AN300A075K](#) [AN305K](#) [AN325L040K](#) [AN325L060K](#) [AN325P040K](#) [AN325P060K](#) [AN335P050K](#) [AN335P075K](#) [AN400K](#)  
[AN435P050K](#)