

# Serie Light

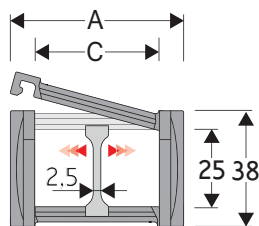
## 325LI/325LE Nylon Cable Chain with opening frames

### Inner height (D) 25 mm

Single link construction with central large anti-friction pivot, for high torsion and tensile resistance.

Frames opening from inner radius (325LI) or from outer radius (325LE).

Vertical separators available. Used with guide channels, this chain is particularly suitable for long distance travel.



### Separator

- Unassembled	Part.no S325L
- Assembled	Part.no S325LMC

### Technical characteristics when self-supported

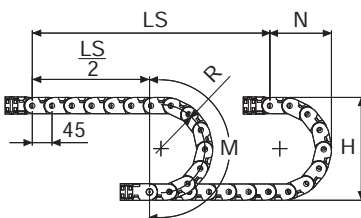
Speed	10 m/s
Acceleration	50 m/s <sup>2</sup>

For higher requirements please consult our technical dept.

A	B	C	D	R	Weight/m	Chain
mm	mm	mm	mm	mm	kg	Part Number
57	38	40	25	050-060-075-100-125-150	0,90	325LI(LE)040 □□□ *
77	38	60	25	050-060-075-100-125-150	0,95	325LI(LE)060 □□□ *
93	38	76	25	050-060-075-100-125-150	1,05	325LI(LE)076 □□□ *
120	38	103	25	050-060-075-100-125-150	1,15	325LI(LE)103 □□□ *

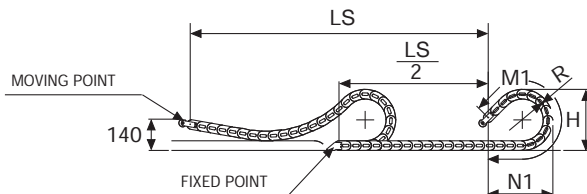
\*Complete the code by inserting the value of the radius (R): Ex. 325LI040 □ □ □ □

3



R	H	N	M	N1	M1
mm	mm	mm	mm	mm	mm
050	138	115	250	145	300
060	158	125	280	155	335
075	188	140	325	185	420
100	238	165	405	275	635
125	288	190	485	360	855
150	338	215	565	445	1075


For sliding applications, technical data can slightly change according to frequency, added weight and environment.



**SLIDING VERSION**  
to be ordered with pivoting end brackets set

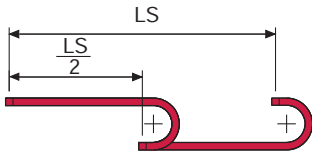
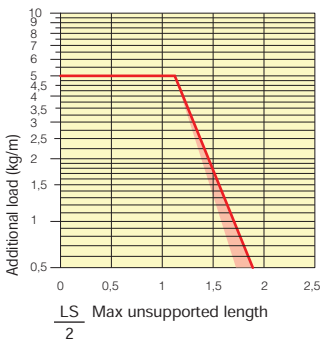
Length of chain (L)  
Half travel distance ( $\frac{LS}{2}$ )  
plus length of curve (M) or (M1)

$$L = \frac{LS}{2} + M \text{ or } M1$$



### Self-Supporting Capacity Diagram

The maximum length of the self-supporting capacity ( $\frac{LS}{2}$ ) in relationship to the weight of the cables and hoses contained per linear metre.



The red marking in the diagram area considers the difference of weight between various widths of chain.

For applications with  $\frac{LS}{2}$  and weights not included in the area of the diagram showing self-supporting capacity, verify the possible use of support rollers (see page 30).

### End Brackets

The end brackets set allows the two ends of the chain to be attached to the equipment. EBs tiewrap clamps and/or centre-distance reducers fully available under request.

#### Nylon Type

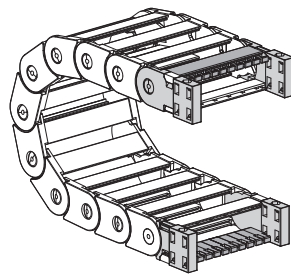


Fig. A Chain fixed outside/inside the radius. (Fig A)

#### Bright Zinc Plated Steel Type\*\*\*

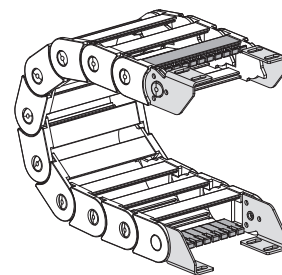
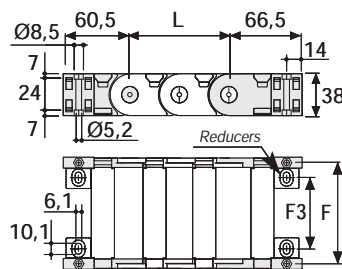


Fig. B Chain fixed outside the radius. (Fig B) See end brackets mounting variations page 31.



Chain type	F mm	F3 mm
325L...040	51	22
325L...060	71	42
325L...076	87	58
325L...103	114	85

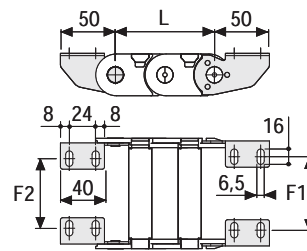
#### Nylon Type Part Numbers

Complete Set Assembled	Chain	End Brackets Set
Type		
325L...	AN325L	□□□*KM

Complete Set Unassembled	Chain	End Brackets Set
Type		
325L...	AN325L	□□□*K

Tiewrap Clamp	Part Number
Assembled	CFC325L □□□ *KM
Unassembled	CFC325L □□□ *K

Centre-distance Reducers Set	Part Number
Unassembled	AQF325K



Chain Type	F2 mm	F1 mm
325L...040	22	25,5
325L...060	42	45,5
325L...076	58	61,5
325L...103	85	88,5

#### Bright Zinc Plated Steel Type Part Numbers

Complete Set Unassembled	Chain	End Brackets Set
Type		
325L...	A325L	K

Tiewrap Clamp	Part Number
Assembled	CFC325L □□□ *KM
Unassembled	CFC325L □□□ *K

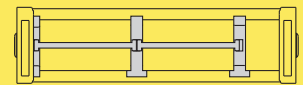
\* Inner width (C)  
\*\*\* Available on request in stainless steel

### Serie Light

## 325LI

## 325LE

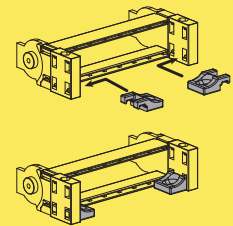
Nylon Cable Chain with opening frames



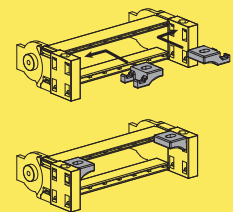
Separation System  
To choose the separators, see page 199

### Nylon end brackets centre-distance reducers

Reducers mounted on the inner radius



Reducers mounted on the outer radius



Suitable to long travel distance.  
To choose the guide channel see page 59

For further information please consult Brevetti Stendalto's Technical Office

## X-ON Electronics

Largest Supplier of Electrical and Electronic Components

*Click to view similar products for [Control Switches](#) category:*

*Click to view products by [Brevetti](#) manufacturer:*

Other Similar products are found below :

[80887-99](#) [80932-99](#) [86855-00](#) [88814-30](#) [1424293-1](#) [HW4S-2TC10](#) [89721-12](#) [89804-08](#) [SSN](#) [RL01801](#) [ASD2L20N-LVO](#) [50051857-17](#)  
[50099156-001-05](#) [51.155R-15200](#) [50058920-26](#) [CP-FA51](#) [CP-FA49](#) [ACCU-SC/L-3000](#) [PP9M](#) [PP87G](#) [PP86GA](#) [PP71G](#) [PP70G](#) [PP6G](#)  
[PP62G](#) [PP58BL](#) [PP56G](#) [PP86GB](#) [PP77GA](#) [PP76G](#) [PP4M](#) [PP47G](#) [PP46G](#) [PP41M](#) [PP40G](#) [PP32G](#) [RD-20](#) [PP23M](#) [PP12G](#) [PORTAPRO](#)  
[POM-2708](#) [PNB-2005](#) [3057.0012](#) [CV-075](#) [CV-140SB](#) [CV-150](#) [CV-150S](#) [214X20XK](#) [CV-180](#) [CV-200MB](#)