

Serie Light

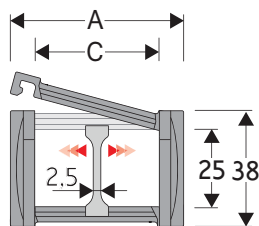
325LI/325LE Nylon Cable Chain with opening frames

Inner height (D) 25 mm

Single link construction with central large anti-friction pivot, for high torsion and tensile resistance.

Frames opening from inner radius (325LI) or from outer radius (325LE).

Vertical separators available. Used with guide channels, this chain is particularly suitable for long distance travel.



Separator

| | |
|---------------|-----------------|
| - Unassembled | Part.no S325L |
| - Assembled | Part.no S325LMC |

Technical characteristics when self-supported

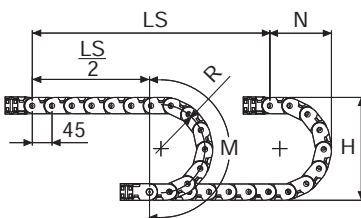
| | |
|--------------|---------------------|
| Speed | 10 m/s |
| Acceleration | 50 m/s ² |

For higher requirements please consult our technical dept.

| A | B | C | D | R | Weight/m | Chain |
|-----|----|-----|----|-------------------------|----------|--------------------|
| mm | mm | mm | mm | mm | kg | Part Number |
| 57 | 38 | 40 | 25 | 050-060-075-100-125-150 | 0,90 | 325LI(LE)040 □□□ * |
| 77 | 38 | 60 | 25 | 050-060-075-100-125-150 | 0,95 | 325LI(LE)060 □□□ * |
| 93 | 38 | 76 | 25 | 050-060-075-100-125-150 | 1,05 | 325LI(LE)076 □□□ * |
| 120 | 38 | 103 | 25 | 050-060-075-100-125-150 | 1,15 | 325LI(LE)103 □□□ * |

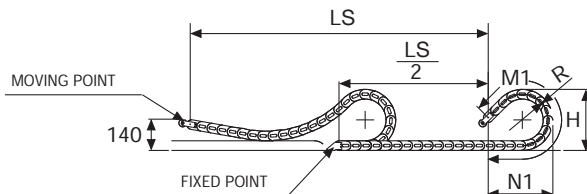
*Complete the code by inserting the value of the radius (R): Ex. 325LI040 □ □ □ □

3



| R | H | N | M | N1 | M1 |
|-----|-----|-----|-----|-----|------|
| mm | mm | mm | mm | mm | mm |
| 050 | 138 | 115 | 250 | 145 | 300 |
| 060 | 158 | 125 | 280 | 155 | 335 |
| 075 | 188 | 140 | 325 | 185 | 420 |
| 100 | 238 | 165 | 405 | 275 | 635 |
| 125 | 288 | 190 | 485 | 360 | 855 |
| 150 | 338 | 215 | 565 | 445 | 1075 |


For sliding applications, technical data can slightly change according to frequency, added weight and environment.



SLIDING VERSION
to be ordered with pivoting end brackets set

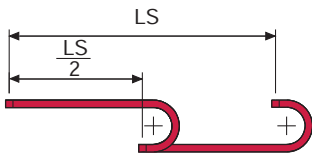
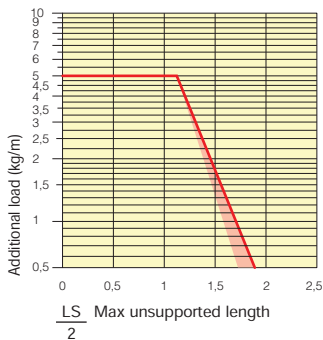
Length of chain (L)
Half travel distance ($\frac{LS}{2}$)
plus length of curve (M) or (M1)

$$L = \frac{LS}{2} + M \text{ or } M1$$



Self-Supporting Capacity Diagram

The maximum length of the self-supporting capacity ($\frac{LS}{2}$) in relationship to the weight of the cables and hoses contained per linear metre.



The red marking in the diagram area considers the difference of weight between various widths of chain.

For applications with $\frac{LS}{2}$ and weights not included in the area of the diagram showing self-supporting capacity, verify the possible use of support rollers (see page 30).

End Brackets

The end brackets set allows the two ends of the chain to be attached to the equipment. EBs tiewrap clamps and/or centre-distance reducers fully available under request.

Nylon Type

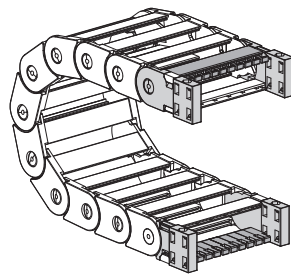


Fig. A Chain fixed outside/inside the radius. (Fig A)

Bright Zinc Plated Steel Type***

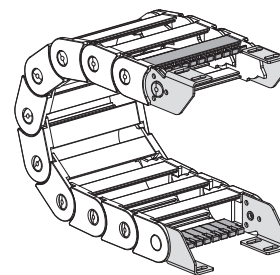
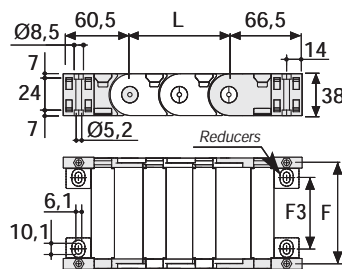


Fig. B Chain fixed outside the radius. (Fig B) See end brackets mounting variations page 31.



| Chain type | F mm | F3 mm |
|------------|------|-------|
| 325L...040 | 51 | 22 |
| 325L...060 | 71 | 42 |
| 325L...076 | 87 | 58 |
| 325L...103 | 114 | 85 |

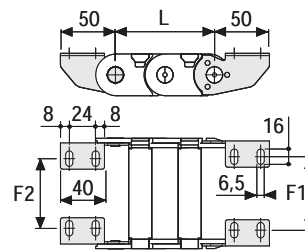
Nylon Type Part Numbers

| Complete Set Assembled | Chain | End Brackets Set |
|------------------------|--------|------------------|
| Type | | |
| 325L... | AN325L | □□□*KM |

| Complete Set Unassembled | Chain | End Brackets Set |
|--------------------------|--------|------------------|
| Type | | |
| 325L... | AN325L | □□□*K |

| Tiewrap Clamp | Part Number |
|---------------|-----------------|
| Assembled | CFC325L □□□ *KM |
| Unassembled | CFC325L □□□ *K |

| Centre-distance Reducers Set | Part Number |
|------------------------------|-------------|
| Unassembled | AQF325K |



| Chain Type | F2 mm | F1 mm |
|------------|-------|-------|
| 325L...040 | 22 | 25,5 |
| 325L...060 | 42 | 45,5 |
| 325L...076 | 58 | 61,5 |
| 325L...103 | 85 | 88,5 |

Bright Zinc Plated Steel Type Part Numbers

| Complete Set Unassembled | Chain | End Brackets Set |
|--------------------------|-------|------------------|
| Type | | |
| 325L... | A325L | K |

| Tiewrap Clamp | Part Number |
|---------------|-----------------|
| Assembled | CFC325L □□□ *KM |
| Unassembled | CFC325L □□□ *K |

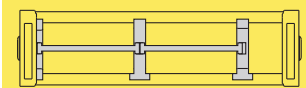
* Inner width (C)
*** Available on request in stainless steel

Serie Light

325LI

325LE

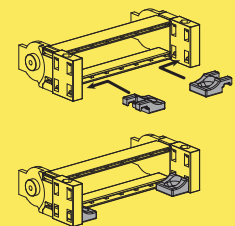
Nylon Cable Chain with opening frames



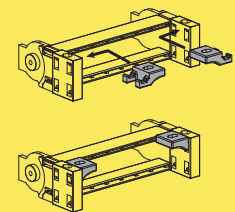
Separation System
To choose the separators, see page 199

Nylon end brackets centre-distance reducers

Reducers mounted on the inner radius



Reducers mounted on the outer radius



Suitable to long travel distance.
To choose the guide channel see page 59

For further information please consult Brevetti Stendalto's Technical Office

X-ON Electronics

Largest Supplier of Electrical and Electronic Components

Click to view similar products for [Control Switches](#) category:

Click to view products by [Brevetti](#) manufacturer:

Other Similar products are found below :

[80887-99](#) [80932-99](#) [86855-00](#) [88814-30](#) [1424293-1](#) [HW4S-2TC10](#) [89721-12](#) [89804-08](#) [SSN](#) [RL01801](#) [ASD2L20N-LVO](#) [50051857-17](#)
[50099156-001-05](#) [51.155R-15200](#) [50058920-26](#) [CP-FA51](#) [CP-FA49](#) [ACCU-SC/L-3000](#) [PP9M](#) [PP87G](#) [PP86GA](#) [PP71G](#) [PP70G](#) [PP6G](#)
[PP62G](#) [PP58BL](#) [PP56G](#) [PP86GB](#) [PP77GA](#) [PP76G](#) [PP4M](#) [PP47G](#) [PP46G](#) [PP41M](#) [PP40G](#) [PP32G](#) [RD-20](#) [PP23M](#) [PP12G](#) [PORTAPRO](#)
[POM-2708](#) [PNB-2005](#) [3057.0012](#) [CV-075](#) [CV-140SB](#) [CV-150](#) [CV-150S](#) [214X20XK](#) [CV-180](#) [CV-200MB](#)