

Transient Voltage Suppressors (TVS) Data Sheet

Features

- Glass passivated junction
- Low incremental surge resistance
- Excellent clamping capability
- 15000W peak pulse power capability at 10/1000 μ s waveform, repetition rate (duty cycle): 0.05%
- Fast response time
- Typical I_R less than 2 μ A above 30V.
- High Temperature soldering guaranteed: 265 $^{\circ}$ C/10 seconds/.375", (9.5mm) lead length, 5lbs (2.3kg) tension
- Plastic package has underwriters laboratory flammability 94V-0
- Meets MSL level 1, per J-STD-020.
- Safety certification: UL: E244458



Mechanical Data

- Case: Moulded plastic over glass passivated junction
- Terminal: Plated Axial leads, solderable per MIL-STD-750, Method 2026
- Polarity: Color band denotes cathode except bi-directional models
- Mounting Position: Any
- Weight: 2.30g

Applications

- I/O interface
- AC/DC power supply
- Low frequency signal transmission line (RS232, RS485, etc.)

Maximum Ratings and Characteristics

Ratings at 25 $^{\circ}$ C ambient temperature unless otherwise specified.

Rating	Symbol	Value	Units
Peak pulse power dissipation at 10/1000 μ s waveform (Note1, Fig.1)	P_{PPM}	Minimum 15000	Watts
Peak pulse current of at 10/1000 μ s waveform (Note 1, Fig.3)	I_{PPM}	See Table	Amps
Steady state power dissipation at $T_L=75^{\circ}$ C (Fig.5)	$P_{M(AV)}$	8.0	Watts
Peak forward surge current, 8.3ms single half sine-wave superimposed on rated load, (JEDEC Method) (Note2, Fig.6)	I_{FSM}	400	Amps
Operating junction and Storage Temperature Range.	T_J, T_{STG}	-55 to +150	$^{\circ}$ C
Typical thermal resistance junction to lead	$R_{\theta JL}$	8	$^{\circ}$ C/W
Typical thermal resistance junction to ambient	$R_{\theta JA}$	40	$^{\circ}$ C/W

Notes: 1. Non-repetitive current pulse, per Fig.3 and derated above $T_A=25^{\circ}$ C per Fig.2.

2. 8.3ms single half sine-wave, or equivalent square wave, duty cycle=4 pulses per minutes maximum.

Dimensions (P600)

	Symbol	Millimeters		Inches	
		Min.	Max.	Min.	Max.
	L	25.40	-	1.000	-
	T	8.60	9.10	0.340	0.360
	d	8.60	9.10	0.340	0.360
s	1.19	1.32	0.047	0.052	

Electrical Characteristics (T_A=25°C)

Part Number		Reverse Stand-Off Voltage	Breakdown Voltage @I _T	Test Current	Maximum Clamping Voltage @I _{PP}	Peak Pulse Current	Reverse Leakage @V _{RWM}
Unidirectional	Bidirectional	V _{RWM} (V)	V _{BR} (V)	I _T (mA)	V _C (V)	I _{PP} (A)	I _R (μA)
15KPA17A	15KPA17CA	17.0	18.99~21.22	50	29.3	515.4	5000
15KPA18A	15KPA18CA	18.0	20.11~22.65	50	30.9	488.7	5000
15KPA20A	15KPA20CA	20.0	22.34~24.96	20	34.3	440.2	1500
15KPA22A	15KPA22CA	22.0	24.57~27.46	10	37.1	407.0	500
15KPA24A	15KPA24CA	24.0	26.81~29.95	5	40.7	371.0	150
15KPA26A	15KPA26CA	26.0	29.04~32.45	5	44.0	343.2	50
15KPA28A	15KPA28CA	28.0	31.28~34.95	5	47.5	317.9	25
15KPA30A	15KPA30CA	30.0	33.51~37.44	5	50.7	297.8	15
15KPA33A	15KPA33CA	33.0	36.90~41.19	5	54.7	276.1	2
15KPA36A	15KPA36CA	36.0	40.20~44.93	5	59.8	252.5	2
15KPA40A	15KPA40CA	40.0	44.70~49.92	5	65.8	229.5	2
15KPA43A	15KPA43CA	43.0	48.00~53.67	5	69.8	216.3	2
15KPA45A	15KPA45CA	45.0	50.30~56.16	5	72.8	207.4	2
15KPA48A	15KPA48CA	48.0	53.60~59.91	5	77.7	194.3	2
15KPA51A	15KPA51CA	51.0	57.00~63.65	5	82.9	182.1	2
15KPA54A	15KPA54CA	54.0	60.30~67.39	5	87.7	172.2	2
15KPA58A	15KPA58CA	58.0	64.80~72.39	5	93.8	161.0	2

Electrical Characteristics ($T_A=25^\circ\text{C}$)

Part Number		Reverse Stand-Off Voltage	Breakdown Voltage @ I_T	Test Current	Maximum Clamping Voltage @ I_{PP}	Peak Pulse Current	Reverse Leakage @ V_{RWM}
Unidirectional	Bidirectional	$V_{RWM}(V)$	$V_{BR}(V)$	$I_T(mA)$	$V_C(V)$	$I_{PP}(A)$	$I_R(\mu A)$
15KPA60A	15KPA60CA	60.0	67.00~74.88	5	97.4	155.0	2
15KPA64A	15KPA64CA	64.0	71.50~79.87	5	104.2	144.9	2
15KPA70A	15KPA70CA	70.0	78.20~87.36	5	113.6	132.9	2
15KPA75A	15KPA75CA	75.0	83.80~93.60	5	122.0	123.8	2
15KPA78A	15KPA78CA	78.0	87.10~97.35	5	126.1	119.7	2
15KPA85A	15KPA85CA	85.0	94.90~106.08	5	137.6	109.7	2
15KPA90A	15KPA90CA	90.0	100.50~112.32	5	145.6	103.7	2
15KPA100A	15KPA100CA	100.0	111.70~124.80	5	161.3	93.6	2
15KPA110A	15KPA110CA	110.0	122.90~137.28	5	178.6	84.5	2
15KPA120A	15KPA120CA	120.0	134.00~149.76	5	192.3	78.5	2
15KPA130A	15KPA130CA	130.0	145.20~162.25	5	208.3	72.5	2
15KPA150A	15KPA150CA	150.0	167.60~187.21	5	241.9	62.4	2
15KPA160A	15KPA160CA	160.0	178.70~199.69	5	258.6	58.4	2
15KPA170A	15KPA170CA	170.0	189.90~212.17	5	272.7	55.4	2
15KPA180A	15KPA180CA	180.0	201.10~224.65	5	288.5	52.3	2
15KPA200A	15KPA200CA	200.0	223.40~249.61	5	319.1	47.3	2
15KPA220A	15KPA220CA	220.0	245.70~274.57	5	352.5	42.8	2
15KPA240A	15KPA240CA	240.0	268.10~299.53	5	384.6	39.3	2
15KPA260A	15KPA260CA	260.0	290.40~324.49	5	416.7	36.2	2
15KPA280A	15KPA280CA	280.0	312.80~349.45	5	454.5	33.2	2

Notes: For bidirectional type having V_{RWM} of 30V and less, the I_R limit is double.

Ratings and Characteristic Curves ($T_A=25^\circ\text{C}$ unless otherwise noted)

Figure 1. Peak Pulse Power Rating Curve



Figure 2. Pulse Derating Curve

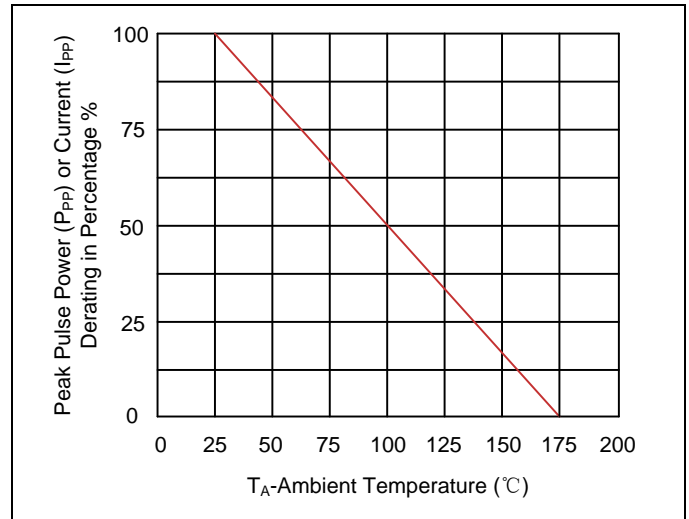


Figure 3. Pulse Waveform

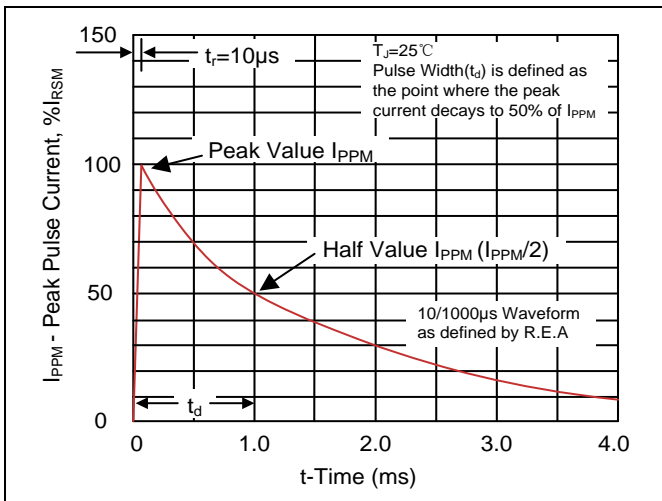


Figure 4. Typical Junction Capacitance

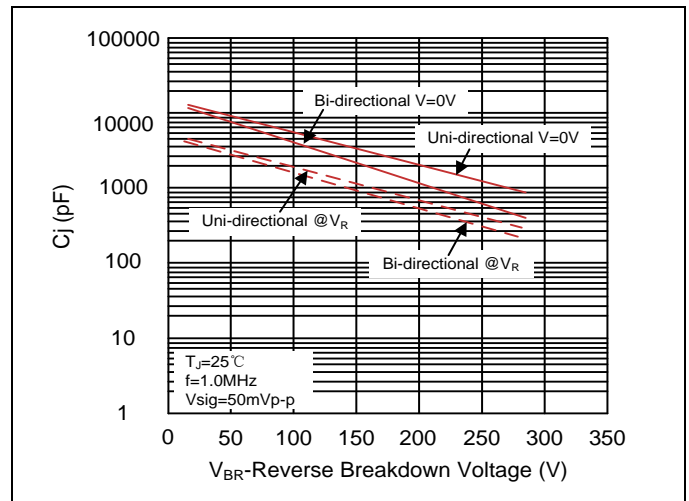
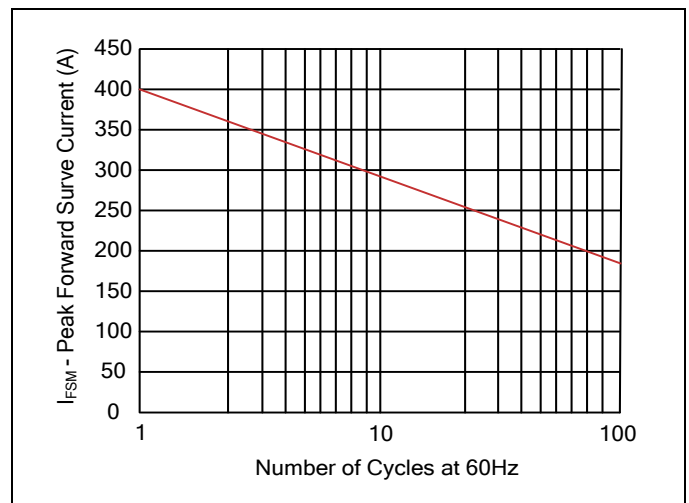


Figure 5. Steady State Power Dissipation Derating Curve

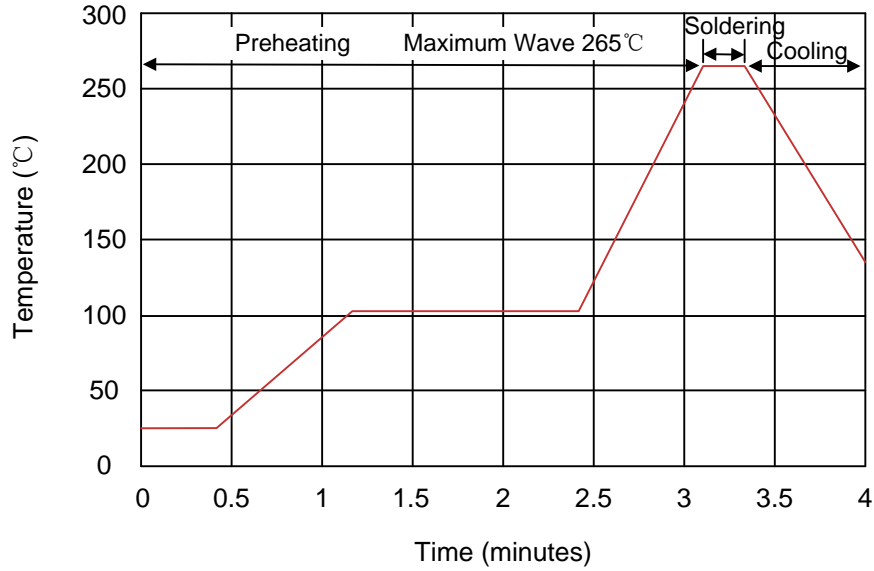


Figure 6. Maximum Non-Repetitive Forward Surge Current Uni-Directional Only



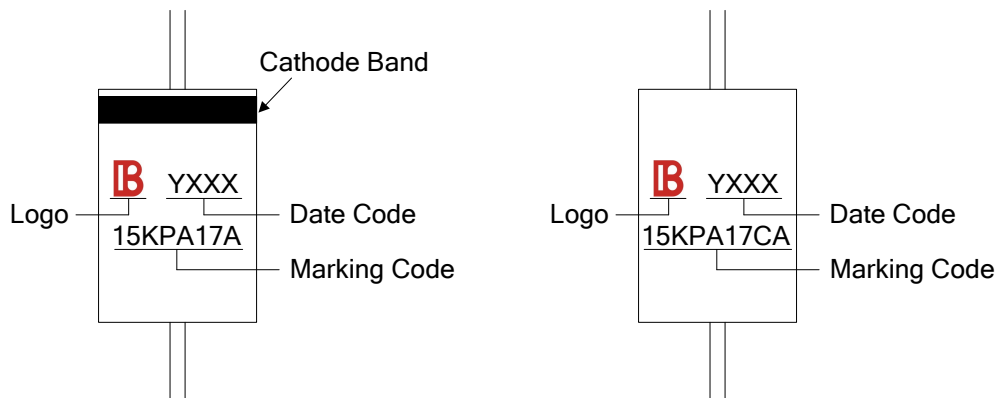
Recommended Soldering Conditions

Wave Soldering



Item	Conditions
Peak Temperature	265°C
Dipping Time	10 seconds
Soldering	1 time

Marking Code



Part Number Code



Ordering Code for Different Package

Box package: Add suffix “/B” at the end of the part number, such as 15KPA60A/B

Reel package: Add suffix “/TR13” at the end of the part number, such as 15KPA120CA/TR13

Packaging

	Symbol	Dimension (mm)	
Tape	A	10.0±0.5	
	B	53.0±1.0	
	Z	1.2Max.	
	T	6.0±0.4	
	E	0.8Max.	
	L1-L2	1.0Max.	
	Box	L	250.0±5.0
		W	75.0±5.0
		H	114.0±5.0
	Quantity: 300PCS		
Reel	D	330.0±3.0	
	D0	16.4±2.0	
	D1	86.0±2.0	
	W1	76.0±3.0	
	Quantity: 800PCS		

X-ON Electronics

Largest Supplier of Electrical and Electronic Components

Click to view similar products for [ESD Suppressors / TVS Diodes](#) category:

Click to view products by [Brightking](#) manufacturer:

Other Similar products are found below :

[NTE4902](#) [P4SMAJ15A](#) [P4SMAJ26A](#) [SMAJ400CA-TP](#) [TGL34-47CA](#) [ESDAULC45-1BF4](#) [SM1605E3/TR13](#) [SMF20A-TP](#) [P4SMAJ12A](#)
[CPDUR24V-HF](#) [CPDQC5V0USP-HF](#) [CPDQC5V0-HF](#) [MPLAD30KP280A](#) [MPLAD30KP45CAE3](#) [MMBZ27VCLQ-7-F](#) [MMAD1108/TR13](#)
[MPLAD30KP24A](#) [MPLAD30KP30CAE3](#) [ACPDQC5V0R-HF](#) [DFLT170A-7](#) [NTE4900](#) [NTE4926](#) [NTE4938](#) [JANTX1N6144A](#)
[JANTX1N6057A](#) [SMF22A-TP](#) [SMF12A-TP](#) [SLVU2.8-TP](#) [SMLJ6.5CA-TP](#) [SMAJ6.5CA-TP](#) [MMAD1108E3/TR13](#) [JANTX1N6160A](#)
[D5V0M1U2LP3-7](#) [SMAJ400A-TP](#) [AOZ8811DT-03](#) [AOZ8831DI-05](#) [AOZ8831DT-03](#) [SMAJ188CA](#) [3SMC33CA BK](#) [CPDQC3V3C-HF](#)
[CPDQC12VE-HF](#) [GRPADATAJANTX1N6041A](#) [MPLAD30KP170CA](#) [82357120100](#) [5.0SMLJ15CA-TP](#) [5KP18A-TP](#) [P6KE8.2A-TP](#)
[MPLAD30KP43CAE3](#) [SMAJ43A-TP](#) [D26V0H1U2LP16-7](#)