

Gas Discharge Tube (GDT) Data Sheet

Features

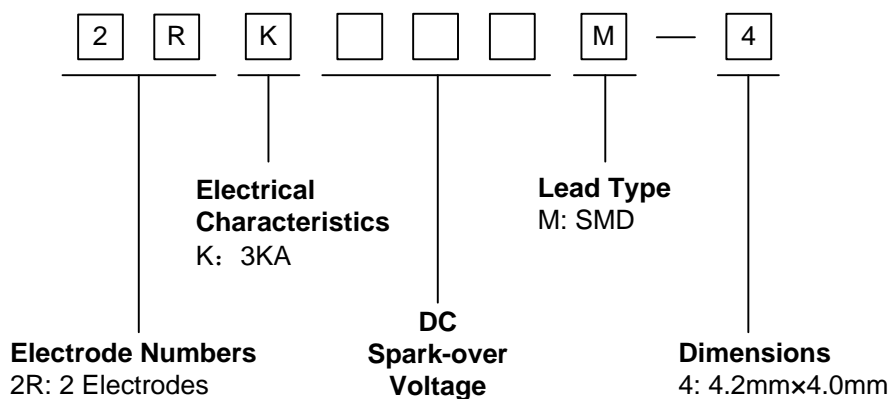
- Provide ultra-fast response to surge voltage from slow-rising surge of 100V/s to rapid-rising surge of 1KV/μs
- Stable breakdown voltage
- High insulation resistance
- Low capacitance (≤1pF)
- High holdover voltage
- Large absorbing transient current capability
- Micro-Gap Design
- Size: 4.2mm*4.0mm
- Storage and operating temperature: -40°C ~ +85°C
- Meets MSL level 1, per J-STD-020
- Safety certification: E244458 & E327997



Applications

- Repeaters, Modems
- Telephone Interface, Line cards
- Data communication equipment
- Line test equipment

Part Number Code



Marking

090 : Device Marking Code
YXXX : Date Code

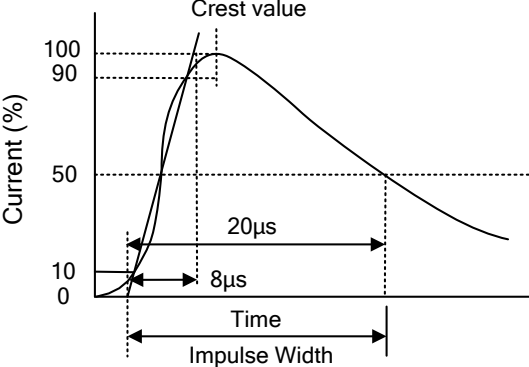
Dimensions

	Dimension (mm)		
	Symbol		
		Spec.	Tolerance
	D	4.2	±0.5
	T	4.0	±0.4
B	0.4	±0.1	
d	3.9	±0.1	

Electrical Characteristics

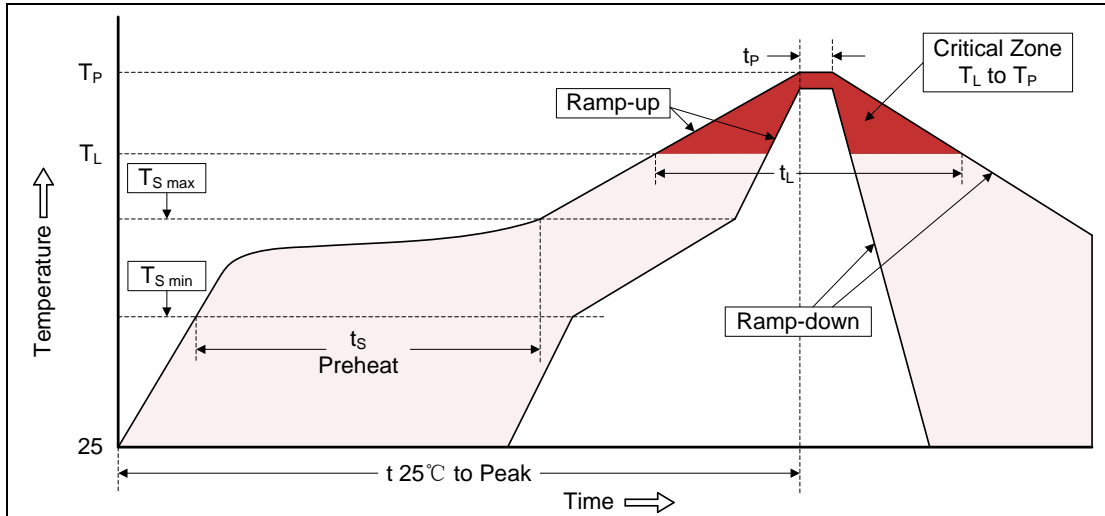
Part Number	DC Spark-over Voltage	Maximum Impulse Spark-over Voltage	Nominal Impulse Discharge Current	Alternating Discharge Current	Impulse Life	Minimum Insulation Resistance		Maximum Capacitance	Device Marking Code
	100V/s	1000V/μs	8/20μs 10times	50Hz, 1sec	10/1000μs 100A	Test Voltage	(GΩ)	1MHz	
	(V)	(V)	(KA)	(A)	(times)	DC(V)		(pF)	
2RK075M-4	75±20%	800	3	3	300	25	1	1.0	075
2RK090M-4	90±20%	800	3	3	300	50	1	1.0	090
2RK145M-4	145±20%	800	3	3	300	100	1	1.0	145
2RK230M-4	230±20%	700	3	3	300	100	1	1.0	230
2RK250M-4	250±20%	700	3	3	300	100	1	1.0	250
2RK300M-4	300±20%	800	3	3	300	100	1	1.0	300
2RK350M-4	350±20%	850	3	3	300	100	1	1.0	350
2RK400M-4	400±20%	900	3	3	300	100	1	1.0	400
2RK470M-4	470±20%	1000	3	3	300	250	1	1.0	470
2RK600M-4	600±20%	1200	3	3	300	250	1	1.0	600
2RK800M-4	800±20%	1400	3	3	300	250	1	1.0	800
2RK1000M-4	1000±20%	1600	3	3	300	500	1	1.0	1000
2RK1200M-4	1200±20%	1900	3	3	300	500	1	1.0	1200

Electrical Ratings

Items	Test Condition/Description	Requirement
DC Spark-over Voltage	The voltage is measured with voltage ramp $dv/dt=100V/s$.	
Maximum Impulse Spark-over Voltage	The maximum impulse spark-over voltage is measured with voltage ramp $dv/dt=1000V/\mu s$.	
Impulse Discharge Current	<p>Maximum 8/20μs surge current that can be applied between two electrodes, 5 positive and 5 negative surges, with 3 minutes interval time, without causing the DC spark-over voltage to change more than 25% from its initial value.</p> 	To meet the specified value
Alternating Discharge Current	<p>Rated RMS value of AC current at 50Hz, 1 sec. for 10 times with interval time 3 min. DC spark-over voltage shall not change more than $\pm 25\%$ from its initial value.</p> <p>$IR > 10^8$ ohms (-20%, +30% for 70-90V).</p>	
Insulation Resistance	The resistance of gas tube shall be measured between two electrodes.	
Capacitance	The capacitance of gas tube shall be measured between two electrodes. Test frequency: 1MHz	

Recommended Soldering Conditions

Reflow Soldering



Profile Feature	Pb-Free Assembly
Average ramp-up rate (T_L to T_P)	3°C/second max.
Preheat	
-Temperature Min ($T_{S\ min}$)	150°C
-Temperature Max ($T_{S\ max}$)	200°C
-Time (min to max) (t_s)	60-180 seconds
$T_{S\ max}$ to T_L	
-Ramp-up Rate	3°C/second max.
Time maintained above:	
-Temperature (T_L)	217°C
-Time (t_L)	60-150 seconds
Peak Temperature (T_P)	260°C
Time within 5°C of actual Peak Temperature (t_p)	20-40 seconds
Ramp-down Rate	6°C/second max.
Time 25°C to Peak Temperature	8 minutes max.

Packaging

Tape	Symbol	Dimension (mm)	
		Spec.	Tolerance
	W	16.00	±0.20
	P0	4.00	±0.10
	P1	12.00	±0.20
	P2	2.00	±0.10
	D0	1.55	±0.05
	E	1.75	±0.10
	F	7.50	±0.10
	A0	4.27	±0.10
	K0	5.20	±0.10
	B0	4.45	±0.10
	t	0.50	±0.10
	D	330.00	±2.00
	d	13.00	±0.50
	L	20.00	±2.00
	t	2.00	±0.20
Quantity: 900pcs			

X-ON Electronics

Largest Supplier of Electrical and Electronic Components

Click to view similar products for [brightking](#) manufacturer:

Other Similar products are found below :

[1.5KE220A](#) [SMDJ33A](#) [SMDJ78A](#) [3RM230L-8](#) [LES08A05L05](#) [SMDJ6.5CA-AT](#) [5.0SMDJ17A](#) [5.0SMDJ33CA](#) [911KD14J](#) [5KP12A](#)
[5KP120A](#) [471KD25](#) [2RM075M-8](#) [112KD14](#) [2RK3000M-8](#) [5.0SMDJ100A](#) [2RH2000M-8](#) [820KD20J](#) [30KPA30A](#) [182KD20](#) [SMDJ43A](#)
[5.0SMDJ12A](#) [SMDJ18CA-AT](#) [BK16-600-SZ](#) [BK12005002-M](#) [1.5KE22A](#) [5.0SMDJ130CA](#) [5KP90CA](#) [1.5SMC24A](#) [15KPA30A](#) [181KD20](#)
[101KD20](#) [470KD20J](#) [5KP40CA](#) [15KPA75CA](#) [4532-471-LF](#) [15KPA30CA](#) [BK22002002-M](#) [SMDJ33CA-AT](#) [5.0SMDJ78CA](#) [3RL150M-5-S](#)
[15KPA24A](#) [SMDJ110CA](#) [SMDJ5.0CA-AT](#) [30KPA45CA](#) [15KPA58CA](#) [15KPA33A](#) [821KD25](#) [P0900SC](#) [P0720SC](#)