

Transient Voltage Suppressors (TVS) Data Sheet

Features

- Glass passivated junction
- Low inductance
- Excellent clamping capability
- 30000W peak pulse power capability at 10/1000μs waveform, repetition rate (duty cycle): 0.05%
- Fast response time
- Typical I_R less than 2μA above 40V.
- High Temperature soldering guaranteed: 265°C/10 seconds/.375", (9.5mm) lead length, 5lbs (2.3kg) tension
- Plastic package has underwriters laboratory flammability 94V-0
- Meets MSL level 1, per J-STD-020
- Safety certification: UL: E244458



Mechanical Data

- Case: Moulded plastic over glass passivated junction
- Terminal: Plated Axial leads, solderable per MIL-STD-750, Method 2026
- Polarity: Color band denotes cathode except bi-directional models
- Mounting Position: Any
- Weight: 2.46g

Applications

- I/O interface
- AC/DC power supply
- Low frequency signal transmission line (RS232, RS485, etc.)

Maximum Ratings and Characteristics

Ratings at 25°C ambient temperature unless otherwise specified.

| Rating | Symbol | Value | Units |
|---|-----------------|---------------|-------|
| Peak pulse power dissipation at 10/1000μs waveform (Note1, Fig.1) | P_{PPM} | Minimum 30000 | Watts |
| Peak pulse current of at 10/1000μs waveform (Note 1, Fig.3) | I_{PPM} | See Table | Amps |
| Steady state power dissipation at $T_L=75^\circ\text{C}$ (Fig.5) | $P_{M(AV)}$ | 8.0 | Watts |
| Peak forward surge current, 8.3ms single half sine-wave superimposed on rated load, (JEDEC Method) (Note2, Fig.6) | I_{FSM} | 400 | Amps |
| Operating junction and Storage Temperature Range. | T_J, T_{STG} | -55 to +150 | °C |
| Typical thermal resistance junction to lead | $R_{\theta JL}$ | 8 | °C/W |
| Typical thermal resistance junction to ambient | $R_{\theta JA}$ | 40 | °C/W |

Notes: 1. Non-repetitive current pulse, per Fig.3 and derated above $T_A=25^\circ\text{C}$ per Fig.2.

2. 8.3ms single half sine-wave, or equivalent square wave, duty cycle=4 pulses per minutes maximum.

Dimensions (P600)

| Symbol | Millimeters | | Inches | |
|--------|-------------|------|--------|-------|
| | Min. | Max. | Min. | Max. |
| L | 25.40 | - | 1.000 | - |
| T | 8.60 | 9.10 | 0.340 | 0.360 |
| d | 8.60 | 9.10 | 0.340 | 0.360 |
| s | 1.19 | 1.32 | 0.047 | 0.052 |

Electrical Characteristics (T_A=25°C)

| Part Number | | Reverse Stand-Off Voltage | Breakdown Voltage @I _T | Test Current | Maximum Clamping Voltage @I _{PP} | Peak Pulse Current | Reverse Leakage @V _{RWM} |
|----------------|---------------|---------------------------|-----------------------------------|---------------------|---|---------------------|-----------------------------------|
| Unidirectional | Bidirectional | V _{RWM} (V) | V _{BR} (V) | I _T (mA) | V _C (V) | I _{PP} (A) | I _R (μA) |
| 30KPA28A | 30KPA28CA | 28.0 | 31.28~34.57 | 50 | 50.0 | 606.0 | 5000 |
| 30KPA30A | 30KPA30CA | 30.0 | 33.51~37.04 | 50 | 55.2 | 548.9 | 5000 |
| 30KPA33A | 30KPA33CA | 33.0 | 36.90~40.78 | 50 | 58.5 | 517.9 | 5000 |
| 30KPA36A | 30KPA36CA | 36.0 | 40.20~44.43 | 50 | 61.8 | 490.3 | 5000 |
| 30KPA39A | 30KPA39CA | 39.0 | 43.60~48.19 | 20 | 67.2 | 450.9 | 2000 |
| 30KPA42A | 30KPA42CA | 42.0 | 46.90~51.84 | 10 | 72.0 | 420.8 | 1000 |
| 30KPA43A | 30KPA43CA | 43.0 | 48.00~53.05 | 10 | 73.0 | 415.1 | 1000 |
| 30KPA45A | 30KPA45CA | 45.0 | 50.30~55.59 | 5 | 77.4 | 391.5 | 250 |
| 30KPA48A | 30KPA48CA | 48.0 | 53.60~59.24 | 5 | 81.6 | 371.3 | 150 |
| 30KPA51A | 30KPA51CA | 51.0 | 57.00~63.00 | 5 | 86.4 | 350.7 | 50 |
| 30KPA54A | 30KPA54CA | 54.0 | 60.30~66.65 | 5 | 91.4 | 331.5 | 20 |
| 30KPA58A | 30KPA58CA | 58.0 | 64.80~71.62 | 5 | 92.4 | 327.9 | 20 |
| 30KPA60A | 30KPA60CA | 60.0 | 67.00~74.05 | 5 | 102.0 | 297.1 | 15 |
| 30KPA64A | 30KPA64CA | 64.0 | 71.50~79.03 | 5 | 104.0 | 291.3 | 10 |
| 30KPA66A | 30KPA66CA | 66.0 | 73.70~81.46 | 5 | 107.0 | 283.2 | 2 |
| 30KPA70A | 30KPA70CA | 70.0 | 78.20~86.43 | 5 | 109.0 | 278.0 | 2 |
| 30KPA71A | 30KPA71CA | 71.0 | 79.30~87.65 | 5 | 111.5 | 271.7 | 2 |
| 30KPA72A | 30KPA72CA | 72.0 | 80.40~88.86 | 5 | 114.0 | 265.8 | 2 |
| 30KPA75A | 30KPA75CA | 75.0 | 83.80~92.62 | 5 | 119.4 | 253.8 | 2 |
| 30KPA78A | 30KPA78CA | 78.0 | 87.10~96.27 | 5 | 129.0 | 234.9 | 2 |
| 30KPA84A | 30KPA84CA | 84.0 | 93.80~103.67 | 5 | 139.2 | 217.7 | 2 |
| 30KPA90A | 30KPA90CA | 90.0 | 100.50~111.08 | 5 | 146.4 | 207.0 | 2 |
| 30KPA96A | 30KPA96CA | 96.0 | 107.20~118.48 | 5 | 156.0 | 194.2 | 2 |

| Part Number | | Reverse Stand-Off Voltage | Breakdown Voltage @ I_T | Test Current | Maximum Clamping Voltage @ I_{PP} | Peak Pulse Current | Reverse Leakage @ V_{RWM} |
|----------------|---------------|---------------------------|---------------------------|--------------|-------------------------------------|--------------------|-----------------------------|
| Unidirectional | Bidirectional | $V_{RWM}(V)$ | $V_{BR}(V)$ | $I_T(mA)$ | $V_C(V)$ | $I_{PP}(A)$ | $I_R(\mu A)$ |
| 30KPA102A | 30KPA102CA | 102.0 | 113.90~125.89 | 5 | 165.6 | 183.0 | 2 |
| 30KPA108A | 30KPA108CA | 108.0 | 120.60~133.29 | 5 | 175.2 | 172.9 | 2 |
| 30KPA120A | 30KPA120CA | 120.0 | 134.00~148.11 | 5 | 194.4 | 155.9 | 2 |
| 30KPA132A | 30KPA132CA | 132.0 | 147.40~162.92 | 5 | 213.0 | 142.3 | 2 |
| 30KPA144A | 30KPA144CA | 144.0 | 160.80~177.73 | 5 | 223.2 | 135.8 | 2 |
| 30KPA150A | 30KPA150CA | 150.0 | 167.60~185.24 | 5 | 233.4 | 129.8 | 2 |
| 30KPA156A | 30KPA156CA | 156.0 | 174.30~192.65 | 5 | 245.0 | 123.7 | 2 |
| 30KPA160A | 30KPA160CA | 160.0 | 178.70~197.51 | 5 | 252.6 | 120.0 | 2 |
| 30KPA168A | 30KPA168CA | 168.0 | 187.70~207.46 | 5 | 272.4 | 111.2 | 2 |
| 30KPA170A | 30KPA170CA | 170.0 | 189.90~209.89 | 5 | 275.0 | 110.2 | 2 |
| 30KPA180A | 30KPA180CA | 180.0 | 201.10~222.27 | 5 | 290.4 | 104.3 | 2 |
| 30KPA198A | 30KPA198CA | 198.0 | 221.20~244.48 | 5 | 319.8 | 94.7 | 2 |
| 30KPA216A | 30KPA216CA | 216.0 | 241.30~266.70 | 5 | 348.6 | 86.9 | 2 |
| 30KPA240A | 30KPA240CA | 240.0 | 268.10~296.32 | 5 | 387.0 | 78.3 | 2 |
| 30KPA258A | 30KPA258CA | 258.0 | 288.20~318.54 | 5 | 416.4 | 72.8 | 2 |
| 30KPA260A | 30KPA260CA | 260.0 | 290.40~320.97 | 5 | 416.0 | 72.8 | 2 |
| 30KPA270A | 30KPA270CA | 270.0 | 301.60~333.35 | 5 | 436.2 | 69.5 | 2 |
| 30KPA280A | 30KPA280CA | 280.0 | 312.80~345.73 | 5 | 464.0 | 65.3 | 2 |
| 30KPA288A | 30KPA288CA | 288.0 | 321.70~355.56 | 5 | 469.9 | 64.5 | 2 |

Notes: For bidirectional type having V_{RWM} of 60V and less, the I_R limit is double.

Ratings and Characteristic Curves ($T_A=25^\circ\text{C}$ unless otherwise noted)

Figure 1. Peak Pulse Power Rating Curve

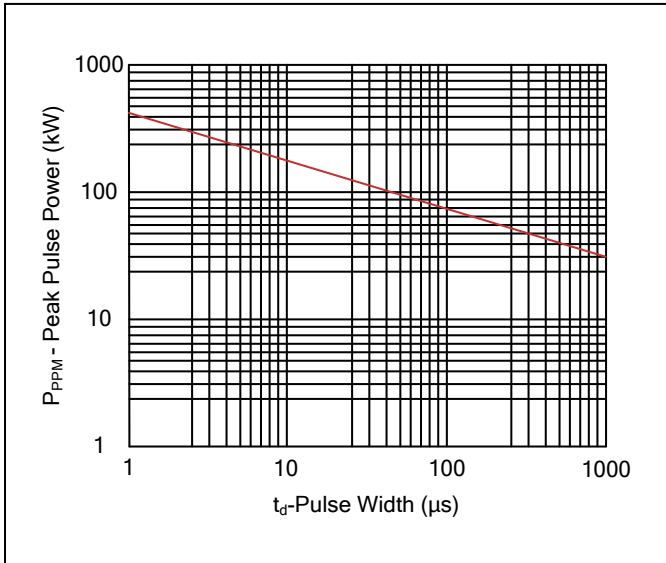


Figure 2. Pulse Derating Curve

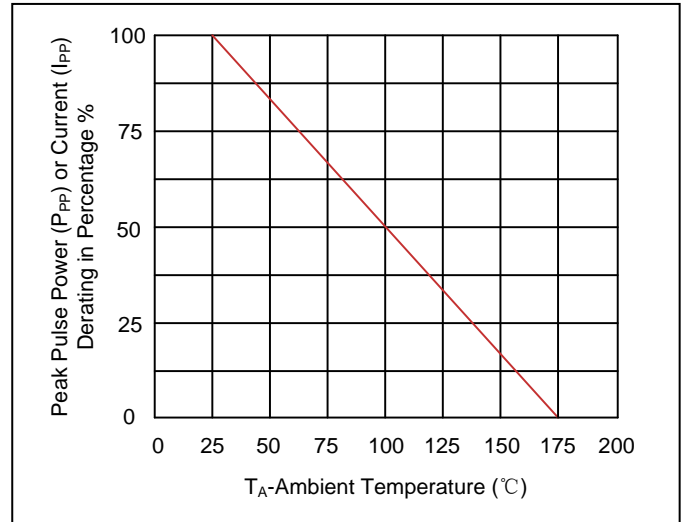


Figure 3. Pulse Waveform

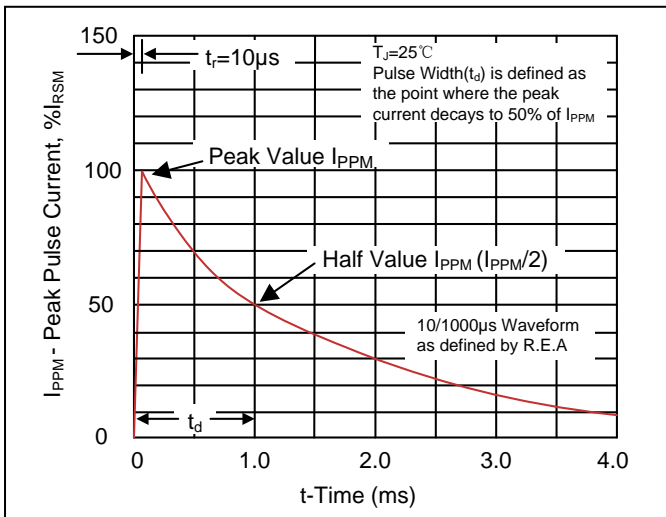


Figure 4. AC Line Protection Application

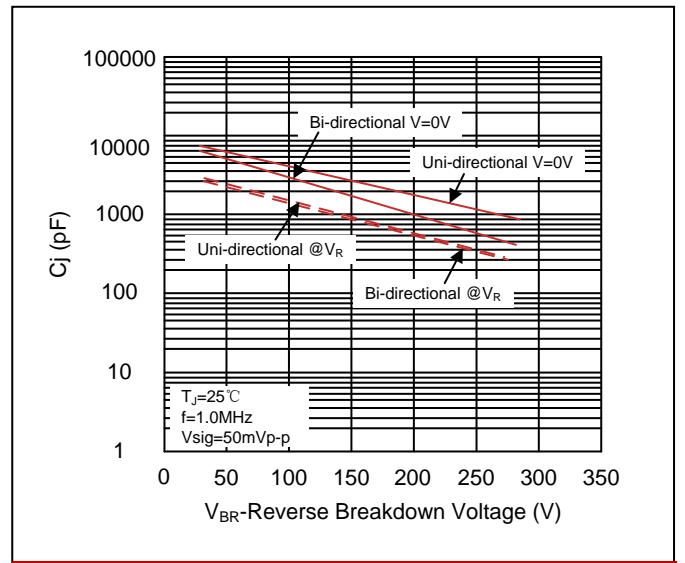


Figure 5. Steady State Power Dissipation Derating Curve

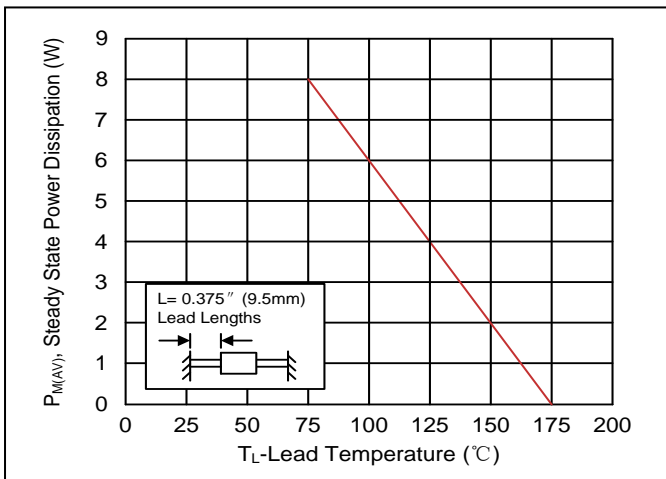
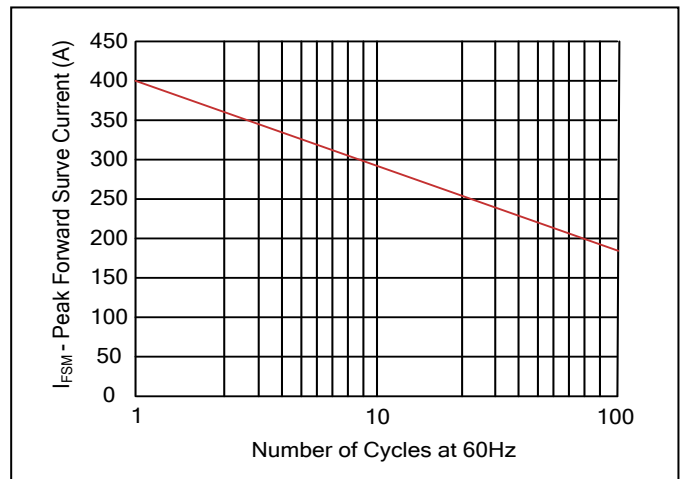
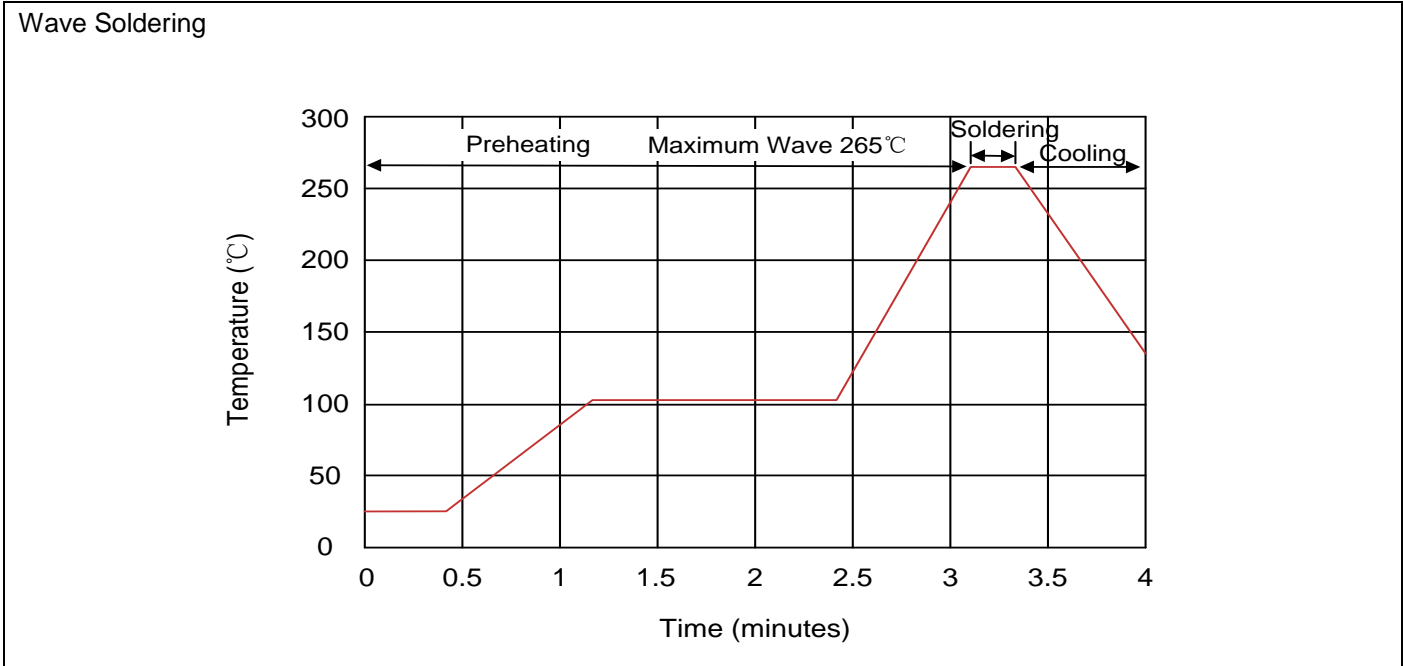


Figure 6. Maximum Non-Repetitive Forward Surge Current Uni-Directional Only



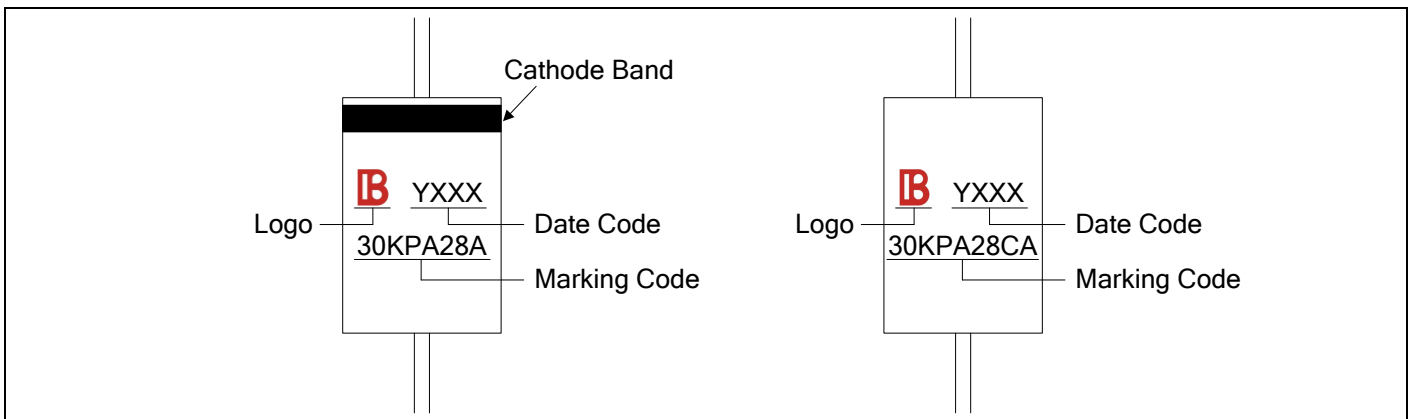
Recommended Soldering Conditions



Recommended Conditions

| Item | Conditions |
|------------------|------------|
| Peak Temperature | 265°C |
| Dipping Time | 10 seconds |
| Soldering | 1 time |

Marking Code



Part Number Code



Ordering Code for Different Package

Box package: Add suffix “/B” at the end of the part number, such as 30KPA75A/B

Reel package: Add suffix “/TR13” at the end of the part number, such as 30KPA160CA/TR13

Packaging

| Tape | | Symbol | Dimension (mm) |
|------|--|------------------|----------------|
| | | A | 10.0±0.5 |
| | | B | 53.0±1.0 |
| | | Z | 1.2Max. |
| | | T | 6.0±0.4 |
| | | E | 0.8Max. |
| | | L1-L2 | 1.0Max. |
| | | L | 250.0±5.0 |
| | | W | 75.0±5.0 |
| | | H | 114.0±5.0 |
| | | Quantity: 300PCS | |
| | | D | 330.0±3.0 |
| | | D0 | 16.4±2.0 |
| | | D1 | 86.0±2.0 |
| | | W1 | 76.0±3.0 |
| | | Quantity: 800PCS | |

X-ON Electronics

Largest Supplier of Electrical and Electronic Components

Click to view similar products for [ESD Suppressors / TVS Diodes](#) category:

Click to view products by [Brightking](#) manufacturer:

Other Similar products are found below :

[NTE4902](#) [P4SMAJ15A](#) [P4SMAJ26A](#) [SMAJ400CA-TP](#) [TGL34-47CA](#) [ESDAULC45-1BF4](#) [SM1605E3/TR13](#) [SMF20A-TP](#) [P4SMAJ12A](#)
[CPDUR24V-HF](#) [CPDQC5V0USP-HF](#) [CPDQC5V0-HF](#) [MPLAD30KP280A](#) [MPLAD30KP45CAE3](#) [MMBZ27VCLQ-7-F](#) [MMAD1108/TR13](#)
[MPLAD30KP24A](#) [MPLAD30KP30CAE3](#) [ACPDQC5V0R-HF](#) [DFLT170A-7](#) [NTE4900](#) [NTE4926](#) [NTE4938](#) [JANTX1N6144A](#)
[JANTX1N6057A](#) [SMF22A-TP](#) [SMF12A-TP](#) [SLVU2.8-TP](#) [SMLJ6.5CA-TP](#) [SMAJ6.5CA-TP](#) [MMAD1108E3/TR13](#) [JANTX1N6160A](#)
[D5V0M1U2LP3-7](#) [SMAJ400A-TP](#) [AOZ8811DT-03](#) [AOZ8831DI-05](#) [AOZ8831DT-03](#) [SMAJ188CA](#) [3SMC33CA BK](#) [CPDQC3V3C-HF](#)
[CPDQC12VE-HF](#) [GRPADATAJANTX1N6041A](#) [MPLAD30KP170CA](#) [82357120100](#) [5.0SMLJ15CA-TP](#) [5KP18A-TP](#) [P6KE8.2A-TP](#)
[MPLAD30KP43CAE3](#) [SMAJ43A-TP](#) [D26V0H1U2LP16-7](#)