

Gas Discharge Tube (GDT) Data Sheet

Features

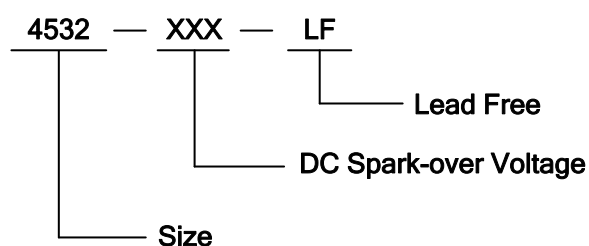
- High insulation resistance
- Low capacitance ($\leq 0.5\text{pF}$)
- 2000A 8/20 μs maximum surge current capacity in accordance with IEC61000-4-
- 4KV 10/700 μs maximum surge rating in accordance with ITU-TK.21
- Surface mounted gas arrester
- Micro-Gap Design
- Size 4532(1812)
- Storage and operating temperature: $-40^{\circ}\text{C} \sim +85^{\circ}\text{C}$
- Meets MSL level 1, per J-STD-020
- Safety certification: E244458



Applications

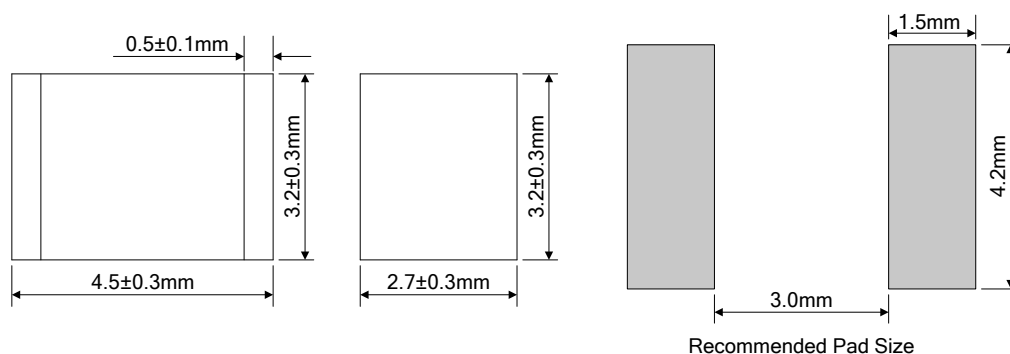
- Repeaters, Modems
- Telephone Interface, Line cards
- Data communication equipment
- Line test equipment

Part Number Code and Marking



090: Device Marking Code

Dimensions



Electrical Characteristics

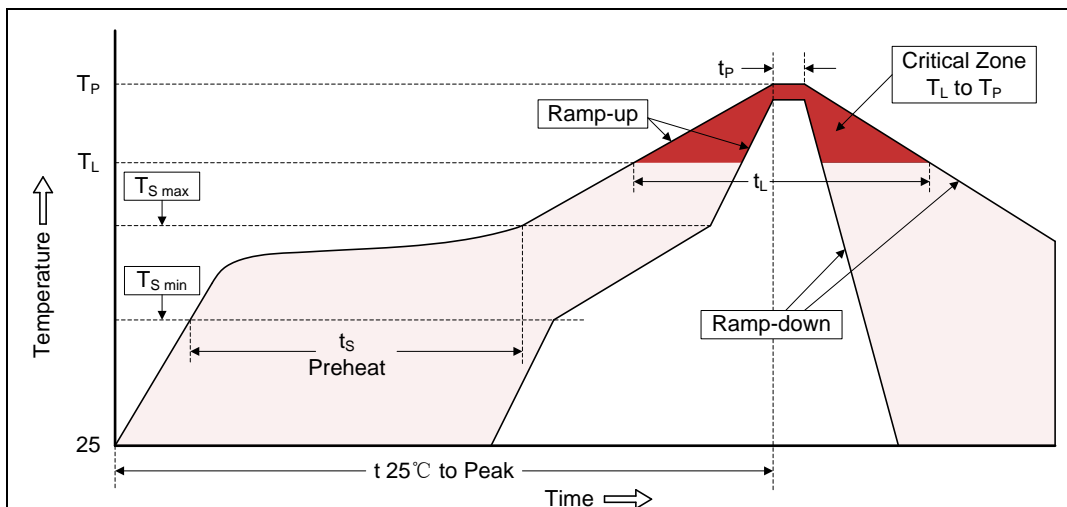
Part Number	DC Spark-over Voltage	Maximum Impulse Spark-over Voltage	Impulse Life Test	Minimum Insulation Resistance		Maximum Capacitance	Nominal Impulse Discharge Current	Impulse Withstanding Voltage Capacity	Device Marking Code
	100V/s	1KV/ μ s	8/20 μ s 100A	Test Voltage	(G Ω)	(1MHz 1V)	8/20 μ s		
	(V)	(V)	(Times)	DC(V)		(pF)	(A)		
4532-075-LF	55~95	600	300	25	1	0.5	2000	10/700 μ s 4kV \pm 5 Times	075
4532-091-LF	63~117	700	300	50	1	0.5	2000		090
4532-121-LF	84~156	700	300	50	1	0.5	2000		120
4532-151-LF	105~195	700	300	50	1	0.5	2000		150
4532-201-LF	140~260	750	300	100	1	0.5	2000		200
4532-231-LF	161~299	750	300	100	1	0.5	2000		230
4532-301-LF	210~390	900	300	100	1	0.5	2000		300
4532-351-LF	245~455	900	300	100	1	0.5	2000		350
4532-401-LF	280~520	1000	300	100	1	0.5	2000		400
4532-421-LF	294~546	1000	300	100	1	0.5	2000		420
4532-471-LF	329~611	1000	300	100	1	0.5	2000		470
4532-501-LF	350~650	1100	300	100	1	0.5	2000		500
4532-601-LF	420~780	1200	300	100	1	0.5	2000		600

Electrical Ratings

Items	Test Condition/Description	Requirement
DC Spark-over Voltage	The voltage is measured with voltage ramp $dv/dt=100V/s$.	To meet the specified value
Maximum Impulse Spark-over Voltage	The maximum impulse spark-over voltage is measured with voltage ramp $dv/dt=1000V/\mu s$.	
Insulation Resistance	The resistance of gas tube shall be measured between two electrodes.	
Capacitance	The capacitance of gas tube shall be measured between two electrodes. Test frequency: 1MHz	
Impulse Discharge Current	Maximum 8/20 μs surge current that can be applied between two electrodes, 5 positive and 5 negative surges, with 3 minutes interval time, without causing the DC spark-over voltage to change more than 25% from its initial value.	
Impulse Withstanding Voltage	The maximum 10/700 μs surge that can be applied to the Gas Tube, 5 positive and 5 negative surges, with 1 minute interval time, without causing the DC spark-over voltage to change more than 25% from its initial value.	

Recommended Soldering Conditions

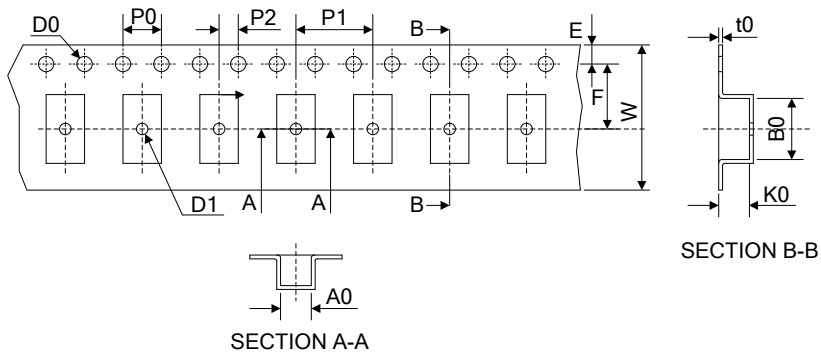
Reflow Soldering



Profile Feature	Pb-Free Assembly
Average ramp-up rate (T_L to T_P)	3°C/second max.
Preheat	
-Temperature Min ($T_{S \min}$)	150°C
-Temperature Max ($T_{S \max}$)	200°C
-Time (min to max) (t_s)	60-180 seconds
$T_{S \max}$ to T_L	
-Ramp-up Rate	3°C/second max.
Time maintained above:	
-Temperature (T_L)	217°C
-Time (t_L)	60-150 seconds
Peak Temperature (T_P)	260°C
Time within 5°C of actual Peak Temperature (t_p)	20-40 seconds
Ramp-down Rate	6°C/second max.
Time 25°C to Peak Temperature	8 minutes max.

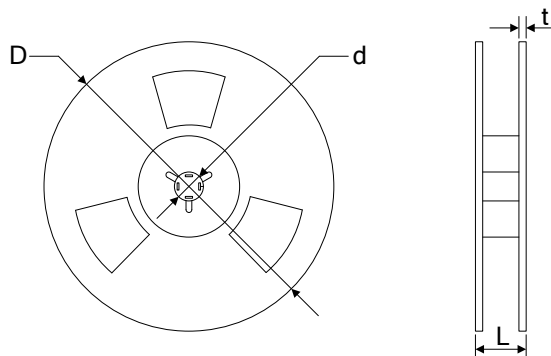
Packaging

Tape



Items	Dimension (mm)	
	Spec.	Tolerance
W	12.00	±0.20
P0	4.00	±0.10
P1	8.00	±0.20
P2	2.00	±0.10
D0	1.55	±0.10
D1	1.00	±0.10
E	1.75	±0.10
F	5.50	±0.10
A0	3.80	±0.10
K0	3.20	±0.10
B0	4.90	±0.10
t0	0.40	±0.10
D	330.00	±2.00
d	13.00	±0.50
L	16.00	±2.00
t	2.00	±0.20
Quantity: 2500pcs		

Reel



X-ON Electronics

Largest Supplier of Electrical and Electronic Components

Click to view similar products for [brightking](#) manufacturer:

Other Similar products are found below :

[1.5KE220A](#) [SMDJ33A](#) [SMDJ78A](#) [3RM230L-8](#) [LES08A05L05](#) [SMDJ6.5CA-AT](#) [5.0SMDJ17A](#) [5.0SMDJ33CA](#) [911KD14J](#) [5KP12A](#)
[5KP120A](#) [471KD25](#) [2RM075M-8](#) [112KD14](#) [2RK3000M-8](#) [5.0SMDJ100A](#) [2RH2000M-8](#) [820KD20J](#) [30KPA30A](#) [182KD20](#) [SMDJ43A](#)
[5.0SMDJ12A](#) [SMDJ18CA-AT](#) [BK16-600-SZ](#) [BK12005002-M](#) [1.5KE22A](#) [5.0SMDJ130CA](#) [5KP90CA](#) [1.5SMC24A](#) [15KPA30A](#) [181KD20](#)
[101KD20](#) [470KD20J](#) [5KP40CA](#) [15KPA75CA](#) [4532-471-LF](#) [15KPA30CA](#) [BK22002002-M](#) [SMDJ33CA-AT](#) [5.0SMDJ78CA](#) [3RL150M-5-S](#)
[15KPA24A](#) [SMDJ110CA](#) [SMDJ5.0CA-AT](#) [30KPA45CA](#) [15KPA58CA](#) [15KPA33A](#) [821KD25](#) [P0900SC](#) [P0720SC](#)