

## Transient Voltage Suppressors (TVS) Data Sheet

### Features

- Glass passivated junction
- Low inductance
- Excellent clamping capability
- 500W peak pulse power capability at 10/1000µs waveform, repetition rate (duty cycle): 0.01%
- Fast response time
- Ideal for data line applications.
- High Temperature soldering guaranteed: 265°C/10 seconds/.375", (9.5mm) lead length, 5lbs (2.3kg) tension
- Plastic package has underwriters laboratory flammability 94V-0
- Meets MSL level 1, per J-STD-020
- Safety certification: UL: E244458



### Mechanical Data

- Case: JEDEC DO-15 Moulded plastic
- Terminal: Axial leads, solderable per MIL-STD-750, Method 2026
- Polarity: Color band denotes cathode except bi-directional models
- Mounting Position: Any
- Weight: 0.42g

### Applications

- I/O interface
- AC/DC power supply
- Low frequency signal transmission line (RS232, RS485, etc.)

### Maximum Ratings and Characteristics

Ratings at 25°C ambient temperature unless otherwise specified.

Rating	Symbol	Value	Units
Peak pulse power dissipation at 10/1000µs waveform (Note1, Note2, Fig.1)	$P_{PPM}$	Minimum 500	Watts
Peak pulse current of at 10/1000µs waveform (Note 1, Fig.3)	$I_{PPM}$	See Table	Amps
Steady state power dissipation at $T_A=50^\circ\text{C}$ (Fig.5)	$P_{M(AV)}$	3.0	Watts
Operating junction and Storage Temperature Range.	$T_J, T_{STG}$	-55 to +150	°C

Notes: 1. Non-repetitive current pulse, per Fig.3 and derated above  $T_A=25^\circ\text{C}$  per Fig.2.

**Dimensions (DO-204AC/DO-15)**

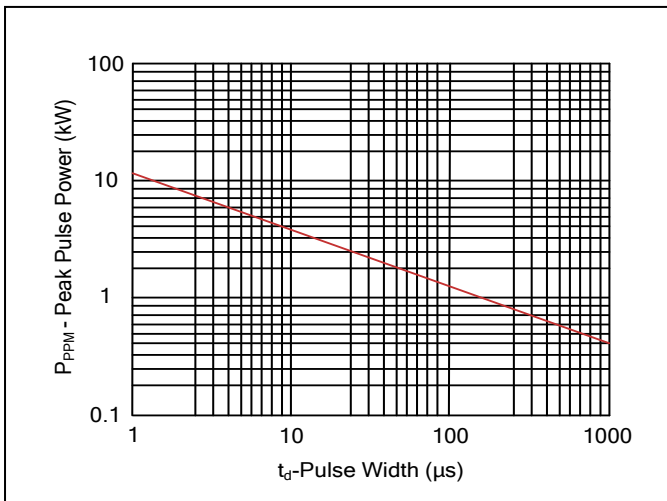
	Symbol	Millimeters		Inches	
		Min.	Max.	Min.	Max.
L	25.40	-	1.000	-	
T	5.80	7.60	0.230	0.300	
d	2.60	3.60	0.104	0.140	
s	0.71	0.86	0.028	0.034	

**Electrical Characteristics (T<sub>A</sub>=25°C)**

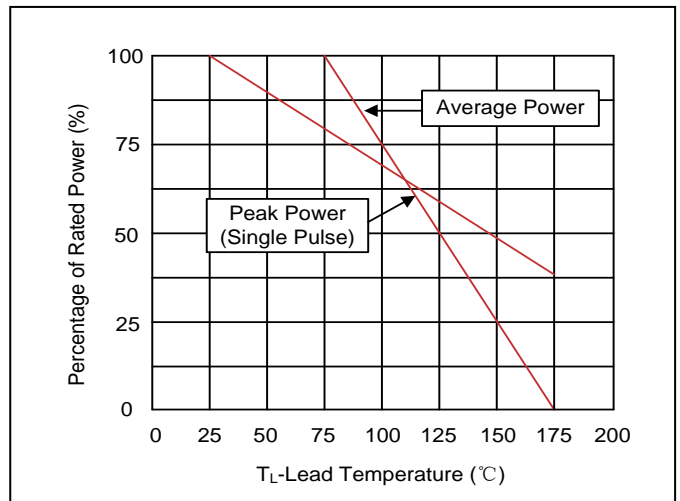
Part Number	Reverse Stand-Off Voltage	Minimum Breakdown Voltage @ I <sub>T</sub> =1mA	Maximum Reverse Leakage @ V <sub>RWM</sub>	Maximum Clamping Voltage @ I <sub>PP</sub> =5A	Maximum Peak Pulse Current	Maximum Junction Capacitance @ 0V	Working Inverse Blocking Voltage	Inverse Blocking Leakage Current	Peak Inverse Blocking Voltage
	V <sub>RWM</sub> (V)	V <sub>BR</sub> (V)	I <sub>R</sub> (μA)	V <sub>C</sub> (V)	I <sub>PP</sub> (A)	pF	V <sub>WIB</sub> (V)	I <sub>IB</sub> (mA)	V <sub>PIB</sub> (V)
SAC5.0	5.0	7.60	300	10.0	44.0	50	75	1.0	100
SAC6.0	6.0	7.90	300	11.2	41.0	50	75	1.0	100
SAC7.0	7.0	8.33	300	12.6	38.0	50	75	1.0	100
SAC8.0	8.0	8.89	100	13.4	36.0	50	75	1.0	100
SAC8.5	8.5	9.44	50	14.0	34.0	50	75	1.0	100
SAC10	10.0	11.10	5	16.3	29.0	50	75	1.0	100
SAC12	12.0	13.30	1	19.0	25.0	50	75	1.0	100
SAC15	15.0	16.70	1	23.6	20.0	50	75	1.0	100
SAC18	18.0	20.00	1	28.8	15.0	50	75	1.0	100
SAC22	22.0	24.40	1	35.4	14.0	50	75	1.0	100
SAC26	26.0	28.90	1	42.3	11.1	50	75	1.0	100
SAC30	30.0	33.30	1	48.6	10.0	50	75	1.0	100
SAC36	36.0	40.00	1	60.0	8.6	50	75	1.0	100
SAC45	45.0	50.00	1	77.0	6.8	50	150	1.0	200
SAC50	50.0	55.50	1	88.0	5.8	50	150	1.0	200

**Ratings and Characteristic Curves ( $T_A=25^\circ\text{C}$  unless otherwise noted)**

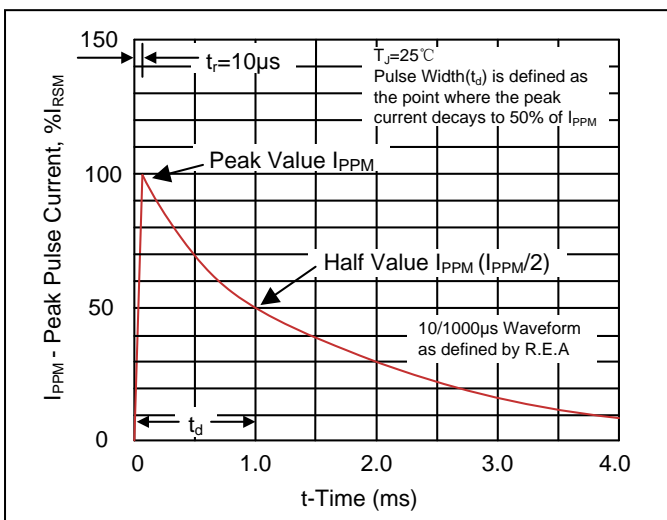
**Figure 1. Peak Pulse Power Rating Curve**



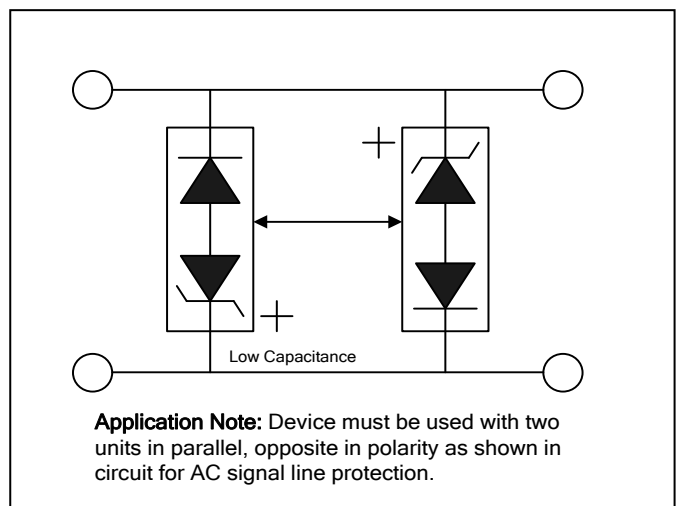
**Figure 2. Pulse Derating Curve**



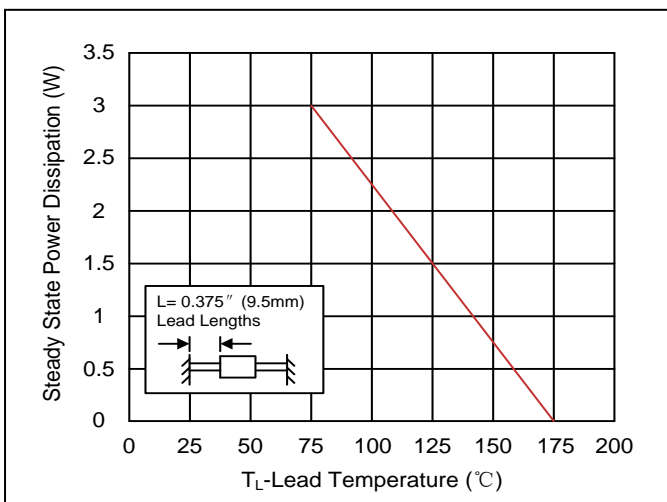
**Figure 3. Pulse Waveform**



**Figure 4. AC Line Protection Application**

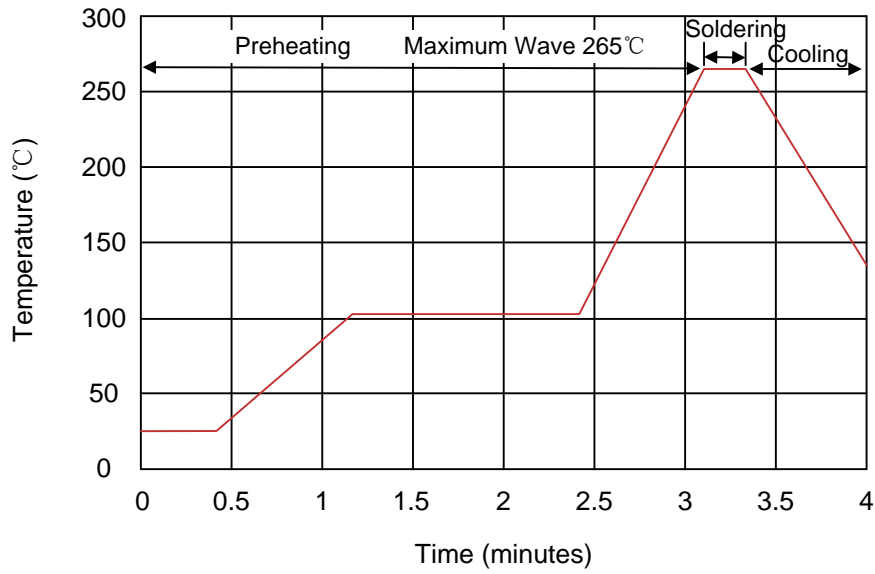


**Figure 5. Steady State Power Dissipation Derating Curve**



### Recommended Soldering Conditions

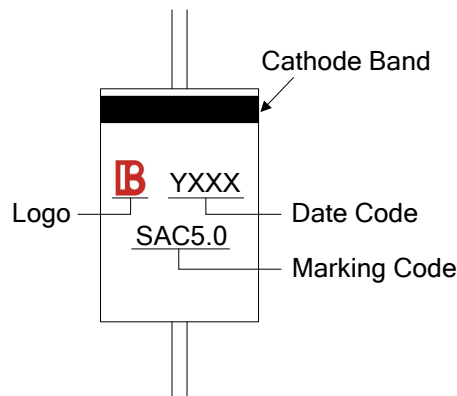
#### Wave Soldering



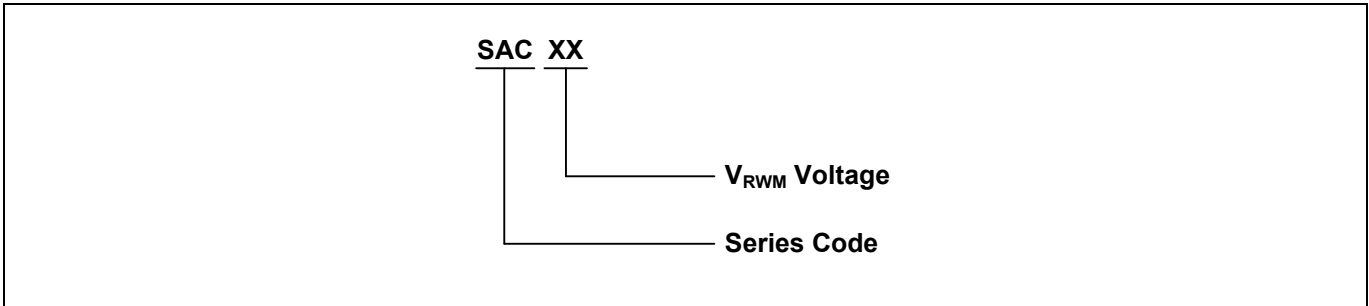
#### Recommended Conditions

Item	Conditions
Peak Temperature	265°C
Dipping Time	10 seconds
Soldering	1 time

### Marking Code



**Part Number Code**



**Ordering Code for Different Package**

Box package: Add suffix "/B" at the end of the part number, such as SAC5.0/B

Reel package: Add suffix "/TR13" at the end of the part number, such as SAC50/TR13

**Packaging**

	Symbol	Dimension (mm)
<p>Tape</p>	A	5.0±0.5
	B	53.0±1.0
	Z	1.2Max.
	T	6.0±0.4
	E	0.8Max.
	L1-L2	1.0Max.
	L	250.0±5.0
<p>Box</p>	W	75.0±5.0
	H	114.0±5.0
	Quantity: 2000PCS	
<p>Reel</p>	D	330.0±3.0
	D0	16.4±2.0
	D1	86.0±2.0
	W1	76.0±3.0
	Quantity: 4000PCS	

## X-ON Electronics

Largest Supplier of Electrical and Electronic Components

*Click to view similar products for [ESD Suppressors / TVS Diodes](#) category:*

*Click to view products by [Brightking](#) manufacturer:*

Other Similar products are found below :

[NTE4902](#) [P4SMAJ15A](#) [P4SMAJ26A](#) [SMAJ400CA-TP](#) [TGL34-47CA](#) [ESDAULC45-1BF4](#) [SM1605E3/TR13](#) [SMF20A-TP](#) [P4SMAJ12A](#)  
[CPDUR24V-HF](#) [CPDQC5V0USP-HF](#) [CPDQC5V0-HF](#) [MPLAD30KP280A](#) [MPLAD30KP45CAE3](#) [MMBZ27VCLQ-7-F](#) [MMAD1108/TR13](#)  
[MPLAD30KP24A](#) [MPLAD30KP30CAE3](#) [ACPDQC5V0R-HF](#) [DFLT170A-7](#) [NTE4900](#) [NTE4926](#) [NTE4938](#) [JANTX1N6144A](#)  
[JANTX1N6057A](#) [SMF22A-TP](#) [SMF12A-TP](#) [SLVU2.8-TP](#) [SMLJ6.5CA-TP](#) [SMAJ6.5CA-TP](#) [MMAD1108E3/TR13](#) [JANTX1N6160A](#)  
[D5V0M1U2LP3-7](#) [SMAJ400A-TP](#) [AOZ8811DT-03](#) [AOZ8831DI-05](#) [AOZ8831DT-03](#) [SMAJ188CA](#) [3SMC33CA BK](#) [CPDQC3V3C-HF](#)  
[CPDQC12VE-HF](#) [GRPADATAJANTX1N6041A](#) [MPLAD30KP170CA](#) [82357120100](#) [5.0SMLJ15CA-TP](#) [5KP18A-TP](#) [P6KE8.2A-TP](#)  
[MPLAD30KP43CAE3](#) [SMAJ43A-TP](#) [D26V0H1U2LP16-7](#)