

Indicator Lights

Neon, LED and Filament Lamp



Key Features

- Neon, LED, mains LED or filament lamp
- Bezel sizes from 6.7 to 16.3mm diameter
- Red, amber, green, blue and clear lenses
- Red, yellow, green, blue and white LEDs
- Wide choice of styles

Colours and voltages:



Available with Red, Amber, Green or Clear lenses
100/130V (marked 110V),
200/250V (marked 230V)









Red, Yellow, Green, Blue, White
2.0/2.2V Resistors for other voltages available.



Red, Yellow, Green, Blue, White
110-230V ac operation.



Available with Red, Amber, Green, Clear or Blue lenses
6V, 12/14V, 24/28V.

Terminal	Type	Sealed	Illumination	Colour	Voltage	Options
B 2.8 L	(B) 0566 A 	6.0 2.0 max page 6	 	Neon & Filament	1 LED Resistor	C Chrome Bezel Finish
				R Red		
B 2.8 L	(B) 0566 B 	6.0 2.0 max page 6	 	A Amber	2 125V Neon	
				G Green	3 250V Neon	
B 2.8 L	(B) 0566 C 	6.0 2.0max page 6	 	B Blue (Special Order)	4 6Vdc LED	
				C Clear	5 12Vdc LED	
C 6.3	(C) 0145 AA 	5.8 3.0max page 6	 	LED	6 24Vdc LED	
L W	(L) 1041 OO 	6.3 6.3max page 6	 	R Red	7 12/14V Filament	
				Y Yellow	8 24/ 28V Filament	
L W	(L) 1045 OO 	6.3 10.0max page 6	 	G Green	9 125/250Vac LED	
				B Blue		

Indicator Lights

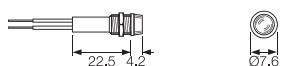
Neon, LED and Filament Lamp



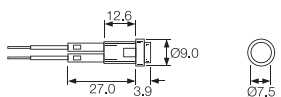
Terminal	Type	Sealed	Illumination	Colour	Voltage	Options
L W	(L) 0245 OO 	7.1 6.3 max page 6		Neon & Filament R Red A Amber G Green B Blue (Special Order) C Clear	1 LED Resistor 2 125V Neon 3 250V Neon 4 6Vdc LED 5 12Vdc LED 6 24Vdc LED	C Chrome Bezel Finish
L	L 2950 OO 	8.0 0.8-1.6 page 6		LED R Red Y Yellow G Green B Blue	7 12/14V Filament 8 24/ 28V Filament 9 125/250Vac LED	
L C 6.3	(L) 0195 BB 	8.0 0.8-3.0 page 6				
L	L 2951 OO 	8.0 0.8-1.6 page 6				
L H 4.8	(H) 0568 A(*) 	8.0 0.8-3.5 page 6				
L H 4.8	(H) 0568 B(*) 	8.0 0.8-3.5 page 6				

Dimensions

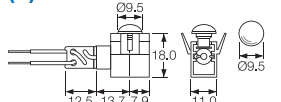
(B) 0566 A



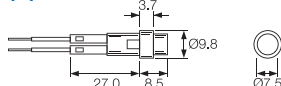
(B) 0566 B



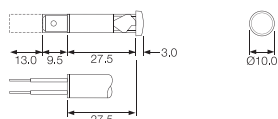
(B) 0566 C



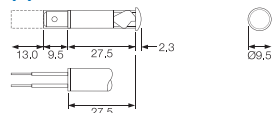
(C) 0145 AA



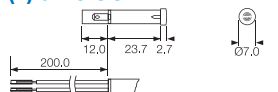
(L) 1041 OO



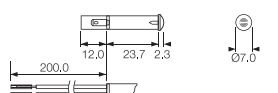
(L) 1045 OO



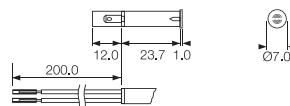
(L) 0245 OO



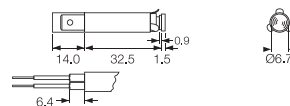
L 2950 OO



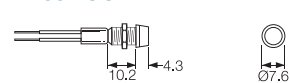
(L) 0195 BB



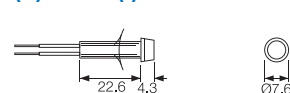
(H) 0568 A(*)



L 2951 OO



(H) 0568 B(*)



Indicator Lights

Neon, LED and Filament Lamp



Key Features

- Neon, LED, mains LED or filament lamp
- Bezel sizes from 6.7 to 16.3mm diameter
- Red, amber, green, blue and clear lenses
- Red, yellow, green, blue and white LEDs
- Wide choice of styles

Colours and voltages:



Available with Red, Amber, Green or Clear lenses
100/130V (marked 110V),
200/250V (marked 230V)



Red, Yellow, Green, Blue, White
2.0/2.2V Resistors for other voltages available.



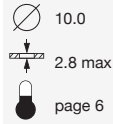



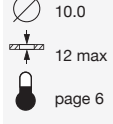



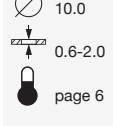



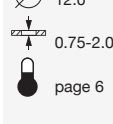



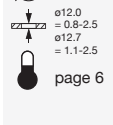


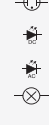
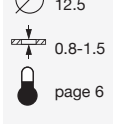



Red, Yellow, Green, Blue, White
110-230V ac operation.



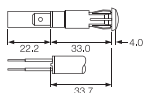
Available with Red, Amber, Green, Clear or Blue lenses
6V, 12/14V, 24/28V.

Terminal	Type	Illumination	Colour	Voltage	Options	Panel	Approval
L	(L) 0569 AW		Neon & Filament	1 LED Resistor	C Chrome Bezel Finish	9.0 0.8-2.5 Call sales	
			R Red	2 125V Neon			
L K 2.8 H 4.8 C 6.3	(C) 0273 OO		Amber	3 250V Neon	C	9.0 2.0 max page 6	
			A	4 6Vdc LED			
			G Green	5 12Vdc LED			
			B Blue (Special Order)	6 24Vdc LED			
L K 2.8 H 4.8 C 6.3	(C) 0278 OO		Clear	7 12/14V Filament	C	9.0 2.0 max page 6	
			C	8 24/ 28V Filament			
			R Red	9 125/250Vac LED			
			Y Yellow				
L K 2.8 H 4.8 C 6.3	(C) 0276 AA		LED		C	9.5 0.8-2.8 page 6	
			R Red				
			G Green				
			B Blue				
L K 2.8 H 4.8 C 6.3	(C) 0275 OO		Red		C	10.0 12.0 page 6	
			Y Yellow				
			G Green				
			B Blue				
L K 2.8 H 4.8 C 6.3	(C) 0275 OO		Green		C	10.0 11.5 max page 6	
			G Green				
			B Blue				
			R Red				

Terminal	Type	Illumination	Colour	Voltage	Options	Panel	Approval	
L K 2.8 H 4.8 C 6.3	(C) 0276 OO 		Neon & Filament	1	C Chrome Bezel Finish			
			R Red	LED Resistor				2 125V Neon
			A Amber	3 250V Neon				
			G Green	4 6Vdc LED				
			B Blue (Special Order)	5 12Vdc LED				
			C Clear	6 24Vdc LED				
			R Red	7 12/14V Filament				
			Y Yellow	8 24/ 28V Filament				
			G Green	9 125/250Vac LED				
L K 2.8 H 4.8 C 6.3	(C) 0277 OO 							
L K 2.8 H 4.8 C 6.3	(C) 0273 LL 							
L K 2.8 H 4.8 C 6.3	(C) 2820 OO 							
L K 2.8 H 4.8 C 6.3	(C) 2821 OO 							
L K 2.8 H 4.8 C 6.3	(C) 0586 OO 							

Dimensions

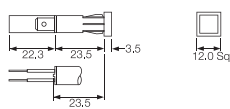
(L) 0569 AW



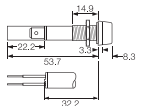
(C) 0275 OO



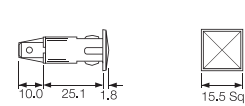
(C) 0273 LL



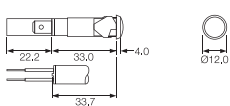
(C) 0273 OO



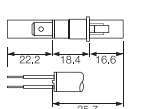
(C) 0275 OO



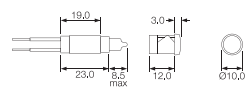
(C) 2820 OO



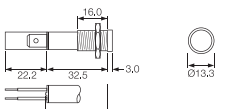
(C) 0278 OO



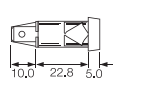
(C) 0276 OO



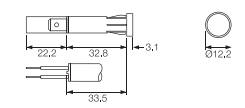
(C) 2821 OO



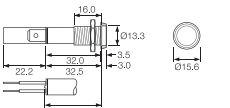
(C) 0276 AA



(C) 0277 OO



(C) 0586 OO



Indicator Lights

Neon, LED and Filament Lamp



Key Features

- Neon, LED, mains LED or filament lamp
- Bezel sizes from 6.7 to 16.3mm diameter
- Red, amber, green and clear lenses
- Red, yellow, green, blue and white LEDs
- Wide choice of styles

Colours and voltages:



Available with Red, Amber, Green or Clear lenses
100/130V (marked 110V),
200/250V (marked 230V)



Red, Yellow, Green, Blue, White
2.0/2.2V Resistors for other voltages available.



Red, Yellow, Green, Blue, White
110-230V ac operation.





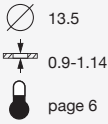



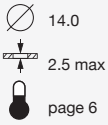



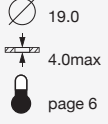

Available with Red, Amber, Green, Clear or Blue lenses
6V, 12/14V, 24/28V.

Terminal	Type	Illumination	Colour	Voltage	Options	Panel	Approval
L K 2.8 H 4.8 C 6.3	(C) 2870 OO 	 	Neon & Filament	1 LED Resistor	C Chrome Bezel Finish	 	
			R Red	2 125V Neon			
			A Amber	3 250V Neon			
L K 2.8 H 4.8 C 6.3	(C) 0589 OO 	 	G Green	4 6Vdc LED	 		
			B Blue (Special Order)	5 12Vdc LED			
			C Clear	6 24Vdc LED			
L K 2.8 H 4.8 C 6.3	(C) 0177 OO 	 	LED	7 12/14V Filament	 		
			R Red	8 24/ 28V Filament			
			Y Yellow	9 125/250Vac LED			
L K 2.8 H 4.8 C 6.3	(C) 0067 OO 	 	G Green	 			
			B Blue				
L C 6.3	(C) 0180AA 	 		 			

Indicator Lights

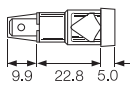
Neon, LED and Filament Lamp



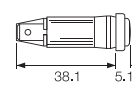
Terminal	Type	Illumination	Colour	Voltage	Options	Panel	Approval
L C 6.3	(C) 0180BB 		Neon & Filament R Red A Amber G Green B Blue (Special Order) C Clear	1 LED Resistor 2 125V Neon	C Chrome Bezel Finish	 13.5 0.9-1.14 page 6	
L K 2.8 H 4.8 C 6.3	(C) 0579 OO 		B Blue (Special Order) C Clear	3 250V Neon 4 6Vdc LED 5 12Vdc LED 6 24Vdc LED		 14.0 2.5 max page 6	
C 6.3	(C) 1092 		R Red Y Yellow G Green B Blue	7 12/14V Filament 8 24/ 28V Filament 9 125/250Vac LED		 19.0 4.0max page 6	

Dimensions

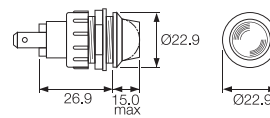
(C) 2870 OO



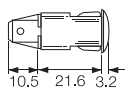
(C) 0067 OO



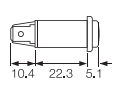
(C) 1092



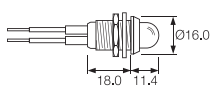
(C) 0589 OO



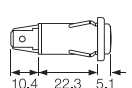
(C) 0180AA



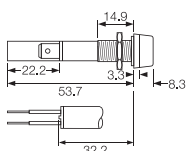
L 0081 OO



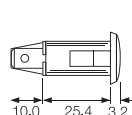
(C) 0180BB



(C) 0177 OO



(C) 0579 OO



Indicator Lights

Neon, LED and Filament Lamp



Key Features

- Neon, LED, mains LED or filament lamp
- Bezel sizes from 6.7 to 16.3mm diameter
- Red, amber, green and clear lenses
- Red, yellow, green, blue and white LEDs
- Wide choice of styles

Colours and voltages:



Available with Red, Amber, Green or Clear lenses
100/130V (marked 110V),
200/250V (marked 230V)





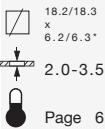



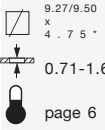





Red, Yellow, Green, Blue, White
2.0/2.2V
Resistors for other voltages available.



Red, Yellow, Green, Blue, White
110-230V ac operation.

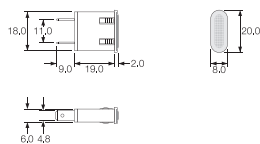


Available with Red, Amber, Green, Clear or Blue lenses
6V, 12/14V, 24/28V.

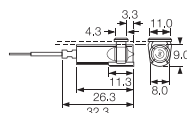
Terminal	Type	Illumination	Colour	Voltage	Options	Panel	Approval
H 4.8	H 0581 AY 		Neon & Filament	1 LED Resistor	C Chrome Bezel Finish	 18.2/18.3 x 6.2/6.3 2.0-3.5 Page 6	
			R Red	2 125V Neon			
			A Amber	3 250V Neon			
			G Green	4 6Vdc LED			
			B Blue (Special Order)	5 12Vdc LED			
			C Clear	6 LED 24Vdc LED			
			R Red	7 12/14V Filament			
			Y Yellow	8 24/ 28V Filament			
			G Green	9 125/250Vac LED			
B Blue							
L	L 0234 OO 					 9.27/9.50 x 4.75 0.71-1.62 page 6	
L	L 0233 OO 					 page 6	

Dimensions

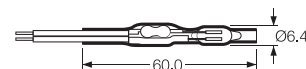
H 0581 AY



L 0234 OO



L 0233 OO



Neon tube, resistor and flexible lead assembly, protected by "shrunk on" transparent sleeving.

Indicator Lights

To match 8500, 8600, R13, 1500, 1550, 5500, 8300 and 7000 switches



Key Features

- Indicator lights
- Neon or filament lamp
- Bezel sizes from 6.7 to 16.3mm diameter
- Red, amber green and clear neons
- Red, amber and green filament lamps
- Styles to match rocker and push switches

Colours and voltages:

Neon Available with Red, Amber, Green or Clear lenses
100/130V (marked 110V), 200/250V (marked 230V)

Filament lamp Available with Red, Amber or Green lenses
6V, 12/14V, 24/28V

Terminal	Type	Illumination	Colour	Voltage	Options	Panel				
H 4.8	(C) 0276 OO 	 	Neon & Filament	1	C Chrome Bezel Finish	Body Code B	Panel Thickness 0.75-1.25 1.25-2.0 2.0-3.0	Cut-out		
			Red	LED Resistor 2 125V Neon				X	Y	
H 4.8 T X	(C) 0277 OO 	 	Amber	3		Body Code B	Panel Thickness 0.75-1.25 1.25-2.0 2.0-3.0	Cut-out		
			Green	250V Neon 4				X	Y	
H 4.8	(C) 0273 LL 	 	Blue (Special Order)	5						
			Clear	6Vdc LED 6 12Vdc LED						
C 6.3 H 4.8 K 2.8 T U	(C) 2820 OO 	 	LED	7		Body Code A B L R T	Cut-out Y X	Flange		
			Red	24Vdc LED 8 12/14V Filament				X	Y	
C 6.3 H 4.8 K 2.8 T U	(C) 2821 OO 	 	Yellow	9		Body Code A B L R T	Cut-out Y X	Flange		
			Green	24/ 28V Filament 9 125/250 Vac LED				X	Y	
C 6.3 H 4.8	(C) 0586 OO 	 	Blue	B		Body Code H	Cut-out Y X	Flange		
								X	Y	

Approvals






- (C) 0276 OO** **(C) 2821 OO**
- (C) 0277 OO** **(C) 0586 OO**
- (C) 2820 OO**

Key Features

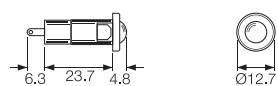
- Up to 50V
- Red, Amber, Green, Blue and Clear
- Linestra/Philinea lamp holder

Colours and voltages:

These lampholders are suitable for up to 50V max. Bulbs will be supplied (dependent on order quantity) if a voltage is specified.
Colours - Red, Amber, Green, (Clear & Blue, check availability).

Terminal	Type	Sealed	Illumination	Colour	Voltage	Options	Panel
T	T0061 OO (LES) 	S Sealed	N Neon	Neon & Filament R Red	1 LED Resistor	C Chrome Bezel Finish	9.5 0.9-1.14 T85
C	(C) 0277 OO 		L DC LED	Amber A	2 125V Neon		12.7 1.14max T85
T 6.3	(C) 0273 LL 		M Mains AC LED	Green G	3 250V Neon		12.7 9.6max T85
T	(C) 2820 OO 		F Mains AC LED	Blue (Special Order) B	4 6Vdc LED		12.7 9.6max T85
S	(C) 2821 OO 			Clear C	5 12Vdc LED		12.7 9.6max T85
				LED R Red	6 24Vdc LED		12.7 9.6max T85
				Yellow Y	7 12/14V Filament		
				Green G	8 24/ 28V Filament		
				Blue B	9 125/250Vac LED		T85

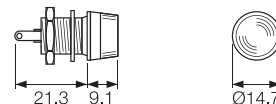
T0061 OO (LES)



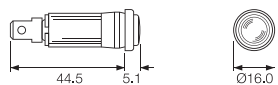
(C) 2820 OO



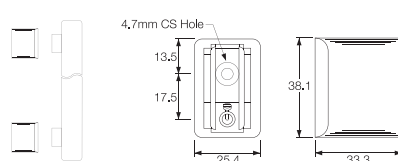
(C) 0273 LL



(C) 0277 OO



(C) 2821 OO





C1090FP ---



P1090FL ---

Key Features

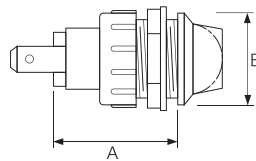
- Up to 50V
- MES or MBC bulb
- Flat and domed lens
- Brass or nylon bodies
- Red, Amber, Green, Blue and Clear lenses

Approvals and specifications

Bulbs will be supplied (dependant on order quantity) if a voltage is specified. These lampholders are suitable for up to 50V max.

Colours - Red, Amber, Green, (Clear & Blue, check availability).
Brass bodies have polished chrome finish.

Dimensions and Options



F0445 MO
P.V.C. Insulating terminal cover.



Terminal	Type	Sealed	Colour	Bulb Voltage	Options	Panel				Lens	Approval	
C 6.3 x 0.8	1090 MES (E10)	S Sealed	R Red	6 6V	C Chrome Bezel Finish	1090 (MES lamps)				F Flat 		
			Y Yellow	12 12V		Panel Hole Dia	Body Material	Dim A	Dim B			
			G Green	24 24V		A	19.0	Brass	35.0			22.0
			B Blue	Max of 50V		D	19.0	Brass	30.2			22.0
T Solder	1091 MBC (BA9s) (C and S Terminals only)		C Clear			1091 (MBC lamps)				V MES (E10) 		
						Panel Hole Dia	Body Material	Dim A	Dim B			
						B	19.0	Brass	36.0			22.0
S Screw and Clamp						C	19.0	Nylon	36.6	22.0	L No lens	
						Q	19.0	Nylon (Chrome twin)	36.6	22.8		
						M	25.4	Brass	38.1	31.5		

LED Lamps and LED Lampholders

LED Lampholders can be supplied with or without LEDs



Key Features





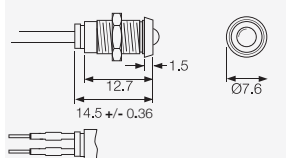






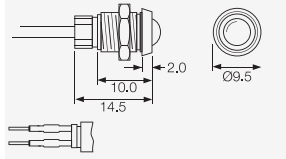




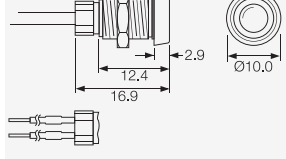




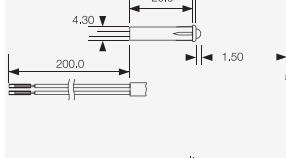




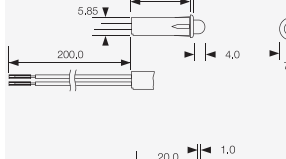




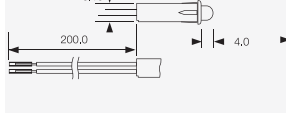
- ⬡ LED lampholders
- ⬡ Supplied with or without LEDs
- ⬡ Black or Chrome finish

Colours and voltages:

Colours: Red, Yellow, Green and Blue LEDs
(High Intensity is standard. Option of extra super bright).

Voltages: LEDs are available for direct connection to 2.0/2.2V or 12Vdc

For other voltages contact sales.

Terminal	Type	Sealed	Body Colour	LED Colour	Voltage	Panel Cutout	Approval	Dimensions
W LED fitted A LED not fitted L LED & Wires fitted	(W) 1047 OO 	S Sealed	B Black	R Red	1 LED Resistor	 6.3  6.3max  T85		
W LED fitted A LED not fitted L LED & Wires fitted	(L) 1048 OO 		Blank	Y Red	4 6Vdc LED			
W LED fitted A LED not fitted L LED & Wires fitted	(L) 1048 OO 			G Green	5 12Vdc LED			
W LED fitted A LED not fitted L LED & Wires fitted	(L) 1048 OO 			B Blue	6 24Vdc LED	 8.0  5.5max  T85		
W LED fitted A LED not fitted L LED & Wires fitted	(W) 1050 OO 					 8.0  7.0max  T85		
W LED fitted L LED & Wires fitted	(L) 1035 OA 					 4.5  0.9-1.6  T85		
W LED fitted L LED & Wires fitted	(L) 1036 OA 					 6.0  0.9-1.6  T85		
W LED fitted L LED & Wires fitted	(L) 1037 OA 					 6.35  0.9-1.6  T85		

LED Lamps and LED Lampholders

Sealed to IP67








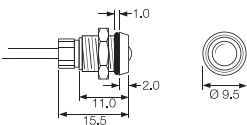




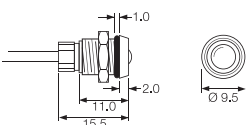








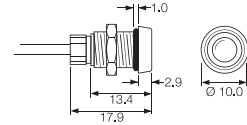






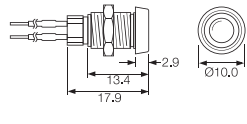

Key Features

- ⊞ IP67 front bezel sealing
- ⊞ LED lampholders
- ⊞ Supplied with or without LEDs
- ⊞ Black or Chrome finish

Colours and voltages:

Colours:
Red, Yellow Green and Blue LEDs.
(High Intensity is standard. Option of extra super bright).

Voltages:
LEDs are available for direct connection to 2.0/2.2V or 12Vdc.
For other voltages contact sales.

Terminal	Type	Sealed	Body Colour	LED Colour	Voltage	Panel	Approvals	Dimensions
W LED fitted 	(W) 1047 OO 	S Sealed	B Black	R Red	1 LED Resistor	 8.0  5.5 max		(W) 1047 OO 
				Y Red	4 6Vdc LED	 T85		
A LED not fitted			— Blank	G Green	5 12Vdc LED	 8.0  5.5max		(L) 1048 OO 
				B Blue	6 24Vdc LED	 T85		
L LED & Wires fitted 	(L) 1048 OO 							
W LED fitted 	(W) 1050 OO 					 8.0  7.0max		(W) 1050 OO 
				Y Red	4 6Vdc LED	 T85		
A LED not fitted								
L LED & Wires fitted 	(W) 1050 OO 					 8.0  7.0max		(W) 1050 OO 
				Y Red	4 6Vdc LED	 T85		

Properties

Sealing
O-ring sealing equivalent to IP67, of both the LED to bezel, and bezel to panel is available where shown.

Polarity
The nylon base mouldings are polarity marked.

Body Material and Finish
Chromed brass or Black oxide coated brass.

Lampholders only
Items prefixed 'A' are supplied without LEDs.

LED wires or PVC covered wire leads
125mm min length wires, 6.3mm standard strip.
Alternative colours, length and strip available.

Indicator Lights - Sealed to IP67



Key Features

- IP67 Panel Sealing
- Supplied complete with gaskets/'O' rings
- Neon, LED, mains LED or filament lamp
- Bezel sizes from 7.6 to 22.9mm diameter
- Red, amber, green, blue and clear lenses
- Red, yellow, green, blue and white LEDs
- Wide choice of styles

Colours and voltages:



Available with Red, Amber, Green or Clear lenses
100/130V (marked 110V),
200/250V (marked 230V)

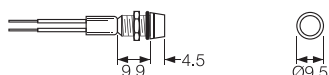
Red, Yellow, Green, Blue, White
2.0/2.2V
Resistors for other voltages available.

Red, Yellow, Green, Blue, White
110-230V ac operation.

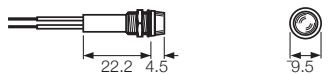
Available with Red, Amber, Green, Clear or Blue lenses
6V, 12/14V, 24/28V.

Terminal	Type	Sealed	Illumination	Colour	Voltage	Option	Panel Cutout	Approval
L	(L) 1041 OS 	S Sealed	 	R Red A Amber	1 LED Resistor 2 125V Neon	C Chrome Bezel Finish	6.3 5.3max	
L	(L) 0245 OS 		 	G Green B Blue (Special)	3 250V Neon		7.1 4.6max	
L C 6.3 K 2.8 H 4.8	(C) 0275 OS 		 	C Clear	4 6Vdc LED 5 12Vdc LED		10.0 11.15max	
L C 6.3 K 2.8 H 4.8	(C) 0277 OS 		 	LED R Red	6 24Vdc LED		10.0 11.15max	
L 6.3 C 4.8 K 2.8 H	(C) 0177 OS 		 	Y Yellow G Green	7 12/14V Filament 8 24/ 28V Filament		12.7 11.15max	
L 6.3	(C) 1092 FFS 		 	B Blue W White	9 125/250Vac LED		19.0 4.0 max	

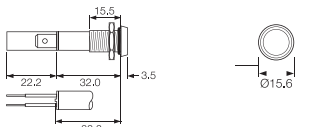
(L) 1041 OS



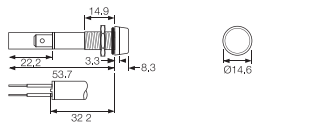
(L) 0245 OS



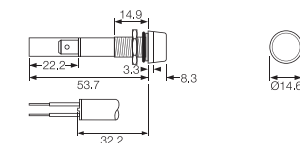
(C) 0275 OS



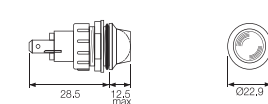
(C) 0277 OS



(C) 0177 OS



(C) 1092 FFS



Indicator Lights - Sealed to IP67



Key Features

- ⊖ IP67 Panel Sealing
- ⊖ Supplied complete with gaskets/'O' rings
- ⊖ Neon, LED, mains LED or filament lamp
- ⊖ Bezel sizes from 7.6 to 22.9mm diameter
- ⊖ Red, amber, green, blue and clear lenses
- ⊖ Red, yellow, green, blue and white LEDs

Colours and voltages:

These lampholders are suitable for up to 50V max. Bulbs will be supplied (dependent on order quantity) if a voltage is specified. Colours - Red, Amber, Green, (Clear & Blue, check availability).

Terminal	Type	Sealed	Colour	Bulb Voltage	Options	Panel	Approvals	Dimensions
C 6.3	C1090 FPS (MES) 	S Sealed	R Red	6 6V	C Chrome Bezel Finish	19.0		 30,2 12,5 max
			A Amber	12 12V		4.0max		
C 6.3	C1091 FQS (MBC) 		G Green	24 24V		7.1		 35,0 12,5 max
			B Blue (Special)			4.6max		
T	T0062 AOS (Midget flange) Chrome bezel T0063 AOS (LES) Chrome bezel 		C Clear			10.0		 21,3 9,1
T	T0062 MOS (LES & Midget flange) T0063 MOS (LES) 					10.0		 21,3 9,5

F0445 MO
P.V.C. Insulating terminal cover.
For use with C1090 & C1091



Terms and Conditions of Sale

All orders are accepted subject to our Standard Terms & Conditions. Copies of these are available:
www.elektron-technology.com/terms/

Health & Safety

Bulgin proprietary components are designed, manufactured, assessed and tested to comply with good commercial quality and engineering standards. They are safe and reliable in use within the vast majority of normal environments. In the interest of safety, application in certain extreme destructive or unsuitable environments must be avoided. The following restrictions are given as guidance:

- External or wet areas (exposed to rain or spray), except where designated "Sealed".
- Atmospheres designated as "explosive", except where designated "Gas Tight" or "Explosion Proof".
- Highly corrosive atmospheres or subject to contamination by corrosive chemicals. (Avoid the use of corrosive acid soldering flux. Use an approved Electrical Grade).
- Atmospheres containing a high density of abrasive dust (mechanically operated components).
- Contamination with Silicone or Silicone Compounds (switches).
- Areas or levels unprotected from severe impact by heavy bodies moving in close proximity - (panel mounted components).
- Extremes of temperatures, beyond the specified limits.
- Electric supply voltage or load current above the published maximum ratings.

General

To ensure electrical safety as far as is reasonably practical, these products should be properly applied, installed and maintained by or under the supervision of competent persons in accordance with good engineering practice.

Dimensions

All dimensions are in millimetres (mm) unless otherwise stated.

The CE Marking Directive

Equipment bearing the CE mark is allowed free circulation throughout Europe. The products in this catalogue, when installed correctly, comply with the CE requirements where it relates to them.

The Low Voltage Directive

The Low Voltage Directive 2006/95/EC seeks to ensure that electrical equipment within certain limits both provides a high level of protection for European citizens and enjoys a single market in the European Union. Where applicable, Bulgin products comply with the requirements of this directive.

RoHS

These European Directives introduced environmental responsibilities for electrical and electronics equipment manufacturers. The RoHS (Restriction of use of certain Hazardous Substances) regulation (Directive 2002/95/EC) came into force July 2006. The WEEE (Waste Electrical and Electronic Equipment) regulation (Directive 2002/96/EC), came into force January 2007.

The RoHS directive effectively bans the use of certain chemicals, these are defined as:

- Lead
- Cadmium
- Mercury
- Hexavalent Chromium
- Polybrominated Biphenyl (PBB) - flame retardant
- Polybrominated Diphenyl Ether (PBDE) - flame retardant (including Deca BDE)

Action has been taken to ensure all standard products meet the requirements of this directive. All packing carries RoHS compliance information as conformation.

REACH

REACH (Registration, Evaluation, Authorisation and Restriction of Chemicals) is the new system for controlling chemicals in Europe and became law in the UK on 1 June 2007. Elektron Technology as a manufacturer of articles, are reliant on our supply chain to ensure that the substances/articles we use, are in compliance with the EC1907/2006, REACH Regulations.

Our articles and their packaging, based on our knowledge at this point, do not contain any of the 15 substances on the SVHC Candidate List, dated 28th October 2008, nor any of the 14 substances added to the SVHC Candidate List, dated 13th January 2010, nor Acrylamide added to the SVHC Candidate List, dated 30th March 2010, according to article 59 (1, 10) of Regulation (EC) No. 1907/2006 (REACH), in a concentration above 0.1% weight by weight.

If this situation changes we confirm that this information will be passed through the supply chain in a timely manner.

X-ON Electronics

Largest Supplier of Electrical and Electronic Components

Click to view similar products for [LED Panel Mount Indicators](#) category:

Click to view products by [Bulgin](#) manufacturer:

Other Similar products are found below :

[607-3232-140F](#) [821-0331-503](#) [FL2870C8R](#) [FL2950WL7B](#) [FL2950WL8G](#) [FL589WL8R](#) [FL67C8R](#) [H8630FBBA3](#) [NL177WL2A](#)
[NL177WL3G](#) [NL276C2A](#) [NL2950BWL3G](#) [NL589WL2R](#) [NL67C2C](#) [NL67C3R](#) [C480AABG3](#) [PB22BM41K](#) [PB22SIM40Y](#)
[PB22SKRS31KC](#) [L32R-R2-2311](#) [L3353-MWRG](#) [L39UR-R24-2111](#) [L58D-G2-W](#) [L58D-Y2-W](#) [L59D-R12-W](#) [L59UD-R12-W](#) [L625DG](#)
[L625DR](#) [LE177WL39007](#) [LE2821H5G](#) [LH1048BSWL3702](#) [LH1048BWL3702](#) [LH382A](#) [LH677G](#) [LHM628A](#) [FL276WL7R](#)
[FL2950BWL7R](#) [FL2950WL7R](#) [FL2950WL8R](#) [FL2950WL8R-12](#) [FL2951WL8G](#) [FL2951WL8R](#) [FL589C7R](#) [FL67WL8G](#) [MPC5BCW18.0](#)
[556-1605-808F](#) [556-1705-809F](#) [556-3008-839F](#) [558-0201-818F](#) [559-0001-813F](#)