

# 1550 Standard & 1350 High Inrush Switches 150A to EN61058-1 and 16A 250Vac



- ▶ Standard rocker switch
- ▶ 1350/53 high inrush
- ▶ Choice of switching circuits including 3 position
- ▶ Push-on, solder and PCB terminals
- ▶ Choice of bezel styles
- ▶ Choice of panel cut outs
- ▶ Matching indicator
- ▶ Double pole
- ▶ Splashproof option
- ▶ Bezel size 'A' style 30.2 x 25.0



## 1550 Series 16(4)A 250Vac T125

UL CSA 16A 250Vac, (2 posn) 250Vac 1hp, 125Vac 1/2hp, (3 posn) 250 Vac 1/2hp, 125Vac 1/4hp.  
UL 85°C, file E45221, CSA file LR10990.



20A 28Vdc.



## 1350 series 16(4)A 250Vac T85 1E4 (10,000 Ops.)

On request 16(6)A 250Vac T125 5E4 (50,000 Ops.)  
150A Inrush to EN61058-1.



UL CSA 20A 250Vac 1hp, 125Vac 1/2hp.

UL 72Vdc 7A, 36Vdc 14A.

UL 85°C, file E45221, CSA file LR10990.



20A 24Vdc



RoHS compliant

3mm contact gap except if marked  $\mu$ .

Technical data on pages 4 & 5 (switches), 66 (indicators).

NON-LIT		LIT		
<b>B</b> BLACK	<b>B</b> BLACK	<b>A</b> AMBER	<b>X</b> ROCKER COLOR R,G,W,B	
<b>R</b> RED	<b>R</b> RED	<b>C</b> CLEAR	<b>2</b> 125V NEON	
<b>W</b> WHITE	<b>W</b> WHITE	<b>G</b> GREEN	<b>3</b> 250V NEON	
		<b>R</b> RED	<b>7</b> 12V INCANDESCENT	

## C 1353 A L B R 2 602AW

TERMINAL CODE	FUNCTION CODE	ROCKER CODE	BODY CODE	BODY COLOR	ROCKER COLOR	LAMP VOLTAGE OR "ON LIGHT"	LEGEND & OPTIONS
---------------	---------------	-------------	-----------	------------	--------------	----------------------------	------------------

## ORDER FORMAT

TERMINAL	FUNCTION	ROCKER
<b>C</b>  6.3 x 0.8 9.1	Approvals & ratings vary with function ON OFF Switches - ON when pressed over terminal 1 	<b>A</b> Softline Matt  Lit (not momentary) <b>B</b> Splashproof (with Arcshield) <b>V</b> Curved  Matt or gloss Gloss only Lit (not momentary) <b>W</b> Splashproof (with Arcshield) <b>P</b> Lit window Matt  Lit (not momentary) <b>X</b> Two color Matt  (ON OFF only - not momentary) <b>F</b> Flat lens Gloss (0480 only)  Top view <b>A</b> Softline lens Matt (0480 only) as F but with raised profile  <b>R</b> Round 
<b>H</b>  4.8 x 0.8* 9.1	<b>Standard 1550</b> <b>High Inrush 1350</b> ON - OFF 	
<b>K</b>  2.8 x 0.8* 9.1 2.0 1.2	<b>1551</b> <small>HP rating N/A</small> ON - OFF (momentary ON)  <b>1552</b> <small>HP rating N/A</small> ON - OFF (momentary OFF) 	
<b>T</b>  Solder 7.0 02.1	<b>1553</b> <small>Not W, X or B rocker</small> <b>1353</b> <small>Not W, X or B rocker</small> ON - OFF Lit 	
<b>U</b>  Right angle T Solder (Not DP) 3.2 02.1	<b>1560</b> $\mu$ ON - ON  <b>1561</b> $\mu$ <small>HP rating N/A</small> ON - ON (momentary 1 side)  <b>1562</b> $\mu$ <small>In house tests only</small> 2 Circuit ON - ON  <b>1570</b> $\mu$ <small>125V &amp; 250V 1/2 HP            H terminal rated T100 only</small> ON - OFF - ON 	
<b>X</b>  PCB 0.8Sq* 9.1 4.0	<b>1571</b> $\mu$ <small>HP rating N/A            H terminal rated T100 only</small> ON - OFF - ON (momentary 1 side)  <b>1572</b> $\mu$ <small>HP rating N/A            H terminal rated T100 only</small> ON - OFF - ON (momentary 2 sides)  <b>1484</b> $\mu$ <small>In-house tested to 10(3)A 250Vac            (B rocker only)</small> 3 position selective OFF - A - A+B  <b>1487</b> $\mu$ <small>In-house tested to 10(3)A 250Vac            (B rocker only)</small> 3 position selective A - B - C (link not supplied)  <b>0480</b> <small>X terminal N/A</small> Indicator Technical data on page 66 	

\*Contact factory for details on 1350 series



C1350AL ---



C1550XL ---



C1553PL ---



C1553RA ---  
Shown with M614 bezel cover



C0480AL ---



Optional snap-in M441 barrier



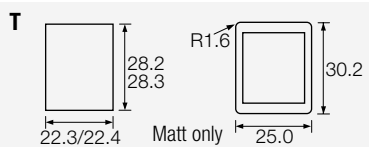
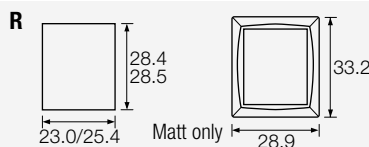
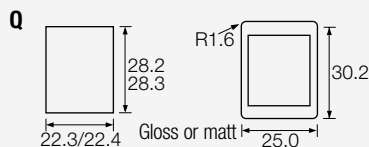
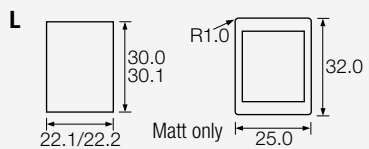
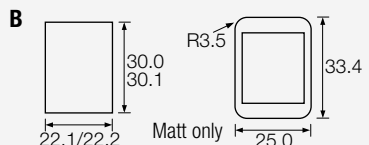
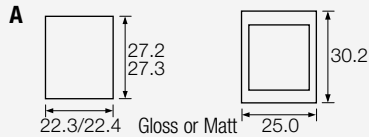
C1553AA with additional M616 guard  
Cut-out 22.0/22.1 x 29.4/29.5  
Guard accepts "A" body only



C0480RA ---

**BODY**

Panel cut-out \* Bezel  
Cut-outs must be punched in the direction of insertion



**OPTIONS**

**Finish** Matt is standard

**Color** Call factory for custom colors.  
A full range is available for large orders

**Legend printing** Select from the examples or call factory for custom legends

**Lamp voltage** Call factory for details

**Hole blanking plug A0494 - -**  
Dummy units to fill unused panel holes

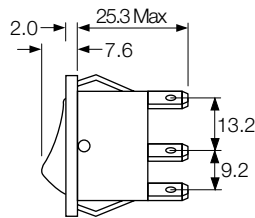
**Protective cover** (designed to IP65)  
Snaps on to A, L, Q or T bodies  
(add G72 as a suffix). This reduces panel thickness by 1 mm.



Panel sealing washer W42 is available for the above body sizes but reduces panel thickness by a further 0.8mm.  
Covers are not suitable for momentary types.

For all options call the factory

**DIMENSIONS (mm)**



Terminal spacing - Poles 10.2 between centres

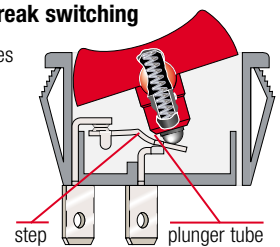
**Panel thickness**

- A,Q** 0.75 to 3.3mm
- L,B,T** 0.75 to 2.5mm
- R** 0.75 to 3.0mm

\* For cut-out details on momentary switches call the factory.

**1350 High inrush, positive break switching**

The 1350 series mechanism ensures contact welds formed at switch-on, are positively separated by the plunger tube acting directly on the step in the moving contact.



**Examples of our range of legend printing**

( ) is legend color B-Black, W-White, R-Red



602A(W)



730(W)



822(W)

## X-ON Electronics

Largest Supplier of Electrical and Electronic Components

*Click to view similar products for [Rocker Switches](#) category:*

*Click to view products by [Bulgin](#) manufacturer:*

Other Similar products are found below :

[LTILA6E-1S-WH-RC-FN12VXCR1](#) [6-1571986-9](#) [8007K26N324V52](#) [8055K23Z7V](#) [8055K32Z7V](#) [8055K52Z7V](#) [8138K20E6M50](#) [84206L](#)  
[84312LX](#) [PREDD5-07F-BB0GW](#) [999-16716-002](#) [999-16716-003](#) [999-16716-004](#) [A101J1V3Q004](#) [A101J2ZQ004](#) [A101J4ZQ004](#)  
[A101J51CB0004](#) [A103J1ZQ004](#) [A201J1AQ004](#) [A201J3ZB004](#) [A201J50ZQ004](#) [A203J51ZQ0004](#) [A435S1YZQ](#) [H8500XBBBBL-A](#)  
[H8653VBBG2577W](#) [HB130CHNWWNAAC](#) [R13112ABB-602W](#) [1251.0303](#) [AE205J60V3B004](#) [1352.0107](#) [1571099-3](#) [1571987-4](#)  
[1571987-5](#) [1571989-7](#) [1571988-5](#) [B123J77V7B2](#) [B226J50W4Q22P](#) [B433J37ZQ22M](#) [160212E](#) [1634200-7](#) [1801.1164](#) [1839.1502](#) [PANEL-](#)  
[PLUG-VHP-BLACK](#) [PANEL-PLUG-VHP-WT](#) [K1ABBSCADN](#) [KG312A2DXD246X](#) [250011E714](#) [2600HM11E](#) [2600R21E](#) [260413E](#)