

1500 Standard & 1300 High Inrush Switches 150A to EN61058-1 and 16A 250Vac

rocker switches



- ▶ Standard rocker switch
- ▶ Non-illuminated
- ▶ 1300 high inrush current
- ▶ Choice of switching circuits including 3 position
- ▶ Choice of bezel styles
- ▶ Choice of 6 panel cut outs
- ▶ We match all major brands
- ▶ Matching indicator
- ▶ Single pole
- ▶ Splash resistant option
- ▶ Panel cut out 'A' style: 27.3 x 12.3mm

1500 Series 16(4)A 250Vac T125
 UL CSA 16A Non Ind 250Vac, (2 posn) 250Vac 1hp, 125Vac 1/2hp, (3 posn) 250Vac 1/2hp, 125Vac 1/4hp
 UL 10A 14Vdc 'T' (1500 and 1510 only)
 UL 85°C, file E45221, CSA file LR10990

10A 24Vdc

1300 series 16(6)A 250Vac T125 5E4 (50,000 Ops.)
 150A Inrush to EN61058-1

UL CSA 20A 250Vac 1hp, 125Vac 1/2hp
 UL 85°C, file E45221, CSA file LR10990

20A 24Vdc

RoHS compliant

3mm contact gap except if marked μ.
 Technical data on pages 4 & 5 (switches), 6 (indicators).

NON-LIT		LIT		
B BLACK	R RED	B BLACK	R RED	A AMBER
R RED	W WHITE	R RED	W WHITE	C CLEAR
W WHITE		W WHITE		G GREEN
				R RED

'X' ROCKER COLOR R,G,W,B
 2 125V NEON
 3 250V NEON
 7 12V INCANDESCENT

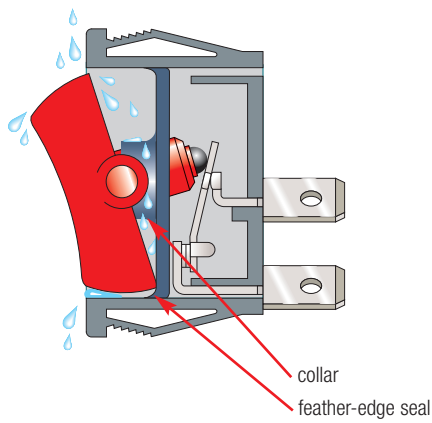
C 1300 A L B B - 602AW

TERMINAL CODE FUNCTION CODE ROCKER CODE BODY CODE BODY COLOR ROCKER COLOR LAMP VOLTAGE OR "ON LIGHT" LEGEND & OPTIONS

ORDER FORMAT

TERMINAL	FUNCTION	ROCKER
<p>C</p> <p>6.3 x 0.8 9.1</p>	<p>Approvals & ratings vary with function ON OFF Switches - ON when pressed over terminal 1</p>	<p>A Softline Matt</p>
<p>H</p> <p>4.8 x 0.8* 9.1</p>	<p>Standard 1500</p> <p>High Inrush 1300 *L* body only Approvals apply to C & T terminals only</p> <p>ON - OFF</p>	<p>B Splash resistant (with Arcshield) Matt</p>
<p>K</p> <p>2.8 x 0.8* 9.1 2.0 1.2</p>	<p>1501 HP rating N/A</p> <p>ON - OFF (momentary ON)</p>	<p>H Slotted (for custom Adaptors) not momentary</p>
<p>T</p> <p>2.8 x 0.8* 7.0 0.21 Solder</p>	<p>1502 HP rating N/A</p> <p>ON - OFF (momentary OFF)</p>	<p>V Curved Matt or gloss</p>
<p>U</p> <p>2.8 x 0.8* 3.2 0.21 Right angle "T" solder terminal</p>	<p>1510 μ HP rating N/A</p> <p>ON - ON</p>	<p>W Splash resistant (with Arcshield) Matt</p>
<p>X</p> <p>4.0 9.1 PCB 0.8Sq* *N/A for 1300 series</p>	<p>1511 μ HP rating N/A</p> <p>ON - ON (momentary 1 side)</p>	<p>X Two color Matt ON - OFF only (not momentary)</p>
	<p>1520 μ 125V & 250V 1/2 HP H terminal rated T100 only</p> <p>ON - OFF - ON</p>	<p>F Flat lens Gloss (0430 only)</p>
	<p>1521 μ HP rating N/A H terminal rated T100 only</p> <p>ON - OFF - ON (momentary 1 side)</p>	<p>A Softline lens Matt (0430 only) as F but with raised profile</p>
	<p>1522 μ HP rating N/A H terminal rated T100 only</p> <p>ON - OFF - ON (momentary 2 sides)</p>	
	<p>430 X terminal N/A</p> <p>Indicator Technical data on page 6</p>	

Splash Resistant



1500 W and B splash resistant options

Feather edge seals and a close fitting collar protect current carrying parts from moisture. B option has Hytrel collar/seals for enhanced protection.



C1500AR
T1500AR



C1500AL
T1500AL



C1500XL
T1500XL



C1510AL
T1520AL



C1520AL
T1520AL

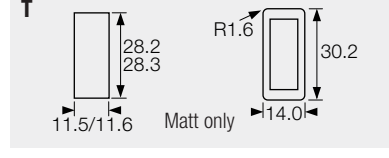
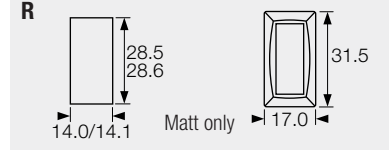
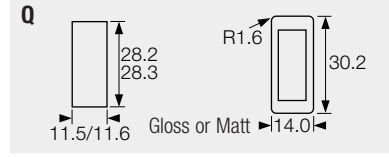
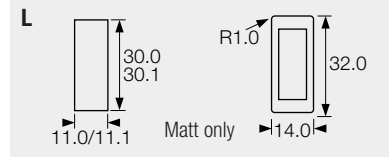
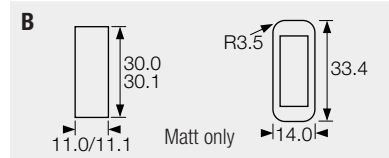
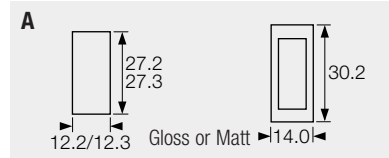


C430AL
T430AL

rocker switches

BODY	OPTIONS
------	---------

Panel cut-out * Bezel
Cut-outs must be punched in the direction of insertion



Finish Matt is standard
Color Call factory for custom colors
A full range is available for large orders

Legend printing Select from the examples or call factory for custom legends

Lamp voltage Call factory for details

Hole Plug 1530BB Dummy units to fill unused panel holes

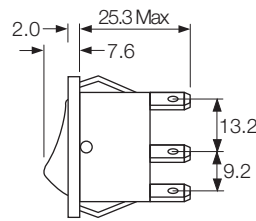
Protective cover (designed to IP65)
Snaps on to A, L, Q or T bodies (add G74 as a suffix).
This reduces panel thickness by 1mm.



Panel sealing washer W46 is available for the same body sizes but reduces panel thickness by a further 0.8mm.
Covers are not suitable for momentary types.

For all options call the factory

DIMENSIONS (mm)



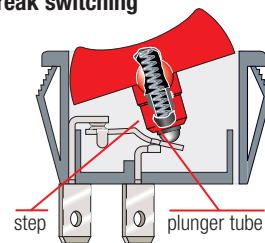
Panel thickness

A, Q	0.75 to 3.3mm
L, B, T	0.75 to 2.5mm
R	0.75 to 3.0mm

* For cut-out details on momentary switches call sales

1300 High inrush, positive break switching

The 1300 series mechanism ensures contact welds formed at switch-on are positively separated by the plunger tube acting directly on the step in the moving contact.



Examples of our range of legend printing

() is legend color B-Black, W-White, R-Red



602A(W)



730(W)



822(W)

X-ON Electronics

Largest Supplier of Electrical and Electronic Components

Click to view similar products for [Rocker Switches](#) category:

Click to view products by [Bulgin](#) manufacturer:

Other Similar products are found below :

[LTILA6E-1S-WH-RC-FN12VXCR1](#) [6-1571986-9](#) [8055K23Z7V](#) [8055K52Z7V](#) [8138K20E6M50](#) [PREDD5-07F-BB0GW](#) [999-16716-002](#)
[999-16716-003](#) [999-16716-004](#) [A101J1V3Q004](#) [A101J2ZQ004](#) [A101J51CB0004](#) [A103J1ZQ004](#) [A201J1AQ004](#) [A201J50ZQ004](#)
[A435S1YZQ](#) [H8653VBBG2577W](#) [HB130CHNWWNAAC](#) [R13112ABB-602W](#) [1251.0303](#) [1352.0107](#) [AML25GBF2AA03GR](#) [1500G51E](#)
[1571099-3](#) [1571987-4](#) [1571987-5](#) [1571988-5](#) [B123J77V7B2](#) [B226J50W4Q22P](#) [B433J37ZQ22M](#) [160212E](#) [1634200-7](#) [1801.1164](#) [PANEL-](#)
[PLUG-VHP-BLACK](#) [PANEL-PLUG-VHP-WT](#) [K2ABAAAAAA](#) [250011E714](#) [2600R21E](#) [260413E](#) [2639LH/2A7/127000L0](#) [LL3AZXX-](#)
[100-XGT1](#) [LL3AZXX-100-XHS1](#) [LL3AZXX-100-XSD1](#) [30-695B](#) [160311E](#) [A103J3ZQ004](#) [A201J61ZQ0004](#) [1852.1102](#) [1890.1104](#)
[191.081.011](#)