

# 6050 DP Splashproof Switches - & Twins # 16A 250Vac



- ▶ Water thru design
- ▶ Ratings up to 20A, 277V ac
- ▶ High in-rush (ON-OFF types)
- ▶ Positive switch action
- ▶ Distinctive styling
- ▶ Illuminated & non-illuminated
- ▶ Double pole
- ▶ Bezel size: 31.5 x 25mm



European 16(4)A 250Vac T125, 10A 400Vac T125

UL CSA 20A 277Vac, 250Vac 1 1/2hp, 125Vac 1hp  
UL 100°C, file E45221, CSA file LR10990

In house test

Inrush 150A\* to EN61058-1

8(8)A 250Vac T125 5E4 on 6050 only

\* applies to non-momentary types



RoHS compliant

3mm contact gap with Positive Break switching.

# Call factory for IP details on Twin units.

Technical data on pages 4 & 5 (switches), 66 (indicators).  
Patent app.


NON-LIT			LIT		
<b>B</b> BLACK	<b>B</b> BLACK	<b>A</b> AMBER	<b>2</b> 125V NEON		
<b>R</b> RED	<b>R</b> RED	<b>C</b> CLEAR	<b>3</b> 250V NEON		
<b>W</b> WHITE	<b>W</b> WHITE	<b>G</b> GREEN	<b>7</b> 12V INCANDESCENT		
		<b>R</b> RED			

**C 6053 A L B R 2 1197W**

## ORDER FORMAT

TERMINAL CODE    FUNCTION CODE    ROCKER CODE    BODY CODE    BODY COLOR    ROCKER COLOR    LAMP VOLTAGE IF REQUIRED    LEGEND & OPTIONS

TERMINAL	FUNCTION		ROCKER
<b>C</b>  6.3 x 0.8	Approvals & ratings vary with function ON OFF Switches - ON when pressed over terminals 3 & 6 		<b>A</b> Softline Matt 
<b>H</b>  4.8 x 0.8	<b>6050</b> ON - OFF	<b>6060</b> ON - ON	<b>A</b> Softline Matt   <b>A</b> Softline Matt  Lit
	<b>6051</b> ON - OFF (momentary ON)	<b>6061</b> ON - ON (momentary 1 side)	
	<b>6052</b> ON - OFF (momentary OFF)	<b>6062</b> 2 Circuit ON - ON <small>In house tests only</small>	
	<b>6053</b> ON - OFF Lit	<b>6066</b> ON - ON (Single pole) (isolated light)	
	<b>6054</b> ON - OFF (momentary ON) Lit	<b>6067</b> ON - ON Lit	
	<b>6055</b> ON - OFF (Single pole) (momentary ON) Lit	<b>6068</b> ON - ON 1pole ON - OFF Lit 1pole	
	<b>6056</b> ON - OFF (Single pole) Isolated light	<b>6090</b> ON - OFF 1pole ON - OFF Lit 1pole	
	<b>6057</b> ON - OFF Isolated light	<b>6091</b> ON - OFF (momentary ON) Lit	
	<b>6058</b> ON - OFF (Single pole) Lit	<b>6092</b> ON - OFF 1 pole ON - ON 1 pole Lit	
<b>S</b>  Screw & Clamp N/A for assemblies with 3 terminals in either pole	<b>6059</b> ON - OFF (Single pole) (momentary ON) Isolated light	Circuits are Double Pole unless described otherwise	<b>P</b> Lit Window Matt    Lit Window



**Splashproof to IP44**

Current carrying parts are protected from moisture. Droplets which may enter the switch are channelled out through ports in the switch body

For IP65 see options below



C6050AL



C6053AL



C6053PL



C6000/6000AL



C6003/60003PL

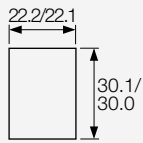


C6003P/6030AL

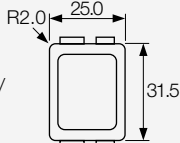
**BODY**

**L Double pole**

Panel cut-out \*



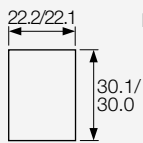
Bezel



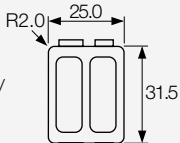
**L Twin units**

Contact factory for information on splashproofing and IP ratings

Panel cut-out \*



Bezel



**OPTIONS**

**Finish** Matt is standard

**Color** Call factory for custom colors  
A full range is available for large orders

**Legend printing** Select from the examples or call factory for custom legends

**Lamp voltage** Call factory for details

**Protective cover** (designed to IP65 #)  
The 6000 series is a water thru design. For a higher level of sealing, a snap on cover is available (add suffix G72). This reduces panel thickness by 1mm.



Panel sealing washer W42 is available but reduces panel thickness by a further 0.8mm. Covers are not suitable for momentary types.

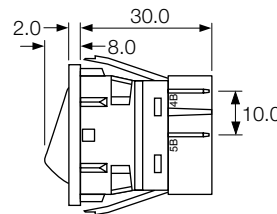
**IP Ratings** Call the factory for details

**Terminal Link P1067** connects the poles of a double pole switch or twin unit

# Mounting orientation may affect IP rating

For all options call the factory

**DIMENSIONS (mm)**



Terminal spacing - Poles 10.5 between centres

**Panel thickness**

L 0.75 to 3.0mm

\* For cut-out details on momentary switches call the factory

**Examples of our range of legend printing**

( ) is legend color B-Black, W-White, R-Red



1196(W)



1197(W)

Cut-outs must be punched in the direction of insertion

## X-ON Electronics

Largest Supplier of Electrical and Electronic Components

*Click to view similar products for [Rocker Switches](#) category:*

*Click to view products by [Bulgin](#) manufacturer:*

Other Similar products are found below :

[LTILA6E-1S-WH-RC-FN12VXCR1](#) [6-1571986-9](#) [8007K26N324V52](#) [8055K23Z7V](#) [8055K32Z7V](#) [8055K52Z7V](#) [8138K20E6M50](#) [84206L](#)  
[84312LX](#) [PREDD5-07F-BB0GW](#) [999-16716-002](#) [999-16716-003](#) [999-16716-004](#) [A101J1V3Q004](#) [A101J2ZQ004](#) [A101J4ZQ004](#)  
[A101J51CB0004](#) [A103J1ZQ004](#) [A201J1AQ004](#) [A201J3ZB004](#) [A201J50ZQ004](#) [A203J51ZQ0004](#) [A435S1YZQ](#) [H8500XBBBBL-A](#)  
[H8653VBBG2577W](#) [HB130CHNWWNAAC](#) [R13112ABB-602W](#) [1251.0303](#) [AE205J60V3B004](#) [1352.0107](#) [1571099-3](#) [1571987-4](#)  
[1571987-5](#) [1571989-7](#) [1571988-5](#) [B123J77V7B2](#) [B226J50W4Q22P](#) [B433J37ZQ22M](#) [160212E](#) [1634200-7](#) [1801.1164](#) [1839.1502](#) [PANEL-](#)  
[PLUG-VHP-BLACK](#) [PANEL-PLUG-VHP-WT](#) [K1ABBSCADN](#) [KG312A2DXD246X](#) [250011E714](#) [2600HM11E](#) [2600R21E](#) [260413E](#)