

*A prototyping board designed for the Hammond 1590B die-cast aluminum enclosure.*

## Features

*ProtoBoard* saves time! The PCB is designed specifically for the Hammond 1590B box. No cutting is required.

Mounting holes are provided with adhesive standoff to attach the PCB to the inside of the box without drilling. The PCB may be attached to the bottom or the cover.

The convenient 2-hole ProtoBoard pattern provides an easy way to connect parts while maximizing usable board area.



**Lead free** etched copper PCB with an anti-tarnish coating for easy soldering.

## PCB Specifications

- High-quality FR4 glass epoxy board.
- PCB fits in the bottom of box or the top lid.
- Two 1/8" PCB mounting holes sized for 4-40 screws.
- Two adhesive standoffs provided.
- Single sided, 1oz/ft<sup>2</sup> copper PCB
- 0.042" holes drilled on 0.1" centers
- PCB Size 4.05 x 2.05 in. (103 x 53mm)

**Order Part# PR1590B (for PCB only)**

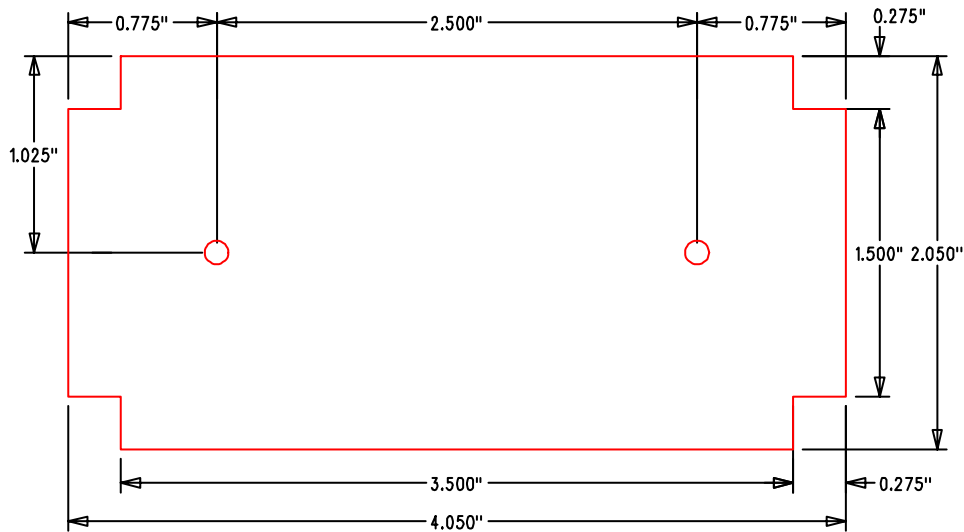
## Board Layout (actual size)



**PR1590B Prototyping Board shown with the Hammond 1590BBK box (box not included).**

**To purchase the PCB + Box together, order BPS part# KIT-1590B-BK**

## PCB Mechanical Dimensions



1. PCB is symmetrical in the X and Y directions.
  2. All solder pads and mounting holes are located on a 0.100" grid.
- PCB Design Copyright 2005 BusBoard Prototype Systems Ltd.

## Hammond 1590B Hand Held Case Features

Note: The box is **NOT** included with BPS part# PR1590B.

The box is included with part# KIT-1590B (bare metal box) or KIT-1590B-BK (black box).

**Rugged diecast aluminum alloy electronic instrument enclosure.**

**Tough - yet easy to machine.**

Lap joint construction provides protection from dust and splashing water and also provides for improved EMI/RFI shielding. Designed to meet IP54 dust and water protection standard.

Unpainted box is vibra finished for a smooth surface with no sharp edges.

Four 6-32 x 1/2" machine screws (included) secure lid into factory tapped holes.

Box Size 4.39 x 2.34 x 1.06 in. (112 x 60 x 27 mm)

To order the box by itself order Hammond part# 1590B (unfinished) or 1590BBK (black).

Blue, Green, Gray, Orange, Purple, Red, and Yellow colors also available.

See <http://www.hammondmfg.com/dwg.htm>  
[http://www.hammondmfg.com/dwg\\_SBVer.htm](http://www.hammondmfg.com/dwg_SBVer.htm)

© 2013 BusBoard Prototype Systems Ltd.



**BusBoard Prototype Systems - Built for designers**

[www.BusBoard.com](http://www.BusBoard.com) sales@busboard.com

BPS-MAR-PR1590B-001 Rev 4.00



1590BGR

**BusBoard Prototype Systems - Built for designers**

[www.BusBoard.com](http://www.BusBoard.com) [sales@busboard.com](mailto:sales@busboard.com)

BPS-MAR-PR1590B-001 Rev 4.00

## X-ON Electronics

Largest Supplier of Electrical and Electronic Components

*Click to view similar products for PCBs & Breadboards category:*

*Click to view products by [BusBoard Prototype manufacturer](#):*

Other Similar products are found below :

[8004](#) [8007](#) [8016](#) [8017](#) [8028](#) [8029](#) [1268-12](#) [1268-10](#) [1320833-1](#) [923252-R](#) [3410](#) [3396](#) [8006](#) [8015](#) [8018](#) [8019](#) [8020](#) [1268-19](#) [1268-20](#)  
[8026](#) [1239-19](#) [SBBTH1520-1](#) [SBBTH1506-1](#) [SBBTH4080-1](#) [SBBTH3030-1](#) [SBBTH1512-1](#) [SBBTH1508-1](#) [SBBSM2120-1](#) [SBB2808-1](#)  
[SBB2805-1](#) [SBB1605-1](#) [SBB1602-1](#) [SBB1005-1](#) [SBB1002-1](#) [3426](#) [32P15WE](#) [ZAS1X206203XRPU160](#) [SBBTH3040-1](#) [SBB0004-1](#)  
[SBB830-QTY10](#) [7115](#) [923749-I](#) [RE013-LF](#) [RE014-LF](#) [RE015-LF](#) [RE1210-LF](#) [RE200-C3](#) [RE210-S1](#) [RE317-HP](#) [RE438-LF](#)