

THIS IS ISSUED IN STRICT CONFIDENCE THAT IT IS NOT USED AS A BASIS FOR MANUFACTURE OR SALE AND THAT IT IS NOT COPIED, REPRINTED OR DISCLOSED TO A THIRD PARTY EITHER WHOLLY OR IN PART WITHOUT THE PRIOR WRITTEN CONSENT OF CAL TEST ELECTRONICS, INC.

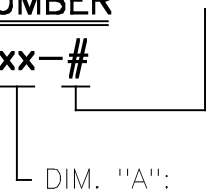
- 4 mm SAFETY JACK, REAR MOUNT, HORIZONTAL & VERTICAL PCB.
- SPECIFICATIONS:  
INSULATOR: SOLVAY ENGINEERING PLASTICS, POLYAMIDE 66, A205F, V-2 OR BETTER, UL QMFZ2.  
CONTACT: BRASS, NICKEL PLATED, 1-3 micrometers.
- RATING:  
VOLTAGE: 1,000 V CAT III P2.  
CURRENT: 25 A MAX.  
RESISTANCE: <5 mΩ.  
TEMPERATURE: -20° C TO +80°C.
- MOUNTING: REF. DIAGRAM.
- MAXIMUM PANEL THICKNESS: 3 (.12).
- MODEL CT3151XX-#, UL RECOGNIZED COMPONENT, CCN: PICQ2, PICQ8  
FILE NUMBER: E315929.



- MODELS ARE RoHS 2 COMPLIANT.
- STANDARDS: UL 61010-1; CAN/CSA-C22.2 NO. 61010-1.

**PART NUMBER**

**CT3151xx-#**



DIM. "A":

'blank'- 12.5 mm (.492") HORZ  
SP - 7.6 mm (.300") HORZ  
V1 - 19.0 mm (.750") VERT

- COLOR:
- 0 - BLACK
  - 1 - BROWN
  - 2 - RED
  - 4 - YELLOW
  - 5 - GREEN
  - 6 - BLUE
  - 7 - PURPLE
  - 8 - GRAY
  - 9 - WHITE

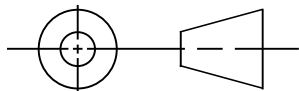
REVISIONS

REV.	DESCRIPTIONS	DATE	APPROVED
—	CLASS A RELEASED	10/13/03	
A	Added Dim. "A" and table.	6/20/06	
B	Note 2., Added Alt. Matl. 2; Note 3., was IEC61010-031; Added notes 6 & 7.	12/20/07	
C	Note 2., Deleted Alt. 1 & 2 (PP); Note 3., was UL61010B-1; Deleted Note 6.	1/25/08	
D	Added Sheet 2 w/line drawing; Note 2., Revised insulator material was A221.	6/27/08	
E	P1, added UL notation, Note 6; P2 added concentricity notation to diagram.	5/22/09	
F	P1, Updated UL information; added note 8.	5/28/12	
G	P1, note 2, added SOLVAY/ to mfg'er name.	2/21/17	
H	Updated drawing to METRIC dimensioning; Added Sheet 3, Vertical Jack; Revised sheet 1 notes and part number table; Sheet 2, Dim. 4.8 (.19) was 6.4 (.25)	8/9/17	

**METRIC**

UNLESS OTHERWISE SPECIFIED DIMENSIONS ARE IN MILLIMETERS  
TOLERANCES ARE:  
DECIMALS ANGLE  
.X ± 0.8 ± 2°  
.XX ± 0.25  
DO NOT SCALE DRAWING

THIRD ANGLE PROJECTION



CONTRACT NO.

APPROVALS

DATE

DRAWN WDH

10/13/03

CHECKED

ENGR.

DESIGN ACTIVITY

**Cal Test Electronics**

22820 Savi Ranch Parkway  
Yorba Linda, CA 92887-4610

TITLE

**4 mm SAFETY JACK,  
HORIZONTAL & VERTICAL PCB MOUNT**

SIZE  
**A**

CAGE CODE  
**43F45**

DWG. NO.  
**P315100**

REV.  
**H**

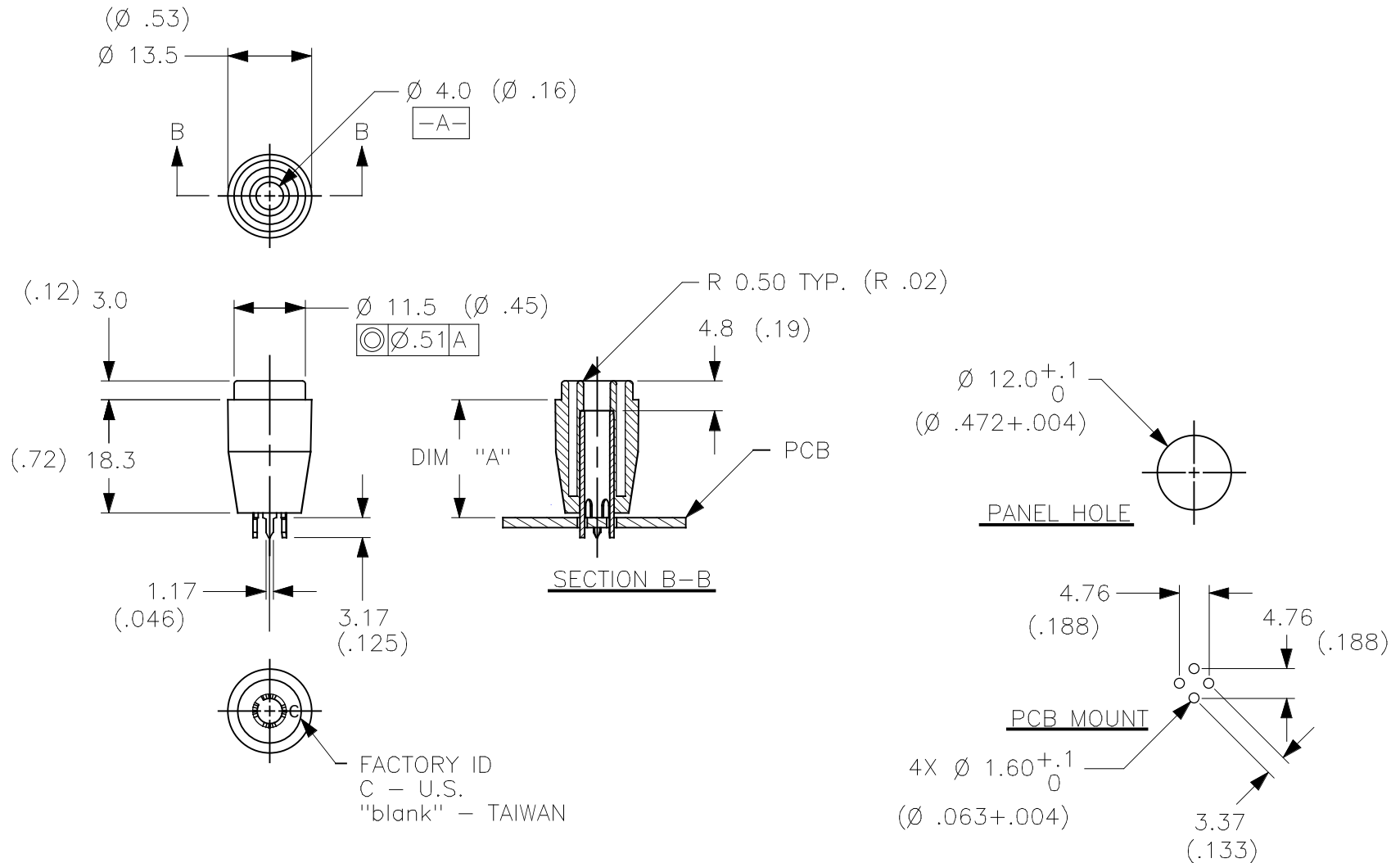
SCALE 1:1

P315100rH\_drawing.pdf

SHEET 1 OF 3



THIS IS ISSUED IN STRICT CONFIDENCE THAT IT IS NOT USED AS A BASIS FOR MANUFACTURE OR SALE AND THAT IT IS NOT COPIED, REPRINTED OR DISCLOSED TO A THIRD PARTY EITHER WHOLLY OR IN PART WITHOUT THE PRIOR WRITTEN CONSENT OF CAL TEST ELECTRONICS, INC.



DRAWN		12/21/16		SIZE	CAGE CODE	DWG. NO.	REV.
WDH				<b>A</b>	<b>43F45</b>	<b>P315100</b>	<b>H</b>
CHECKED				SCALE	P315100rH_drawing.pdf	SHEET	3 OF 3
				1:1			

## X-ON Electronics

Largest Supplier of Electrical and Electronic Components

*Click to view similar products for [Test Plugs & Test Jacks](#) category:*

*Click to view products by [Cal Test](#) manufacturer:*

Other Similar products are found below :

[01-2601-4-0210](#) [01-2601-4-0212](#) [01-2604-4-0212](#) [01-2604-5-0210](#) [01-2150-1-0312](#) [01-2350-1-02](#) [01-2352-1-02](#) [01-2368-1-02](#) [01-2604-4-0210](#) [01-2604-5-0212](#) [01-2606-4-0210](#) [01-2606-4-0212](#) [01-2606-5-0212](#) [M39024/10-01G](#) [M39024/10-17G](#) [M39024/11-09G](#) [M39024/11-42](#) [M39024/11-43](#) [M39024/12-08](#) [707-5311](#) [707-5402-01-19](#) [707-5410](#) [923739-40-I](#) [R644543000](#) [R948161000](#) [R999351000](#) [1408-4](#) [1499-101](#) [1533-1](#) [1659559](#) [1659567](#) [1663921](#) [1663939](#) [1696-102](#) [174-R825B-EX](#) [NYS508-BU](#) [NYS508-O](#) [211-101](#) [RS100GBL](#) [RS250GBL](#) [251-102](#) [25-2251-2-03](#) [25-2259-2-03](#) [923743-16-I](#) [923743-24-I](#) [923743-28-I](#) [2854-BLU](#) [2970-BLK](#) [30-443G](#) [1680](#)