

TIP PROBE ADAPTER ACCESSORIES
3900B SERIES

CT3940B

CT3942B

CT3944B

CT3946B

Tip Adapter Accessories, User Guide

© Cal Test Electronics. All rights reserved.

Cal Test Electronics products are covered by US and foreign patents, issued and pending. Information on this publication supersedes all earlier versions. Specifications are subject to change without notice.

Made in Taiwan

SYMBOLS AND TERMS

The following symbols may appear on the product or in the documentation.



Caution Symbol (ISO 7000-0434) – Statements or instructions that must be consulted in order to find out the nature of the potential hazard and any actions which must be taken.

Ce symbole de mise en garde (ISO 7000-0434) – indique qu'il faut consulter les instructions afin de déterminer la nature du danger potentiel et déterminer toutes les mesures adaptées à prendre.

CAUTION

A statement calling attention to an operating procedure, practice, or condition, which if not followed correctly, could result in damage to or destruction of parts or the entire product.

MISE EN GARDE

Une mise en garde attire l'attention sur une procédure, une pratique ou une condition d'utilisation qui, si elles ne sont pas suivies correctement, pourraient endommager ou détruire une partie du produit ou le produit entier.

WARNING

A statement calling attention to an operation procedure, practice, or condition, which if not followed correctly, could result in injury or death to personnel.

AVERTISSEMENT

Un avertissement attire l'attention sur une procédure, pratique ou condition de fonctionnement qui, si elles ne sont pas suivies correctement, pourraient entraîner des blessures, voire la mort de l'utilisateur.

DEFINITIONS

POLLUTION (P) – addition of foreign matter solid, liquid or gaseous (ionized gases), that may product a reduction of dielectric strength or surface resistivity.

- **Degree 2 (P2)** – only non-conductive pollution occurs except that occasionally a temporary conductivity caused by condensation is expected.

MEASUREMENT CATEGORY (CAT) – classification of testing and measuring circuit according to the type of mains circuits to which they are intended to be connected.

- **CAT II** – measuring circuits connected to utilization points of the low-voltage mains installation.
- **CAT III** – measuring circuits connected to distribution part of the building's low-voltage mains installation.
- **CAT IV** – measuring circuits connected at the source of the building's low-voltage mains installation.

GENERAL SAFETY INFORMATION

- Safety is compromised if instructions are not read, understood, and followed.



WARNING Never exceed the maximum voltage, current, or measurement category of the probe and adapter assembly as configured for usage.

AVERTISSEMENT Ne jamais dépasser la tension maximale, le courant, ou le catégorie de mesure de la sonde ou du produit assemblé.

- Disconnect from all devices and sources before attaching test leads or adapters.
- Check for damage before usage – Do not use if any part is damaged.
- Do not use in wet or explosive atmospheres.



WARNING Due to the high short-circuit currents which can be followed by high energy levels in measurement categories CAT III and CAT IV, measurements made within these locations are extremely dangerous. Great precautions shall be made to avoid any chance of a short-circuit.

AVERTISSEMENT Du fait des courants de court-circuit élevées qui se traduisent par des niveaux d'énergie élevés dans les catégories de mesure CAT III et CAT IV, les mesures faites dans ces conditions sont extrêmement dangereuses. Prendre toutes les précautions nécessaires pour éviter les courts-circuits.



WARNING The measurement category of a combination of the probe, test lead, and tip adapter is the lower of the assembled products.

AVERTISSEMENT La catégorie de mesure d'un produit constitué d'une sonde, d'un câble, d'un adaptateur, est la catégorie la plus faible d'un des composants du produit (sonde, câble ou adaptateur).

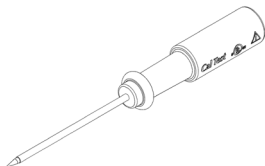
- If the probe assembly is used in a manner not specified by this user guide, the protections provided may be impaired.

DESCRIPTION

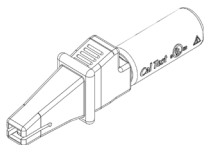
The **Tip Adapters** are UL listed accessories intended to enhance the versatility of Cal Test's 3900 Series DMM probes. The adapters "snap-lock" onto the $\text{Ø}2 \times 19$ mm tips of the probes and provide additional methods to make solid and safe connections.

Note: # : Colors **0** black, **2** red; * Part number for black & red pairs

CT3940B-# / *CT3941B Extended Tip Probe Adapter



CT3942B-# / *CT3943B Alligator Clip Probe Adapter



CT3944B-# / *CT3945B Spade Lug Probe Adapter



CT3946B-# / *CT3947B Sprung-Hook Probe Adapter



SPECIFICATIONS

Model No.	CT3940-# / CT3941	CT3942-# / CT3943	CT3946-# / CT3947	CT3944-# / CT3945
Voltage:	300 V CAT II			<30 VAC / <60 VDC
Current:	3 A	5 A	3 A	5 A

Operating Temperature: 5° C to 40° C; RH 80% Max.

Storage Temperature: -10° C to 55° C

Pollution Degree: P2

Altitude: 2000 m

SAFETY COMPLIANCE

UL Listed per UL 61010-031:2015 (2nd Edition)

**CE COMPLIANCE**

Low-Voltage Directive (LVD) 2014/35/EU

Standard EN 61010-031:2015

Reduction of Hazardous Substances Directive (RoHS 2) 2011/65/EU + AMD 2015/863

ANNEX III Exemption 6(c)



INSTRUCTION FOR USE

WARNING Disconnect from all voltage sources before accessory installation.

AVERTISSEMENT Se déconnecter de toutes les sources de tension avant d'installer un accessoire.



CAUTION Selected adapters have extremely sharp tips. Handle with Care.

MISE EN GARDE Certains adaptateurs présentent des pointes extrêmement acérées. Manipuler les avec précaution.

Probe Attachment:

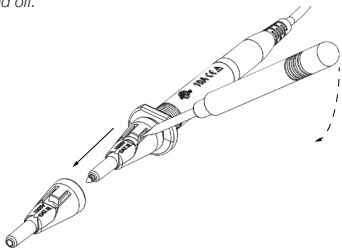
- Remove the Locking Tip Cover from the probe.



WARNING Locking tip cover must be in place when probing in CAT III and CAT IV measurement categories.

AVERTISSEMENT L'embout de protection de la pointe doit être en place lors des mesures dans les catégories de mesure CAT III et CAT IV.

- Use small flat-blade screwdriver, or similar tool, to carefully lift locking tab and then slide cover forward and off.



CAUTION Do not use excessive lifting force on locking tab or permanent damage may result.

MISE EN GARDE Ne pas forcer en installant le dispositif de verrouillage, sinon vous pouvez l'endommager de manière permanente.

Tip Accessory Attachment:

- Align tip adapter with 2 mm socket end facing exposed Ø2 mm probe tip.
- Slide adapter onto the probe tip and push until "snap" is felt.

CLEANING

Clean adapters with cloth lightly moistened with water only. Dry thoroughly before use.

INFORMATION

If you have a need for technical or sales support, please contact us.

Cal Test Electronics, Inc.
22820 Savi Ranch Parkway
Yorba Linda, CA 92887
714-221-9330
www.caltestelectronics.com



X-ON Electronics

Largest Supplier of Electrical and Electronic Components

Click to view similar products for [Test Probes](#) category:

Click to view products by [Cal Test](#) manufacturer:

Other Similar products are found below :

[6214](#) [6474](#) [815003](#) [923832-BK-B](#) [P-KIT-1](#) [KT-MS001](#) [925250-R](#) [973368101](#) [972318101](#) [972318100](#) [MXHQ87WJ3000](#) [PK106-3](#) [PK2-5MM-102](#) [TAS90](#) [VL1735/45](#) [973368100](#) [972327100](#) [972327101](#) [973995100](#) [973995101](#) [CT3982B-120](#) [MO50-PINS](#) [CT4386](#) [PP023-1](#) [PK1-5MM-127](#) [PP026-1](#) [PK103](#) [PK-ZS-013](#) [P6139B-PK10](#) [PQ215](#) [PQ218](#) [RT-ZI10C](#) [TT-SI 8071](#) [TT-SI 8050](#) [TT-SI 8010A](#) [TT-SI 7005](#) [GE.3421](#) [GE.2521](#) [GE.3121](#) [GE.1511](#) [GE.1521](#) [GE.2511](#) [GE.4511](#) [HVP15B](#) [TT-SI7002](#) [4005](#) [4011](#) [4012](#) [4013](#) [4014](#)