



CT4422

User Guide

CT4422 Fused Probe DMM Electrical Kit, User Guide

© 2021 Cal Test Electronics. All rights reserved.

Cal Test Electronics products are covered by US and foreign patents, issued and pending. Information on this publication supersedes all earlier versions. Specifications are subject to change without notice.

Made in Taiwan

Safety Notice and Symbols

This product is designed to IEC 61010 safety requirements

WARNING A warning statement calls attention to an operating procedure, practice, or condition, which, if not followed correctly, could result in injury or death to personnel.

CAUTION A caution statement calls attention to an operating procedure, practice, or condition, which, if not followed correctly, could result in damage to or destruction of parts or the entire product.

The following symbols may appear on the product or in its documentation:



Caution, see documentation for details



Fuse inside

Safety is compromised if instructions are not read, understood, and followed.

WARNING Never exceed the maximum interrupt current of the fuse. The fuse protects the equipment against short-circuit but not against over-currents.

WARNING Before use check fuse for continuity and good condition.

WARNING Install only specified fuse, or equivalent, sizing fuse to the required short circuit current.

Never open fused probe while connected or energized.

Disconnect from all devices and leads before replacing fuse.

Clean with cloth lightly moistened with water only. Dry thoroughly before use.

Do not use if any part is damaged. All maintenance should be referred to qualified service personnel only.

Do not use in wet or explosive atmosphere.

Always be aware of CAT environment

Description

The CT4422 Fused Probe DMM Electrical Kit includes a 1,000 V 500 mA fast acting fused probe to protect both equipment and personnel. Used for both handheld and bench DMMs, this kit features a unique locking tip cover, fully insulated medium

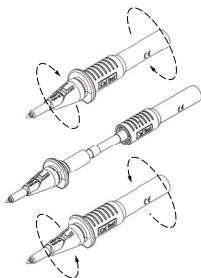
alligator clips fitting conductors up to 7 mm, and silicone jacketed straight to right angle 4 mm sheathed banana plug test leads.

Fuse

- 6.3 x 32 mm, 0.5A, 1,000 V, 50 kA, p/n CT4049-0.5A

Specifications

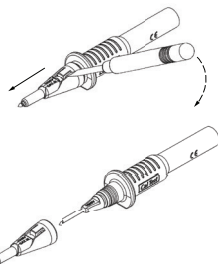
- Voltage Rating: 1,000 V CAT III/600 V CAT IV, reinforced insulation, pollution degree 2
- Current Rating: See rating on the fuse (CT4300), 10 A (CT3754, CT4439)
- Operating temperature: 0°C to 60°C (32°F to 140°F) and max RH 85%; altitude up to 2000 m.
- Storage temperature: -20°C to 70°C (-4°F to 158°F)



CE Compliance

This product meets the essential requirements of the applicable European Directives as follows:

- Low-Voltage Directive (safety): 2014/35/EU Standard EN 61010-031:2015 2nd Ed.
- Restriction of Hazardous Substances Directive (RoHS): 2011/65/EU+AMD 2015/863

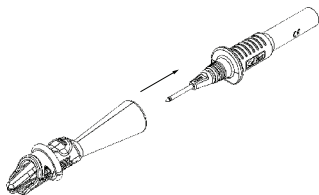


Fuse Replacement

- Disconnect from all devices and test leads
- Unscrew fused probe body by turning probe tip half counterclockwise.
- Remove and replace fuse
- Screw probe pieces together

Tip Cover Removal

- Use small blade screwdriver to pry up tab and slide cover off. Lifting too much on tab can damage and reduce the lifetime of the cover.



Alligator Clip Attachment

- Remove tip cover and push alligator clip directly onto 2 mm tip.

Definitions

POLLUTION - addition of foreign matter, solid, liquid, or gaseous (ionized gases), that may produce a reduction of dielectric strength or surface resistivity.

- **POLLUTION DEGREE 2** - only non-conductive pollution occurs except that occasionally a temporary conductivity caused by condensation is expected.

MEASUREMENT CATEGORY - classification of testing and measuring circuits according to the types of mains circuits to which they are intended to be connected.

- **MEASUREMENT CATEGORY II (CAT II)** - measuring circuits connected directly to utilization points of the low-voltage mains installation.
- **MEASUREMENT CATEGORY III (CAT III)** - measuring circuits connected to the distribution part of the building's low-voltage mains installation.
- **MEASUREMENT CATEGORY IV (CAT IV)** - measuring circuits connected at the source of the building's low-voltage mains installation
- The measurement category of a combination of fuse adapter with a test lead, probe, or other accessory is the lower of assembled products.

Service

If you have a need for technical or sales support, please contact us:



22820 Savi Ranch Parkway
Yorba Linda, CA 92887
800-572-1028 or 714-221-9330
caltelectronics.com



X-ON Electronics

Largest Supplier of Electrical and Electronic Components

Click to view similar products for [Test Probes](#) category:

Click to view products by [Cal Test](#) manufacturer:

Other Similar products are found below :

[6214](#) [6474](#) [815003](#) [923832-BK-B](#) [P-KIT-1](#) [KT-MS001](#) [925250-R](#) [973368101](#) [972318101](#) [972318100](#) [MXHQ87WJ3000](#) [PK106-3](#) [PK2-5MM-102](#) [TAS90](#) [VL1735/45](#) [973368100](#) [972327100](#) [972327101](#) [973995100](#) [973995101](#) [CT3982B-120](#) [MO50-PINS](#) [CT4386](#) [PP023-1](#) [PK1-5MM-127](#) [PK103](#) [PK-ZS-013](#) [P6139B-PK10](#) [PQ215](#) [PQ218](#) [RT-ZI10C](#) [TT-SI 8071](#) [TT-SI 8050](#) [TT-SI 8010A](#) [TT-SI 7005](#) [GE.3421](#) [GE.2521](#) [GE.3121](#) [GE.1511](#) [GE.1521](#) [GE.2511](#) [GE.4511](#) [HVP15B](#) [TT-SI7002](#) [4005](#) [4011](#) [4012](#) [4013](#) [4014](#) [4015](#)