

承 認 書

Specification for approval

客戶名稱：
Customer 立创电子

產品名稱：
Description: DMR-9P 公头 半金 叉锁螺丝 黑胶芯

客戶料號：
Customer part no: C141880

燦科盟產品編號：
CKM P/N: DMR009PM000XH00

承認書編號：
Approval sheet NO.: SA150431722

承認日期：
Approval date: 2017-11-17

客戶確認 CUSTOMER APPROVED	核 准 APPROVED	審 核 ENGINEER	經 辦 CHECK 刘力 2017/11/17

敬請蓋印承認規格之後，將一份交回給本公司，謝謝!
Please return 1sets of this form to confirm your approval of the product specification thank you!

深圳市燦科盟實業有限公司

工廠地址：深圳市光明樓村鲤鱼水工业區鑫博盛科技园 B 栋四樓

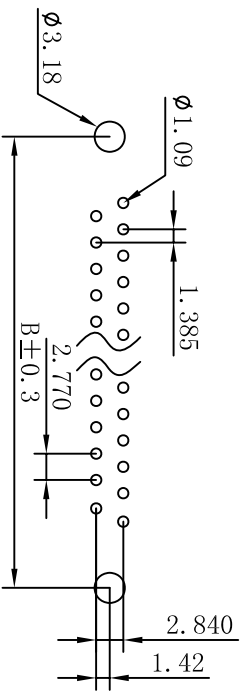
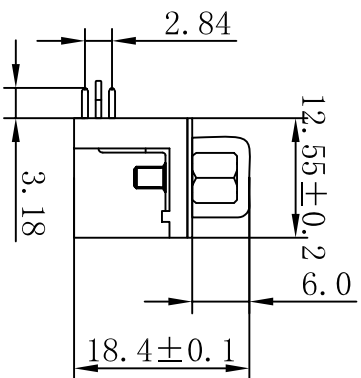
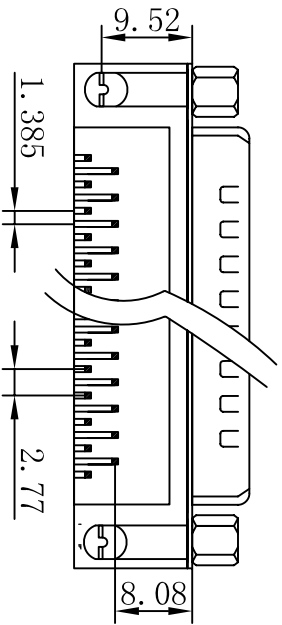
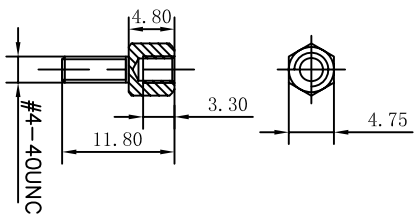
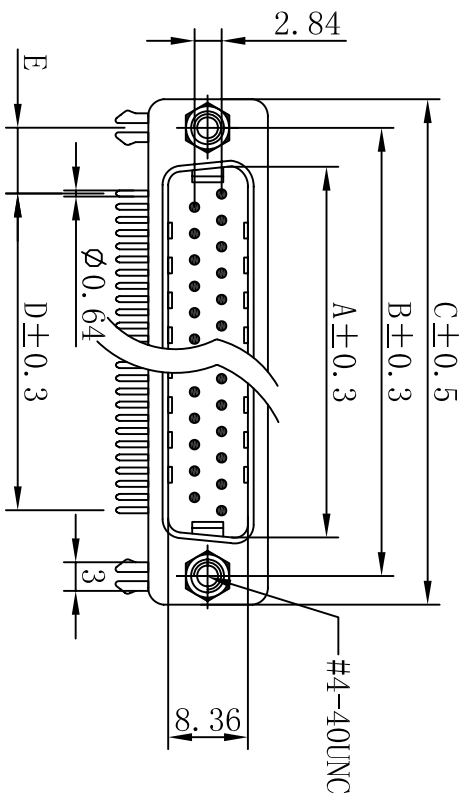
聯繫電話：0755-81488157 28154692 13316859588

傳 真：0755-83425987

Http://www.Ckmtw.com.cn

E-mail:2000@ckmtw.com.cn

業務負責人：_____



P.C.B LAYOUT

MATERIAL & FINISHES
 INSULATOR - PBT GLASS FILLED UL94V-0
 CONTACT- BRASS OR PHOSPHOR BRONZE
 SHELL - STEEL
 PLATING -PLATING - SELECTIVE GOLD OVER NICKEL PLATED
 *CONTACT AREA TIN/LEAD OVER NICKEL PLATED (TAIL AREA)

ELECTRICAL CHARACTERISTICS

RATING CURRENT : 3A
 CONTACT RESISTANCE : <15mΩ
 INSULATION RESISTANCE : <3000MΩ AC 500V
 DIELECTRIC VOLTAGE : 1000V /MIN
 OPERATING TEMPERATURE : -50° C TO+105° C

Poles	Part No.	Dim A	Dim B	Dim C	Dim D	Dim E
9	DMR-9P	16.92	24.99	30.81	11.08	6.955
15	DMR-15P	25.25	33.32	39.14	19.39	6.965
25	DMR-25P	38.96	47.04	53.04	33.24	6.90
37	DMR-37P	55.42	63.50	69.32	49.86	6.82

TOLERANCE TABLE

.0	±0.20
.00	±0.10
.000	±0.05

APPROVED:	DATE:	Ckmtw 深圳市灿科盟实业有限公司 CHANKLEMENT INDUSTRYCO., LTD	TITLE: DMR-XP 公头 半金 叉锁螺丝
CHECKED:	DATE:		
DRAWN:	DATE:	CLIENT P/N	/
LYP	2008-04-07	UNIT	mm
		SCALE	free
		FILE NO.	Ckmtw-DMR-0002
		REV.	A

深圳市灿科盟实业有限公司

DMR SERIES

内容：此规格书包含 DMR 接插件系列。

Scope: This specification covers the DMR spacing Connector series.

Index:	Page
1. 产品名称及料号/Product name and part number	2
2. 额定电压电流/Ratings	2
3. 特性测试/Performance	
3-1.电气特性/Electrical performance	2
3-1-1.接触阻抗/Contact resistance	2
3-1-2.绝缘阻抗/Insulation resistance	2
3-1-3.高压测试/Dielectric strength	2
3-2.机械特性/Mechanical performance	
3-2-1.整组插拔测试/Insertion force and withdrawal force	2
3-2-2.插入力/Insertion force	2
3-2-3.拔入力/withdrawal force	2
3-3.环境特性测试/Environmental performance and others	
3-3-1.整组插拔测试后接触阻抗/Repeated insertion/withdrawal	3
3-3-2.温升测试/Temperature rise	3
3-3-3.震动测试/Vibration	3
3-3-4.冲击测试/Shock	3
3-3-5.耐热测试/Heat resistance	3
3-3-6.低温测试/Cold resistance	3
3-3-7.恒温恒湿/Humidity	3
3-3-8.温度冲击测试/Temperature cycling	3
3-3-9.盐水喷雾测试/Salt spray	3
3-3-10.沾锡性测试/Solderability	4
3-3-11.焊热性测试/Resistance to soldering heat	4
3-3-12 寿命测试/Life Test	4
4. 产品规格尺寸及材质/Product shape, dimensions and materials	4

Note::以上测试视公司之测试条件/能力而定。

FILE NO	ENS014	APPROVAL	CHECK	DRAWING
ECR/N NO	New spec			

1. 产品名称及料号/Product name and part number

Product Name	Part Number
Name 名称	DMR-XP MALE DMR-XP FEMAEL

2. 额定电压电流及使用线径/Ratings and applicable wires

ITEM	STANDARD
Rated Voltage(Max) 额定电压 (最高)	250V DC/AC(rms)
Rated Current(Max) 额定电流 (最高)	3A
Ambient Temperature 使用温度范围	-50°C-+105°C

3. 特性测试/Performance

3-1. 电气特性/Electrical performance

ITEM	Test condition	Requirement
3-1-1 Contact Resistance 接触阻抗	Mate connectors, reassure by dry circuit ,20mV MAX,10mv.(Based upon JIS C5402 5.4) 将公母对插, 二头接上微电流电压测试。	0.02 欧 (MAX)
3-1-2 Insulation resistance 绝缘阻抗	Mate connectors, apply 500V DC between adjacent terminal or ground. (Based upon JIS C5402 5.2/MIL-STD-202 method 302 condition B) 将公母对插, 二头接上电压测试	1000 兆欧 (MIN)
3-1-3 Dielectric strength 高压测试	Mate connectors, apply 500V AC for 1 minute between adjacent terminal or ground. (Based upon JIS C5402 5.1/MIL-ST-202 Method 301) 将公母对插, 相邻的二支端子接上高压测试	No breakdown and flashover 没有损坏/没有电弧产生

3-2. 机械特性/Mechanical performance

ITEM	Test condition	Requirement
3-2-1 Insertion force and withdrawal force 整组插拔测试	Insert and withdraw connectors at the speed rate of 25±3mm/minute 公母对插插拔 30 次, 机器行走速度 25±3mm/分钟。	1.5 N (MIN)
3-2-1 Insertion force 插入力	Insert the crimped terminal into the connectors 将公头插入母座内, 测试插入值	25 N (MAX)
3-2-4 withdrawal force 拔入力	Apply axial pull out force at the speed rate of 25±3mm/minute on the terminal assembled In the housing. 将公头从母座中拔出, 测试拔出值	10 N (MIN)

3-3.环境特性测试/Environmental performance and others

ITEM		Test condition	Requirement	
3-3-1	Repeated insertion/ withdrawal	When mated up to 30 cycles repeatedly by the rate of 10 cycles per minute 三十次插拔后，测量接触阻抗	Contact Resistance 接触阻抗	40mΩ MAX
3-3-2.	Temperature Rise 温升	Carrying rated current load(Based upon UL1977) 针对额定电流以作测试		30℃ MAX
3-3-3	Vibration 震动测试	Amplitude:1.52mm P.P –调幅 Sweep time:10-55-10Hz in 1 minute 频率 Duration:2 hours in each X.Y.Z axlals 震动时间 (based upon MIL-STD-202 method 201)	Appearance	No Damage
			Contact Resistance	40mΩ MAX
			Discontinuity 不连续性	1u sec MAX
3-3-4	Shock 冲击测试	50g 3strokes in each X.Y.Z. axlals. (based upon JIS C0041) 50g 力量，XYZ 轴分别三次冲击。	Appearance	No Damage
			Contact Resistance	40mΩ MAX
			Discontinuity 不连续性	1u sec MAX
3-3-5	Heat Resistance 耐热测试	105±3℃, 96hours (based upon JIS C5402 7.8) 时间 96 小时，温度 85±3℃	Appearance	No Damage
			Contact Resistance	40mΩ MAX
3-3-6	Cold Resistance 低温测试	-50±3℃, 96hours (based upon JIS C5402 7.9) 时间 96 小时，温度 -20±3℃	Appearance	No Damage
			Contact Resistance	40mΩ MAX
3-3-7	Humidity 恒温恒湿测试	Temperature:40±2℃, Relative humidity:90~95%(RH) (Based upon MIL-STD-202 Method 103B conditions.B) 温度 40±2℃，湿度 90~95%，时间 96 小时。	Appearance	No Damage
			Contact Resistance	40mΩ MAX
			Dielectric strength	没有损坏/没有电弧产生
3-3-8	Temperature cycling 温度冲击测试	5 cycles: 1>.-50℃ 30 minutes. 2>.+105℃ 30 minutes. 3>.+25℃ 30 minutes. 4>.+65℃ 30 minutes	Appearance	No Damage
			Contact Resistance	40mΩ MAX
3-3-9	Salt spray 盐水测试	12 hours exposure to a salt spray from the 5±1% solution at 35±2℃. (Based upon JIS C5402/MIL-STD-202method 101D conditions. B) 时间 12 小时，盐水体比例 5±1%，温度 35±2℃。	Appearance	No Damage
			Contact Resistance	40mΩ MAX

3-3-10	Solderability 沾锡性 测试	Soldering time: 3 ± 0.5 sec, solder temperature: $230 \pm 5^{\circ}\text{C}$ 时间: 3 ± 0.5 秒, 温度: $230 \pm 5^{\circ}\text{C}$	95%以上沾锡面积
3-3-11	Resistance to soldering heat 焊热性 测试	Soldering time: 5 ± 1 sec, solder temperature: $220 \pm 5^{\circ}\text{C}$ 时间: 5 ± 1 秒, 温度: $220 \pm 5^{\circ}\text{C}$	No Damage 外观没有影响
3-3-12	Life Test 寿命测试	3000 cycles 3000 次	No Damage 外观,功能没有影响

4. 产品规格尺寸及材质/Product shape, dimensions and materials

(见附件图纸)

X-ON Electronics

Largest Supplier of Electrical and Electronic Components

Click to view similar products for [D-Sub Standard Connectors](#) category:

Click to view products by [Cankemeng](#) manufacturer:

Other Similar products are found below :

[56F711-015](#) [LV242999-142T12](#) [015-0339-000](#) [015-0341-000](#) [015-0349-000](#) [015-0350-000](#) [015-0372-008](#) [015-8544-011](#) [015-8755-001](#)
[017041-0005](#) [020419-0104](#) [012-0467-000](#) [012-9507-114](#) [020745-0008](#) [609-25P](#) [609-9P](#) [M24308/2-23Z](#) [M24308/2-36Z](#) [M24308315F](#)
[CT0M22-23SS](#) [CT0P14S-5SXS](#) [CT0P22-14PS](#) [CT1E20-19SS](#) [CT2-10SL-3SC](#) [CT2-14S-2PCA34](#) [CT2-16S-17PS](#) [CT2-18-10PS-FMLB-D](#)
[CT2-18-11PCAU](#) [CT2-18-1PSAUA34](#) [CT2-22-19SC](#) [CT2-22-19SS-A206](#) [CT2-22-22PSA34](#) [CT2-24-2PS](#) [CT2-28-12SC](#) [CT2-28-12SSA232](#)
[CT6-10SL-3SC](#) [CT6-10SL-4SC](#) [CT6-14S-2SC](#) [CT6-16-12SC](#) [CT6-18-10PSA206](#) [CT6-18-10PSA232](#) [CT6-18-10SSF127A206](#) [CT6-22-10PS](#)
[CT6-28-22SS](#) [CT6E14S-2S0](#) [CT6E14S-2SC-A206](#) [CT6E14S-5SC](#) [CT6E14SA7SC](#) [CT6E20-14SS](#) [CT6E22-10PS](#)