



1SS/1S1/1SM

1S-Series

SUB-MINIATURE ROCKERS

The 1S family of sub-miniature rocker switches is composed of three switch series; the **1S1-Series** sub-miniature rocker switch, the **1SS-Series** sealed sub-miniature rocker switch, and the **1SM-Series** surface mount sealed sub-miniature rocker switch. All of these series offer a variety of ratings, circuits, contact materials, terminal platings, and actuator colors.



Product Highlights:

- IP67 Sealing
- 5 Circuit Configurations
- 3 Rocker Styles to choose from
- Dry-Circuit thru 3A 125VAC Rating
- Snap-in, Solder Lug or PC Terminations

Typical Applications:

- Instrumentation
- Test Equipment
- Telecommunications
- Networking
- Handheld Appliances

Resources:

[Configure a Complete Part](#)

[Download CAD & Sales Drawing >](#)




Carling Technologies®


Innovative Designs. Powerful Solutions.

Carling Technologies, Inc.
60 Johnson Avenue, Plainville, CT 06062
Email: sales@carlingtech.com
Application Support: team2@carlingtech.com
Phone: 860.793.9281 Fax: 860.793.9231

www.carlingtech.com



1SS-Series
Sealed
Sub-Miniature
Rocker Switch



1S1-Series
Sub-Miniature
Rocker Switch



1SM-Series
Sealed Surface Mount
Sub-Miniature
Rocker Switch

Electrical

Contact Rating refer to ordering scheme
 Electrical Life *1S1-Series*: 30,000 make & break cycles @ full load
1SS & 1SM-Series: 50,000 make & break cycles @ full load
 Contact Resistance 20 mΩ max. initial @ 2-4 VDC
 100mA for both silver & gold plated contacts
 Insulation Resistance 1000 MΩ min.
 Dielectric Strength 1500 Volts RMS @ sea level

Physical

Operating Temperature -30°C to +85°C
 Index of Protection 1SS & 1SM-Series: IP67
 Solder Heat Resistance MIL-STD-202, Method 210
 Actuator Travel 25°

Material

Case all UL94 V-0
1S1-Series: Dially phthalate (DAP)
1SS-Series: Glass filled nylon 6/6, flame retardant, heat stabilized
1SM-Series: Glass filled nylon 4/6, flame retardant, heat stabilized
 Rocker *1S1-Series*: Nylon (UL 94V-0)
1SS & 1SM-Series: Nylon, black standard, internal o-ring sealed
 Bushing *1S1-Series*: Brass, nickel plated
1SS-Series: Glass filled nylon 6/6, flame retardant, heat stabilized (UL 94V-0)
1SM-Series: Glass filled nylon 4/6, flame retardant, heat stabilized (UL 94V-0)
 Housing *1S1-Series*: Stainless Steel
 Switch Support *1S1 & 1SM-Series*: Brass, tin plated
 Terminal Seal Epoxy

1SS - WMSP 1 - R2 / 2 M2 G E

1 Series 2 Poles 3 Circuit 4 Actuator Style 5 Actuator Color 6 Termination 7 Contacts 8 Seal

1 SERIES
1SS Sealed Sub-Miniature Rocker Switch

2 POLES
WMSP Single pole - uses terminals 1, 2 & 3
WMDP Double pole - uses terminals 1, 2, 3, 4, 5 & 6

3 CIRCUIT
 () - momentary
Position:

1	2-3, 5-6	2	Connected Terminals	3	2-1, 5-4
1	ON	2	NONE	3	ON
2	ON	2	NONE	3	(ON)
3	ON	2	OFF	3	ON
4	(ON)	2	OFF	3	(ON)
5	ON	2	OFF	3	(ON)

4 ACTUATOR STYLE
R1 Small Rocker
R2 Narrow Black Rocker

5 ACTUATOR COLOR
1 White
2 Black
3 Red
 Other colors available, consult factory.

6 TERMINATION

M1 Solder Lug	M61 Snap-In, U bracket, 90° horizontal
M2 PCB	M71 Snap-In, U bracket, 90° horizontal
M6 PC Mount, 90° horizontal	M7 PC Mount, 90° vertical
M7 PC Mount, 90° vertical	VS21 Snap-In, U bracket
VS2 PC Mount, U bracket	

See page 6-7 for dimensional specifications.

7 CONTACTS / TERMINALS

Contact	Material	Terminal Plating	Rating	Approvals
G	silver ¹	gold over silver	3A 125VAC or 28VDC, 1.5A 250VAC	IP67
K	gold ^{2,5}	tin ⁴	0.4VA max 20V max (AC/DC)	IP67
P	silver ^{1,6}	tin ⁴	3A 125VAC or 28VDC, 1.5A 250VAC	IP67
R	gold ²	gold ^{2,3}	0.4VA max 20V max (AC/DC)	IP67

8 EPOXY SEAL
E Epoxy Seal **0** without Epoxy Seal

Notes:
 Tin option not available with M1 terminal.
 1 Movable contact and terminal platings: silver over copper alloy
 2 Movable contact platings: gold over nickel over copper alloy
 3 Terminal platings: gold over nickel over copper alloy
 4 Terminal platings: tin over copper alloy
 5 Terminal contact platings: gold over nickel alloy
 6 Terminal contact platings: silver over nickel alloy

*Manufacturer reserves the right to change product specification without prior notice.

1S1 - **MSP** **1** - **R2** / **2** **M6** **Q** **E**

1 Series 2 Poles 3 Circuit 4 Actuator Style 5 Actuator Color 6 Termination 7 Contacts 8 Seal

1 SERIES
1S1 Sub-Miniature Rocker Switch

2 POLES
MSP Single pole - uses terminals 1, 2 & 3
MDP Double pole - uses terminals 1, 2, 3, 4, 5 & 6

3 CIRCUIT
 () - momentary
Position:

Position	1	2	3
	2-3, 5-6	Connected Terminals	2-1, 5-4
1	ON	NONE	ON
2	ON	NONE	(ON)
3	ON	OFF	ON
4	(ON)	OFF	(ON)
5	ON	OFF	(ON)

4 ACTUATOR STYLE
R1 Small Rocker
R2 Narrow Black Rocker
R3 Medium Rocker






5 ACTUATOR COLOR
1 White
2 Black
3 Red
 Other colors available, consult factory.

6 TERMINATION

M1 Solder Lug	M61 Snap-In, U bracket, 90° horizontal
M2 PCB	M71 Snap-In, U bracket, 90° horizontal
M6 PC Mount, 90° horizontal	VS2 PC Mount, U bracket
M7 PC Mount, 90° vertical	VS3 PC Mount, U bracket
VS2 PC Mount, U bracket	
VS3 PC Mount, U bracket	

See page 8-9 for dimensional specifications.

7 CONTACTS / TERMINALS

Contact Material	Terminal Plating	Rating	Approvals
G silver ¹	gold over silver	3A 125VAC or 28VDC, 1.5A 250VAC	 
K gold ²	tin ³	0.4VA max 20V max (AC/DC)	N/A
P silver ¹	tin ³	3A 125VAC or 28VDC, 1.5A 250VAC	 
Q silver ¹	silver ¹	3A 125VAC or 28VDC, 1.5A 250VAC	 
R gold ²	gold ²	0.4VA max 20V max (AC/DC)	N/A

8 EPOXY SEAL
E Epoxy Seal **0** without Epoxy Seal

Notes:
 Tin option available with M1 termination.
 1 Movable contact and terminal platings: silver over copper alloy
 2 Movable contact and terminal platings: gold over nickel over copper alloy
 3 Terminal platings: tin over nickel over copper alloy

1SM - **WMSP** **1** - **R2** - **M2** **G** **E**

1 Series 2 Poles 3 Circuit 4 Actuator Style 5 Termination 6 Contacts 7 Seal 8 Packaging

1 SERIES
1SM Sealed Surface Mount Sub-Miniature Rocker Switch

2 POLES
WMSP Single pole - uses terminals 1, 2 & 3

3 CIRCUIT
 () - momentary
Position:

Position	1	2	3
	2-3	Connected Terminals	2-1
1	ON	NONE	ON
2	ON	NONE	(ON)
3	ON	OFF	ON
4	(ON)	OFF	(ON)
5	ON	OFF	(ON)

4 ACTUATOR STYLE
R2 Narrow Black Rocker

5 TERMINATION
M6 Surface Mount, 90° flat - horizontal / side
S6 Surface Mount, 90° horizontal / back
S7 Surface Mount, 90° vertical
 See page 10 for dimensional specifications.

6 CONTACTS / TERMINALS

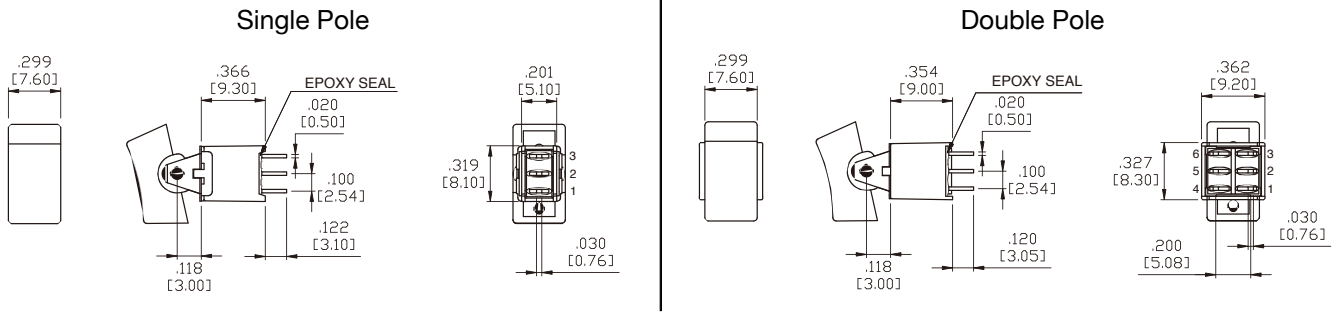
Contact Material	Terminal Plating	Rating	Approvals
G silver ¹	gold over silver	3A 125VAC or 28VDC, 1.5A 250VAC	IP67
K gold ^{2,5}	tin ⁴	0.4VA max 20V max (AC/DC)	IP67
P silver ^{1,6}	tin ⁴	3A 125VAC or 28VDC, 1.5A 250VAC	IP67
Q silver ¹	silver ¹	3A 125VAC or 28VDC, 1.5A 250VAC	IP67
R gold ²	gold ³	0.4VA max 20V max (AC/DC)	IP67

7 EPOXY SEAL
E Epoxy Seal **0** without Epoxy Seal

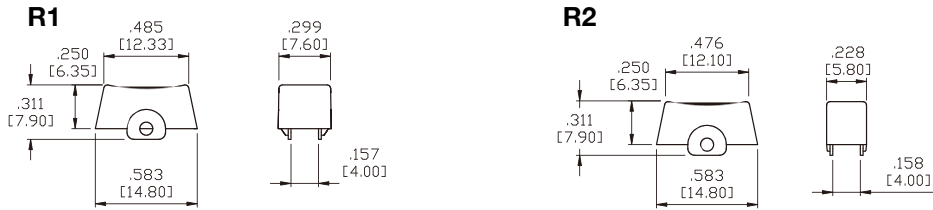
8 PACKAGING
T/R tape reel - 500 pieces per reel
 Switches are bulk packed, unless T/R is specified at the end of the part number.

Notes:
 Tin option not available with M1 termination.
 1 Movable contact and terminal platings: silver over copper alloy
 2 Movable contact platings: gold over nickel over copper alloy
 3 Terminal platings: gold over nickel over copper alloy
 4 Terminal platings: tin over copper alloy
 5 Terminal contact platings: gold over nickel alloy
 6 Terminal contact platings: silver over nickel alloy

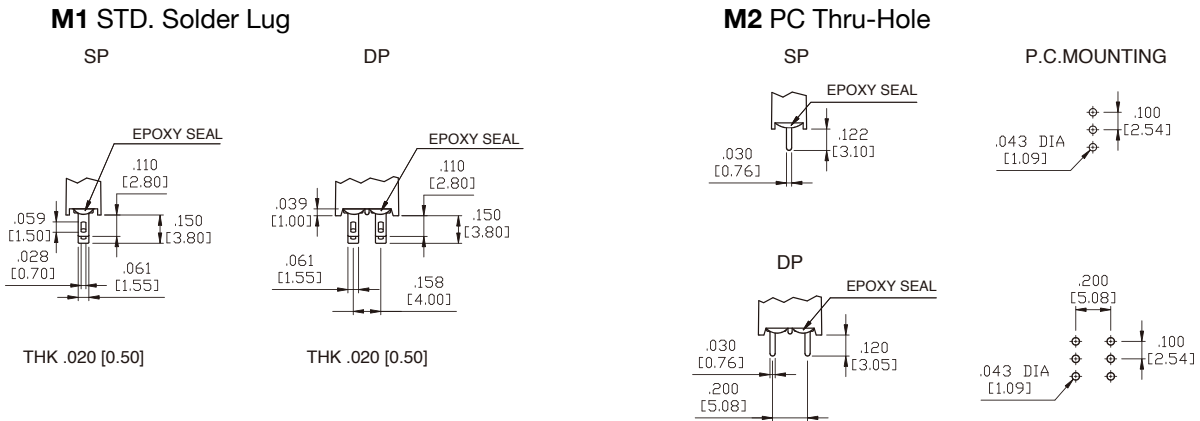
1SS-Series Dimensional Specifications: in. [mm]



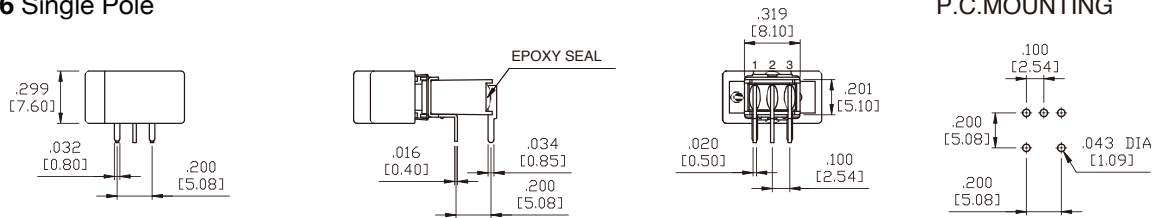
Actuator Options



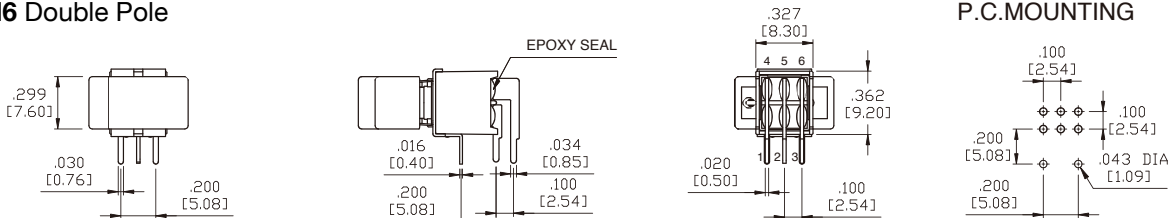
Termination Options



M6 Single Pole



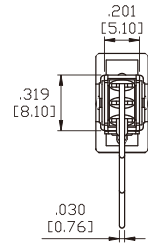
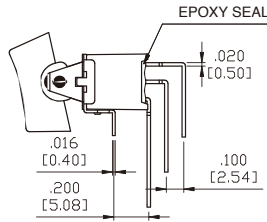
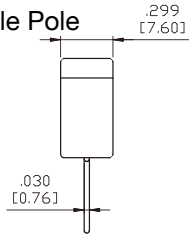
M6 Double Pole



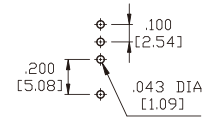
1SS-Series Dimensional Specifications: in. [mm]

Termination Options

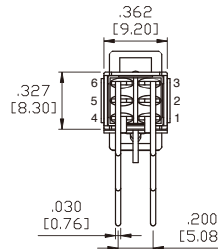
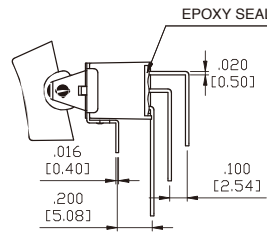
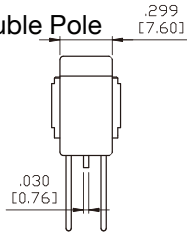
M7 Single Pole



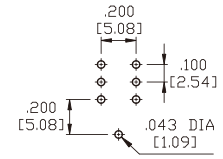
P.C.MOUNTING



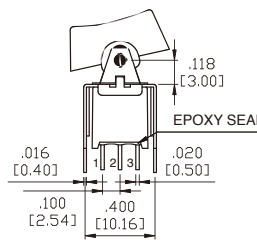
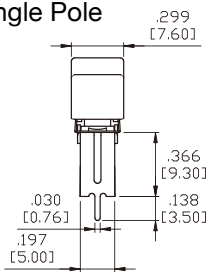
M7 Double Pole



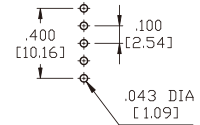
P.C.MOUNTING



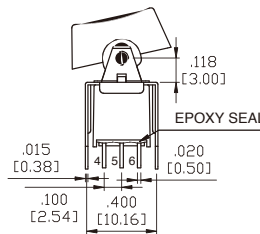
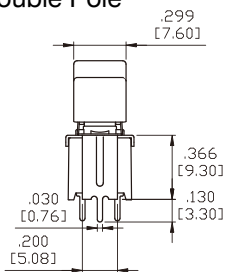
VS2 Single Pole



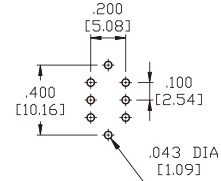
P.C.MOUNTING



VS2 Double Pole

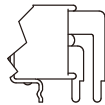
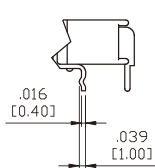


P.C.MOUNTING

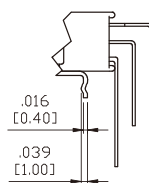


Snap-In Termination Options

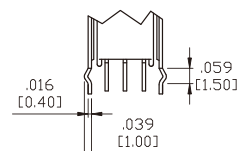
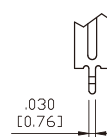
M61



M71

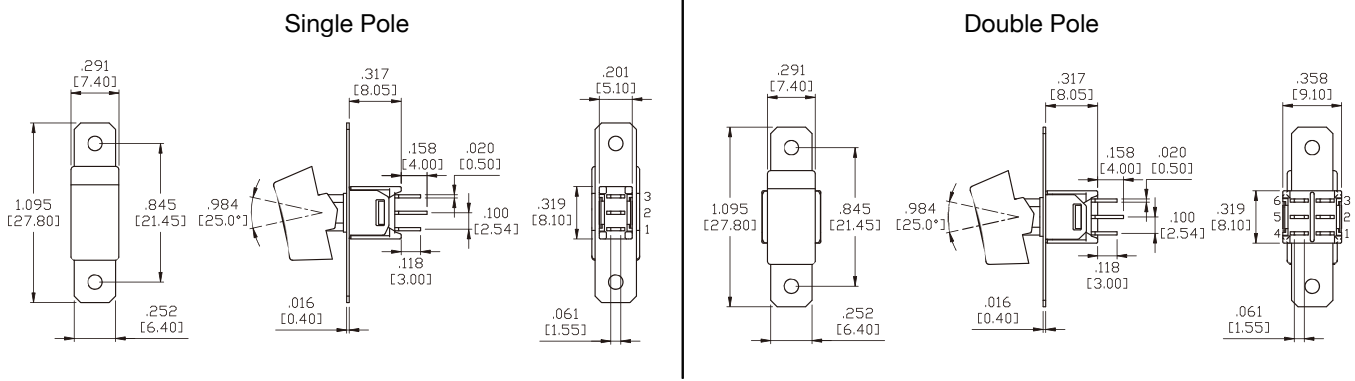


VS21

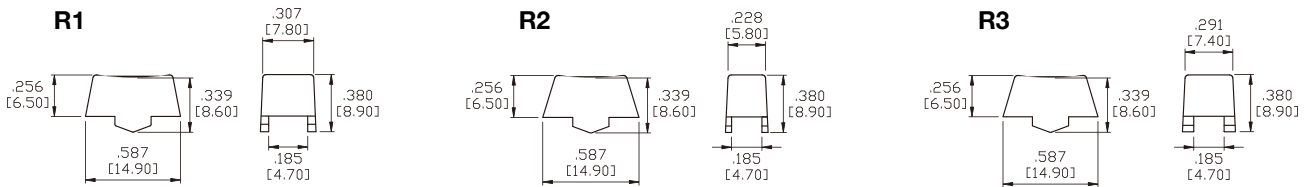


* PC Mounting for M61, M71, VS21 refer to M6, M7, VS2 respectively.

1S1-Series Dimensional Specifications: in. [mm]

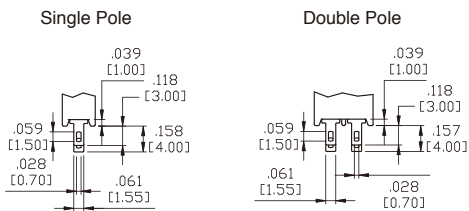


Actuator Options

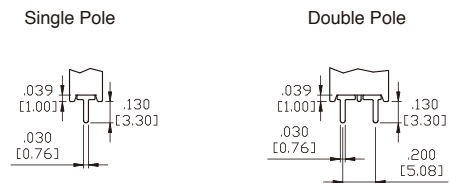


Termination Options

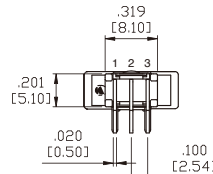
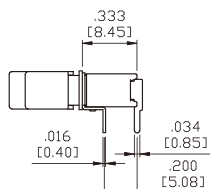
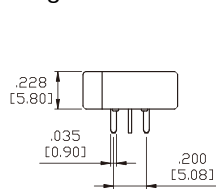
M1 STD. Solder Lug



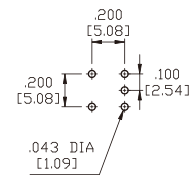
M2 PC Thru-Hole



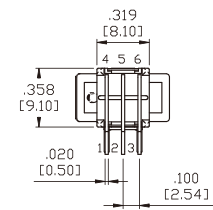
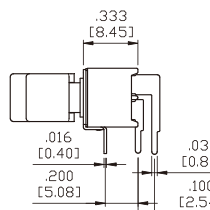
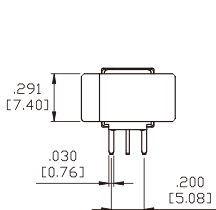
M6 Single Pole



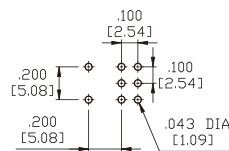
P.C.MOUNTING



M6 Double Pole



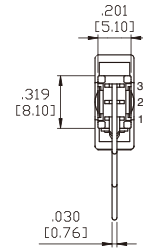
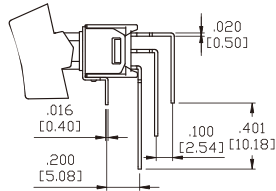
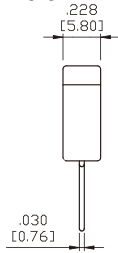
P.C.MOUNTING



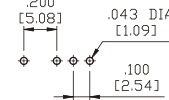
1S1-Series Dimensional Specifications: in. [mm]

Termination Options

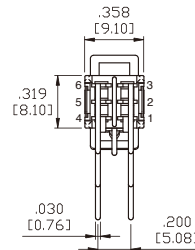
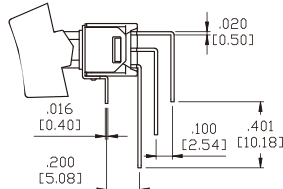
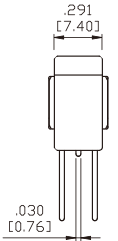
M7 Single Pole



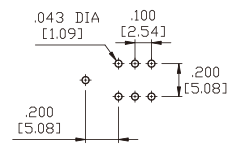
P.C.MOUNTING



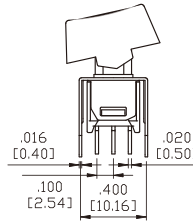
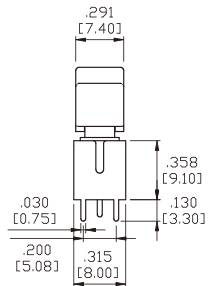
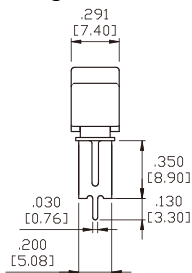
M7 Double Pole



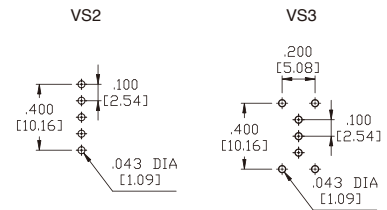
P.C.MOUNTING



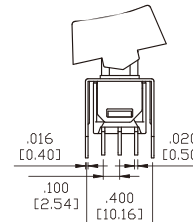
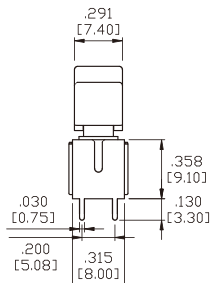
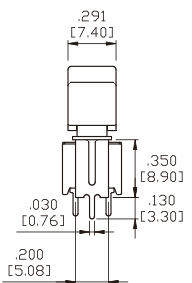
VS2-VS3 Single Pole



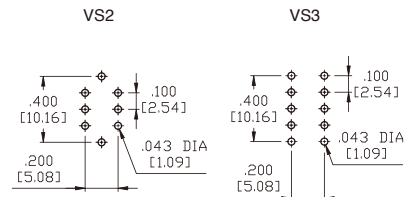
P.C.MOUNTING



VS2-VS3 Double Pole

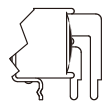
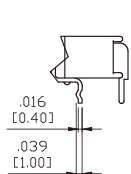


P.C.MOUNTING

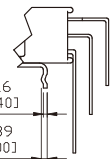
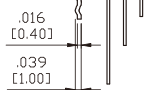


Snap-In Termination Options

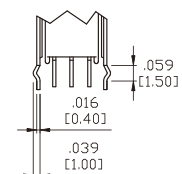
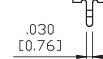
M61



M71

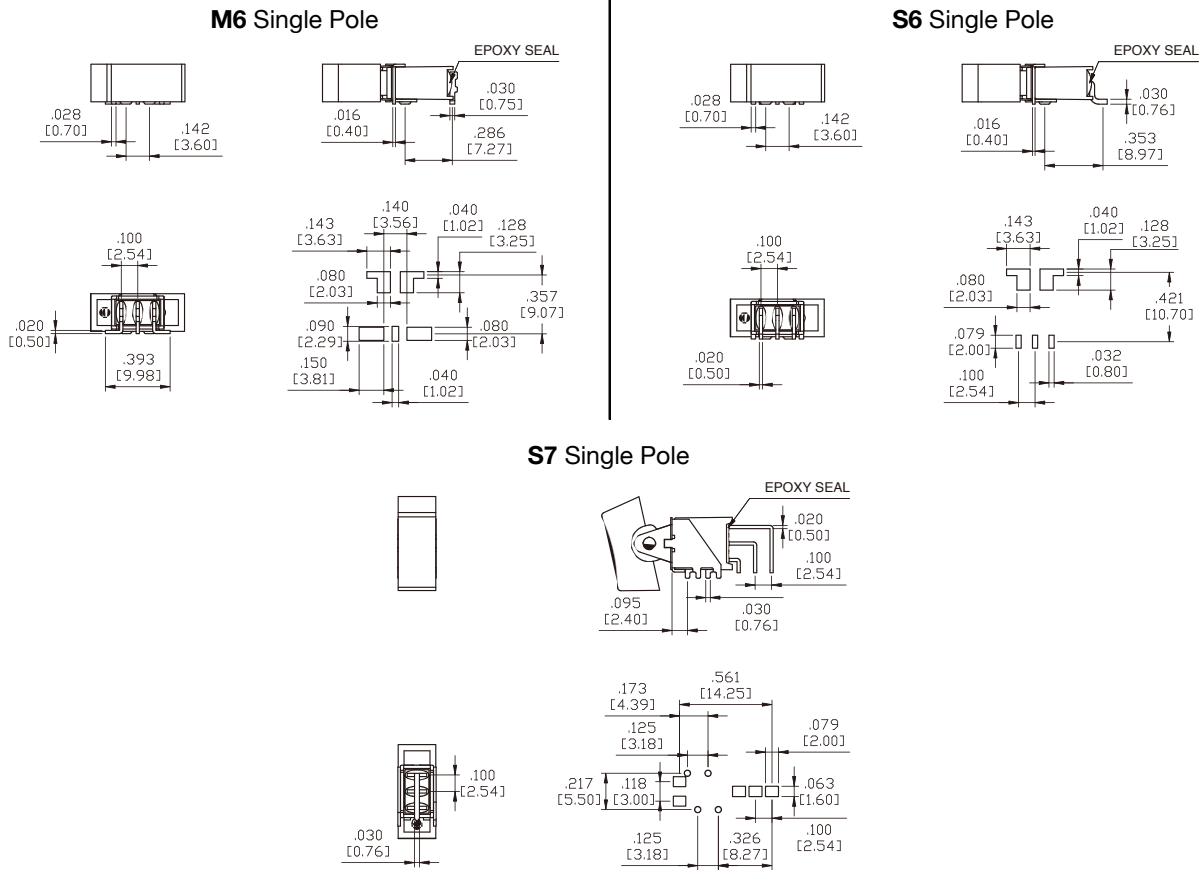


VS21

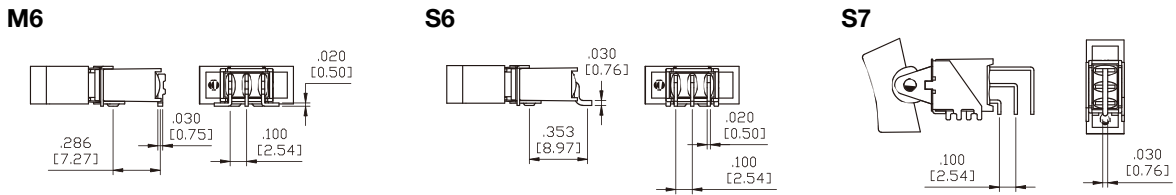


* PC Mounting for M61, M71, VS21 refer to M6, M7, VS2 respectively.

1SM-Series Dimensional Specifications: in. [mm]



Termination Options



Authorized Sales Representatives and Distributors

Click on a region of the map below to find your local representatives and distributors or visit www.carlingtech.com/findarep.



About Carling

Founded in 1920, Carling Technologies is a leading manufacturer of electrical and electronic switches and assemblies, circuit breakers, electronic controls, power distribution units, and multiplexed power distribution systems. With four ISO registered manufacturing facilities and technical sales offices worldwide, Carling Technologies Sales, Service and Engineering teams do much more than manufacture electrical components, they engineer powerful solutions! To learn more about Carling please visit www.carlingtech.com/company-profile.

To view all of Carling's environmental, quality, health & safety certifications please visit www.carlingtech.com/environmental-certifications

Worldwide Headquarters

Carling Technologies, Inc.
60 Johnson Avenue, Plainville, CT 06062
Phone: 860.793.9281 **Fax:** 860.793.9231
Email: sales@carlingtech.com

Northern Region Sales Office: nrsm@carlingtech.com
Southeast Region Sales Office: sersm@carlingtech.com
Midwest Region Sales Office: mrrsm@carlingtech.com
West Region Sales Office: wrsm@carlingtech.com
Latin America Sales Office: larsm@carlingtech.com

Asia-Pacific Headquarters

Carling Technologies, Asia-Pacific Ltd.,
Suite 1607, 16/F Tower 2, The Gateway,
Harbour City, 25 Canton Road,
Tsimshatsui, Kowloon, Hong Kong
Phone: Int + 852-2737-2277 **Fax:** Int + 852-2736-9332
Email: sales@carlingtech.com.hk

Shenzhen, China: shenzhen@carlingtech.com
Shanghai, China: shanghai@carlingtech.com
Pune, India: india@carlingtech.com
Kaohsiung, Taiwan: taiwan@carlingtech.com
Yokohama, Japan: japan@carlingtech.com

Europe | Middle East | Africa Headquarters

Carling Technologies LTD
4 Airport Business Park, Exeter Airport,
Clyst Honiton, Exeter, Devon, EX5 2UL, UK
Phone: Int + 44 1392.364422 **Fax:** Int + 44 1392.364477
Email: ltd.sales@carlingtech.com

Germany: gmbh@carlingtech.com
France: sas@carlingtech.com



Carling Technologies®

Innovative Designs. Powerful Solutions.

X-ON Electronics

Largest Supplier of Electrical and Electronic Components

Click to view similar products for [Rocker Switches](#) category:

Click to view products by [Carling](#) manufacturer:

Other Similar products are found below :

[VKD2GHNB-00000-000](#) [VSD2GNNB-00000-000](#) [6-1571986-5](#) [6-1571986-9](#) [632422-4B-KD](#) [7036WWCDBX653+U622](#) [8055K52Z7V](#)
[8138K20E6M50](#) [FMC18A2200002](#) [84206L](#) [84312LX](#) [PREDD4-07F-BB0FW](#) [PREDD5-07F-BB0GW](#) [PRFDD1-16F-BB000](#) [PRFDD3-16F-](#)
[BB000](#) [1-1634201-0](#) [999-16702-001](#) [A101J2ZQ004](#) [A101J4ZQ004](#) [A101J51CB0004](#) [A107J51ZQ0004](#) [A201J1AQ004](#) [A201J1AV2Q004](#)
[A201J3ZB004](#) [A201J50ZQ004](#) [A203J51ZQ0004](#) [A226L11YZQ](#) [A22L11A](#) [A435S1YZQ](#) [H8500XBBBBL-A](#) [H8653VBBG2577W](#)
[HB130CHNWWNAAC](#) [1251.0303](#) [AE205J60V3B004](#) [RH110C2NBB](#) [1352.0107](#) [1363.0201](#) [AML25GBF2AA03GR](#) [1571099-3](#) [1571987-4](#)
[1571987-5](#) [1571989-7](#) [B123J77V7B2](#) [B226J50W4Q22P](#) [B433J37ZQ22M](#) [160212E](#) [1801.1164](#) [1831.1102](#) [1833.3402](#) [1837.1118](#)