


# 2M-Series

Miniature Toggles Switches

**PRODUCT WEBPAGE**

*request sample, configure part*



The 2M family of miniature toggle switches is composed of three switch series; the 2M1-Series miniature toggle switch, the 2MS-Series sealed miniature toggle switch, and the 2MIH-Series premium sealed miniature toggle switch. These series all feature PC mounting and offer a variety of ratings, circuits, contact materials, terminal platings, toggle styles and lengths, and optional color caps.

<b>1-2</b>	<b>.4-5</b>	<b>125, 250</b>	<b>28</b>
Poles	Amps	VAC	VDC


## Typical Applications

- Instrumentation
- Telecommunications
- Networking
- Medical
- Military


# Tech Specs



**2MIH-Series**  
Premium Sealed  
Miniature  
Toggle Switch



**2MS-Series**  
Sealed  
Miniature  
Toggle Switch



**2MI-Series**  
Miniature  
Toggle Switch

## Electrical

Contact Rating	refer to ordering scheme
Electrical Life	50,000 make & break cycles @ full load
Contact Resistance	10 mΩ max. initial @ 2-4 VDC 100mA for both silver & gold plated contacts
Insulation Resistance	1000 MΩ min.
Dielectric Strength	1500 Volts RMS @ sea level

## Physical

Operating Temperature	-30°C to +85°C
Index of Protection	<b>2MIH-Series:</b> IP67 <b>2MS-Series:</b> IP67
Solder Heat Resistance	MIL-STD-202, Method 210
Actuator Travel	25°

## Material

Case	<b>2MIH-Series &amp; 2MI-Series:</b> Dially phthalate (DAP) (UL 94V-0) <b>2MS-Series:</b> Glass filled nylon 6/6, flame retardant, heat stabilized (UL 94V-0)
Toggle	<b>2MIH-Series:</b> Brass, black finish with o-ring seal <b>2MS-Series:</b> Brass, chrome plated, internal o-ring sealed <b>2MI-Series:</b> Brass, chrome plated
Bushing	<b>2MIH-Series:</b> Brass, black finish with o-ring seal <b>2MS-Series:</b> Glass filled nylon 6/6, flame retardant, heat stabilized (UL 94V-0) <b>2MI-Series:</b> Brass, nickel plated
Housing	Stainless Steel
Bracket	<b>2MS-Series:</b> Nylon (UL 94V-0) <b>2MI-Series:</b> Stainless Steel
Actuator Retainer	<b>2MS-Series:</b> Stainless Steel
Switch Support	Brass, tin plated
Terminal Seal	Epoxy

# Ordering Scheme

Sample Part Number **2MIH - DP1 TJ - BK - M2 R E**

Selection 1 2 3 4 5 6 7

### 1. SERIES

**2MIH** Premium Sealed Miniature Toggle Switch

### 2. POLES / CIRCUIT

( ) - momentary			
Position:	1	2	3
	2-3, 5-6	Connected Terminals	2-1, 5-4
SP1	ON	NONE	ON
SP2	ON	NONE	(ON)
SP3	ON	OFF	ON
SP4	(ON)	OFF	(ON)
SP5	ON	OFF	(ON)
DP1	ON	NONE	ON
DP2	ON	NONE	(ON)
DP3	ON	OFF	ON
DP4	(ON)	OFF	(ON)
DP5	ON	OFF	(ON)
DP6 *	ON	ON	ON
DP7 *	(ON)	ON	(ON)
DP8 *	ON	ON	(ON)

\*Center position connects 2-3, 5-4

### 3. ACTUATOR STYLE

**TJ** .709" [18 mm] length **TK** .512" [13.00 mm] length

### 4. BUSHING

**BK** .386" [9.80 mm] threaded, flat

### 5. TERMINATION

<b>M1</b> Solder Lug	<b>M51</b> Wire Wrap, .750" [19.05mm] length
<b>M2</b> PCB	<b>M52</b> Wire Wrap, .964" [24.48mm] length
<b>M3</b> Quick Connect	<b>M53</b> Wire Wrap, .425" [10.80mm] length
	<b>M54</b> Wire Wrap, 1.062" [25.97mm] length

### 6. CONTACTS / TERMINALS

Contact Material	Terminal Plating	Rating	Approvals
<b>G</b> silver <sup>1</sup>	gold over silver	5A 125VAC or 28VDC, 2A 250VAC	IP67
<b>K</b> gold <sup>2,5</sup>	tin <sup>4,7</sup>	0.4VA max 20V max (AC/DC)	IP67
<b>P</b> silver <sup>1,6</sup>	tin <sup>4,7</sup>	5A 125VAC or 28VDC, 2A 250VAC	IP67
<b>Q</b> silver <sup>1</sup> silver <sup>1</sup>	5A	125VAC or 28VDC, 2A 250VAC	IP67
<b>R</b> gold <sup>2</sup> gold <sup>3</sup>	0.4VA max	20V max (AC/DC)	IP67

### 7. EPOXY SEAL

**E** Epoxy Seal

Notes: Switches supplied with (1) 2MI-HDW4 hex nut and (1) 3MNH-WCP-0872 O-Ring  
 1 Movable contact and terminal platings: silver over copper alloy  
 2 Movable contact and terminal platings: gold over nickel over copper alloy  
 3 Terminal platings: gold over nickel over copper alloy  
 4 Terminal platings: tin over copper alloy  
 5 Terminal contact platings: gold over nickel alloy  
 6 Terminal contact platings: silver over nickel alloy  
 7 Tin option not available with M1 & M3 terminations.

[Configure Complete Part Number >](#)

[Browse Standard Parts >](#)

# Ordering Scheme

Sample Part Number **2MS - WSP 1 - T1 - B4 - M1 G E**

Selection 1 2 3 4 5 6 7 8

## 1. SERIES

**2MS** Sealed Miniature Toggle Switch

## 2. POLES

**WSP** Single pole - uses terminals 1, 2 & 3  
**WDP** Double pole - uses terminals 1, 2, 3, 4, 5 & 6  
**W3P** Three pole - uses terminals 1, 2, 3, 4, 5, 6, 7, 8 & 9

## 3. CIRCUIT

( ) - momentary  
**Position:** **1** **2** **3**  
 2-3, 5-6 Connected Terminals 2-1, 5-4  
**1** ON NONE ON  
**2** ON NONE (ON)  
**3** ON OFF ON  
**4** (ON) OFF (ON)  
**5** ON OFF (ON)

## 4. ACTUATOR STYLE

**T1** Round Bat **P1** Plastic Anti-Static .496" length  
**T2** Round Short Bat **P2** Plastic Anti-Static .299" length  
**T9** Long Black Plastic .492" length

## 5. BUSHING

**B1** Threaded, Keyway **B4** Unthreaded, Short, Keyway, Flat

Notes:  
 B1 Bushing switches supplied with (2) 2M1-HDW2 nuts, (1) 2M1-HDW11 washer and (1) 2M1-HDW15 locking ring. See page 76-77.  
 1 Movable contact & terminal platings: silver over copper alloy  
 2 Movable contact & terminal platings: gold over nickel over copper alloy  
 3 Terminal platings: tin over nickel over copper alloy  
 4 Tin option not available with M1 terminal

## 6. TERMINATION

**M1<sup>4</sup>** Solder Lug **VS21** Vertical, Snap-In, .460" [11.70mm]  
**M2** PCB **VS3** Vertical, .630" [16mm]  
**M3** Quick Connect **VS31** Vertical, Snap-In, .630" [16mm]  
**M51** Wire Wrap, .750" [19.05mm] **U2** Vertical, .551" [14mm] - only 3PDT  
**M52** Wire Wrap, .964" [24.48mm] **VS4** Vertical, .461" [11.70mm]  
**M53** Wire Wrap, .425" [10.80mm] **VS41** Vertical, Snap-In, .461" [11.70mm]  
**M54** Wire Wrap, 1.062" [25.97mm] **U4** Vertical, .551" [14mm] - only 3PDT  
**M6** Right Angle, PC Thru-Hole **VS5** Vertical, .630" [16mm]  
**M61** Right Angle, Snap-In **VS51** Vertical, Snap-In, .630" [16mm]  
**M7** Vertical, Right Angle, PC Thru-Hole  
**M71** Vertical, Right Angle, Snap-In  
**VS2** Vertical, .461" [11.70mm]

## 7. CONTACTS / TERMINALS

Contact Material	Terminal Plating	Rating	Approvals
<b>G</b> silver <sup>1</sup>	gold over silver	5A 125VAC or 28VDC, 2A 250VAC	us, IP67
<b>K</b> gold <sup>2</sup>	tin 3, 4	0.4VA max 20V max (AC/DC)	IP67
<b>P</b> silver <sup>1</sup>	tin 3, 4	5A 125VAC or 28VDC, 2A 250VAC	us, IP67
<b>R</b> gold <sup>2</sup>	gold <sup>2</sup>	0.4VA max 20V max (AC/DC)	IP67

## 8. EPOXY SEAL

**E** Epoxy Seal **0** without Epoxy Seal

[Configure Complete Part Number >](#)

[Browse Standard Parts >](#)

Sample Part Number **2M1 - SP 1 - T1 - B1 - M1 Q E**

Selection 1 2 3 4 5 6 7 8

## 1. SERIES

**2M1** Miniature Toggle Switch

## 2. POLES

**SP** Single pole - uses terminals 1, 2 & 3  
**DP** Double pole - uses terminals 1, 2, 3, 4, 5 & 6  
**3P** Three pole - uses terminals 1, 2, 3, 4, 5, 6, 7, 8 & 9  
**4P** Four pole - uses terminals 1, 2, 3, 4, 5, 6, 7, 8, 9, 10, 11 & 12

## 3. CIRCUIT

( ) - momentary  
**Position:** **1** **2** **3**  
 2-3, 5-6, 8-9, 11-12 Connected Terminals 2-1, 5-4, 8-7, 11-10  
**1** ON NONE ON  
**2** ON NONE (ON)  
**3** ON OFF ON  
**4** (ON) OFF (ON)  
**5** ON OFF (ON)  
**6\*** ON ON ON  
**7\*** (ON) ON (ON)  
**8\*** ON ON (ON)

\*Available with DP and 4P switches only. Center position connects 2-3, 5-4, 8-9, 11-10

## 4. ACTUATOR STYLE

**T1** Round Bat **T7** Large Bat (B0 bushing)  
**T2** Round Short Bat **T8** X-Large Bat (B0 bushing)  
**T3** Paddle **T9** Black Plastic  
**T4** Medium Paddle **T0** Rectangular  
**TA** Locking Lever **TA** Locking Lever  
**T5** Long Paddle **TI** Locking Lever  
**T6** Flat (B1,B2,B5,BA,BB,BE) **TL** Locking Lever

Notes: B1 Bushing switches supplied with (2) 2M1-HDW2 nuts, (1) 2M1-HDW11 washer and (1) 2M1-HDW15 locking ring.  
 1 Movable contact & terminal platings: silver over copper alloy  
 2 Movable contact & terminal platings: gold over nickel over copper alloy  
 3 Terminal platings: tin over nickel over copper alloy  
 4 Tin option not available with M1 terminal Movable contact & terminal platings: silver over copper alloy  
 5 Movable contact & terminal platings: gold over nickel over copper alloy  
 6 Terminal platings: tin over nickel over copper alloy  
 7 Tin option not available with M1 terminal

## 5. BUSHING

**B1** Threaded Standard, keyway **B9** Splashproof  
**B2** Non-Threaded Standard, keyway **B0** 15/32" Threaded (Standard for T7 & T8 actuator styles)  
**B3** Threaded Short, keyway **BA** Threaded for T6  
**B4** Non-Threaded Short, keyway **BA** Threaded for T6  
**B5** High Torque, 7.5mm, flat **BB** Non-Threaded for T6  
**B6** High Torque, 8.0mm, keyway **BE** Threaded Hi Torque for T6  
**B7** Long threaded **BL** Threaded, Locking  
**B8** Metric

## 6. TERMINATION

**M1<sup>4</sup>** Solder Lug **VS21** Vertical, Snap-In, .460" [11.70mm]  
**M2** PCB **VS3** Vertical, .630" [16mm]  
**M3** Quick Connect **VS31** Vertical, Snap-In, .630" [16mm]  
**M51** Wire Wrap, .750" [19.05mm] **U2** Vertical, .551" [14mm] - only 3PDT  
**M52** Wire Wrap, .964" [24.48mm] **VS4** Vertical, .461" [11.70mm]  
**M53** Wire Wrap, .425" [10.80mm] **VS41** Vertical, Snap-In, .461" [11.70mm]  
**M54** Wire Wrap, 1.062" [25.97mm] **U4** Vertical, .551" [14mm] - only 3PDT  
**M6** Right Angle, PC Thru-Hole **VS5** Vertical, .630" [16mm]  
**M61** Right Angle, Snap-In **VS51** Vertical, Snap-In, .630" [16mm]  
**M7** Vertical, Right Angle, PC Thru-Hole  
**M71** Vertical, Right Angle, Snap-In  
**VS2** Vertical, .461" [11.70mm]

## 7. CONTACTS / TERMINALS

Contact Material	Terminal Plating	Rating	Approvals
<b>G</b> silver <sup>1</sup>	gold over silver	5A 125VAC or 28VDC, 2A 250VAC	IP67
<b>K</b> gold <sup>2</sup>	tin 3, 4	0.4VA max 20V max (AC/DC)	N/A
<b>P</b> silver <sup>1</sup>	tin 3, 4	5A 125VAC or 28VDC, 2A 250VAC	IP67
<b>Q</b> silver <sup>1</sup>	silver <sup>1</sup>	5A 125VAC or 28VDC, 2A 250VAC	IP67
<b>R</b> gold <sup>2</sup>	gold <sup>2</sup>	0.4VA max 20V max (AC/DC)	N/A

## 8. EPOXY SEAL

**E** Epoxy Seal **0** without Epoxy Seal

[Configure Complete Part Number >](#)

[Browse Standard Parts >](#)

# Ordering Scheme Accessories

## 2M-Series Accessories

To order accessories assembled on a switch, specify the switch number followed by the accessory part number and the word "assembled".  
Ex: 2M1-SPI-T1-BI-MIQE-T12 ASSEMBLED. To order accessories in bulk, specify the Series, followed by the accessory. Ex: 2M1-T12. See page 76 for dimensional specifications.

## Optional Toggle Cap

Sample Part Number 2M1 - T1 2

Selection 1 2 3

### 1. SERIES

**2M1** Fits 2MIH, 2MS or 2M1

### 2. TOGGLE CAP SIZE

**T1** 10.6 mm      **T2** 7.6 mm

### 3. CAP COLOR

1	White	5	Yellow
2	Black	6	Green
3	Red	7	Blue

## Optional Dress and Knurled Nuts

Sample Part Number 2M1 - HDW3

Selection 1 2

### 1. SERIES

**2M1** Fits 2MIH, 2MS or 2M1

### 2. NUT

**HDW3** Dress nut for 1/4" bushing  
**HDW5** Knurled nut for 15/32" bushing (2M1-Series only)

## Optional Rubber Seals

Sample Part Number 2M1 - E1A

Selection 1 2

### 1. SERIES

**2M1** Fits 2MIH, 2MS or 2M1

### 2. RUBBER BOOT SEAL

**E1A** 1/4 - 40" UNS bushing (Not available for B0 bushing option)  
**K1** Metric M6 bushing (B8 bushing only)  
**YE1D** 15/32 - 32" UNS bushing (TJ, TK and B0 bushings only)  
**YE1E** 15/32 - 32" UNS bushing 1/2 boot (T7, T8, TJ, TK and B0 bushings only)

Sample Part Number 3MNH - WCP-0872

Selection 1 2

### 1. SERIES

**3MNH** Fits 3MNH or 2MIH

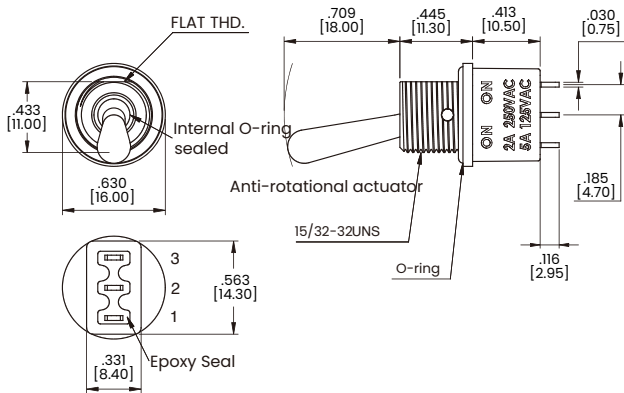
### 2. RUBBER O-RING

**WCP-0872** For 15/32 bushing option

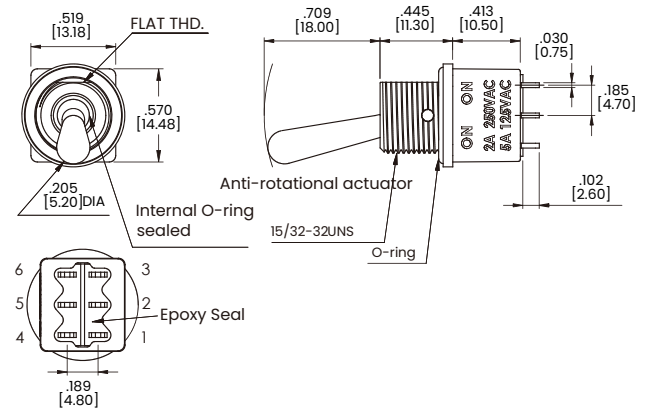
# Dimensional Specs

inches [millimeters]

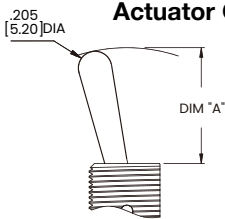
## Single Pole



## Double Pole

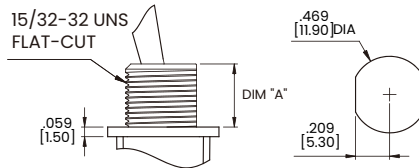


## Actuator Options



OPTION CODE	DIM. "A"
TJ	.709 [18.00]
TK	.512 [13.00]

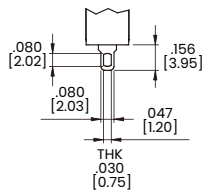
## Bushing Options & Mounting



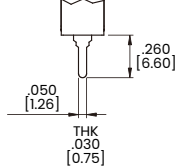
OPTION CODE	DIM. "A"
BK	.386 [9.80]

## Termination Options

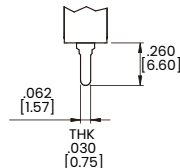
### M1 Standard Solder Lug



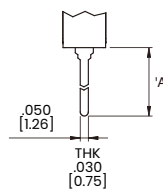
### M2 PC Thru-Hole



### M3 Quick Connect



### M5 Wire Wrap

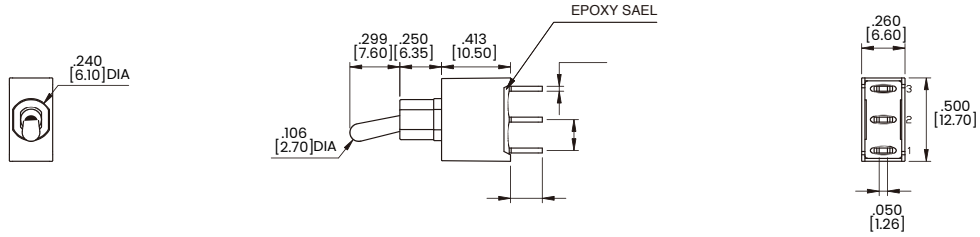


OPTION CODE	DIM. "A"
M5-1	.750 [19.05]
M5-2	.964 [24.48]
M5-3	.425 [10.80]
M5-4	1.062 [26.97]

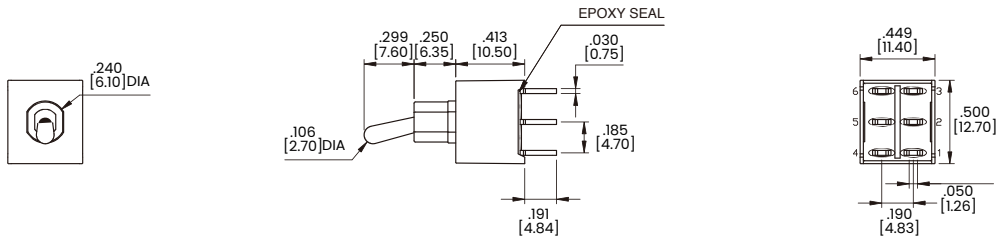
# Dimensional Specs

inches [millimeters]

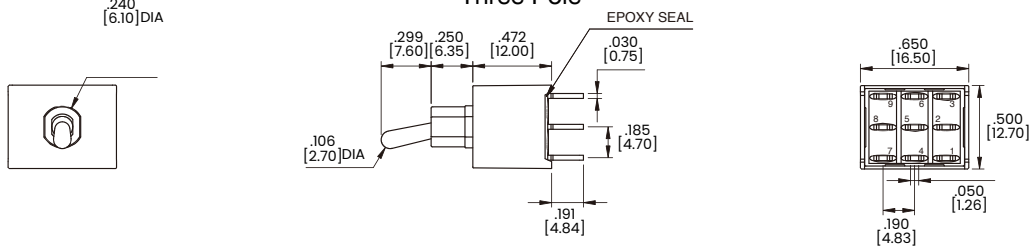
## Single Pole



## Double Pole

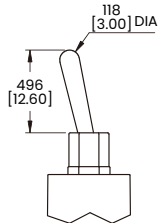


## Three Pole

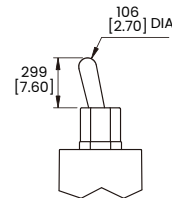


## Actuator Options

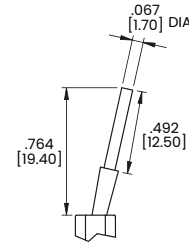
### T1



### T2

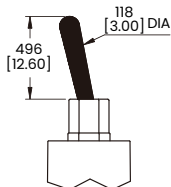


### T9 with Plastic Cap

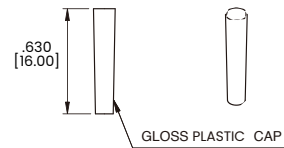
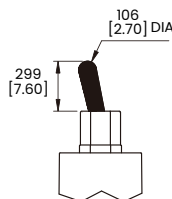


NO.	COLOR
1	White
2	Black(std.)
3	Red
4	Orange
5	Yellow
6	Green
7	Blue
8	Brown
9	Gray

### P1 Plastic Toggle



### P2 Plastic Toggle



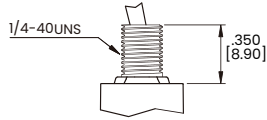
\* Shown with B4 bushing. Subtract 0.75" (1.90mm) from actuator height for B1 bushing.

# Dimensional Specs

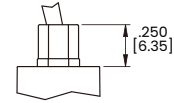
inches [millimeters]

## Bushing Options

**B1**

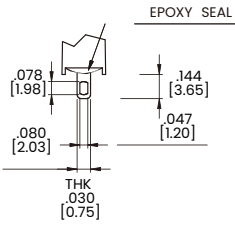


**B4**

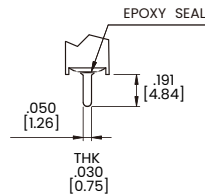


## Termination Options

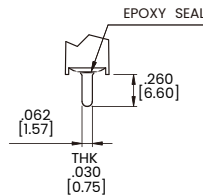
**M1 Standard Solder Lug**



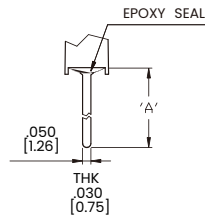
**M2 PC Thru-Hole**



**M3 Quick Connect**

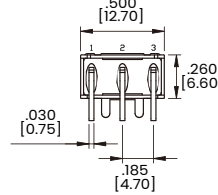
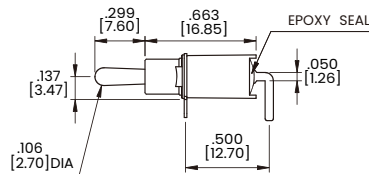
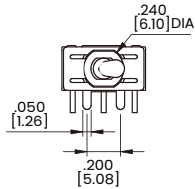


**M5 Wire Wrap**

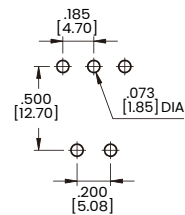


OPTION CODE	DIM.'A'
<b>M5-1</b>	.750 [19.05]
<b>M5-2</b>	.964 [24.48]
<b>M5-3</b>	.425 [10.80]
<b>M5-4</b>	1.062 [26.97]

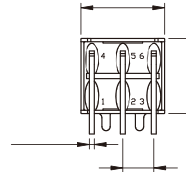
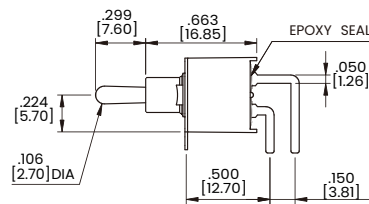
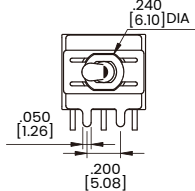
**M6 Single Pole**



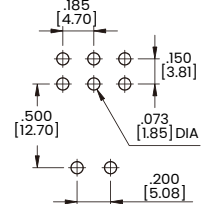
**P.C.MOUNTING**



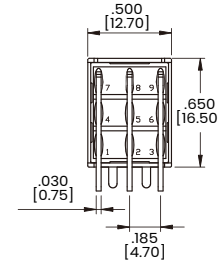
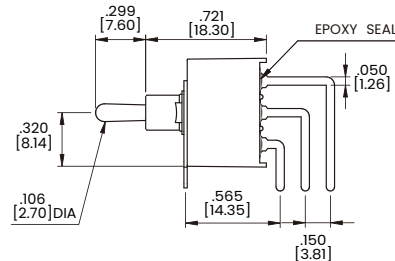
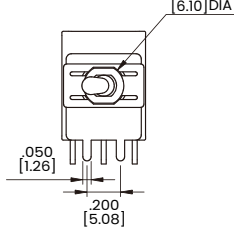
**M6 Double Pole**



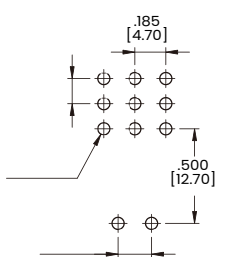
**P.C.MOUNTING**



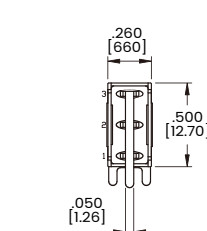
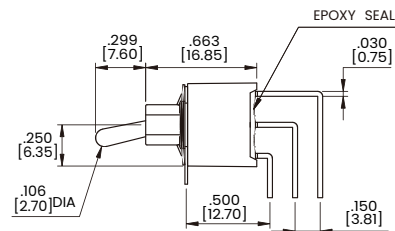
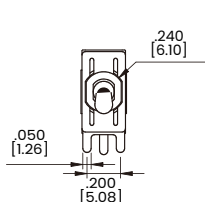
**M6 Three Pole**



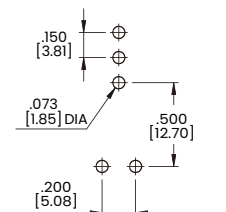
**P.C.MOUNTING**



**M7 Single Pole**



**P.C.MOUNTING**

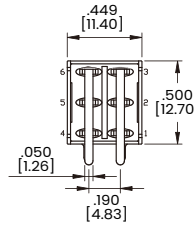
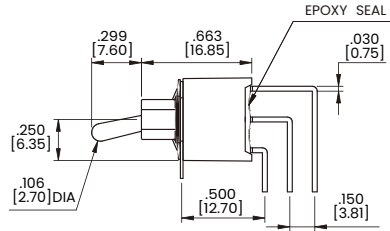
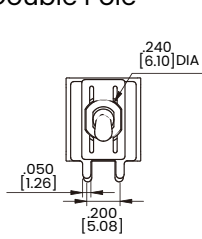


# Dimensional Specs

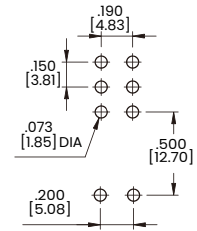
inches [millimeters]

## Termination Options

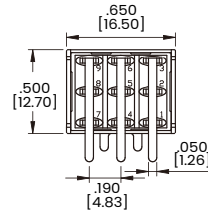
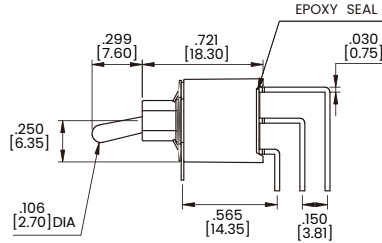
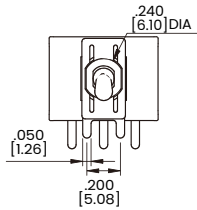
### M7 Double Pole



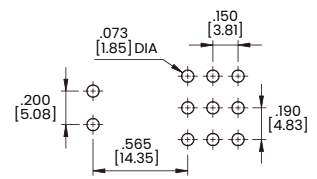
### P.C.MOUNTING



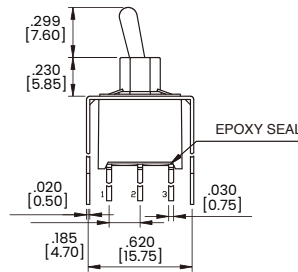
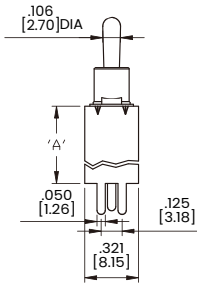
### M7 Three Pole



### P.C.MOUNTING

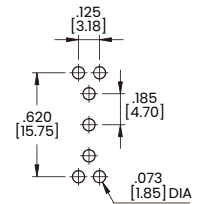


### VS2-VS3 Single Pole

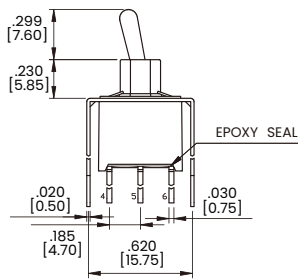
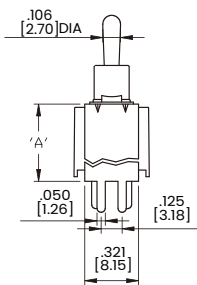


OPTION CODE	DIM.'A'
<b>VS2</b>	.461 [11.70]
<b>VS3</b>	.630 [16.00]

### P.C.MOUNTING

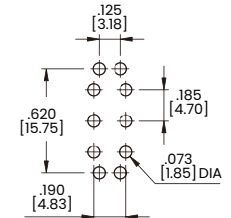


### VS2-VS3 Double Pole

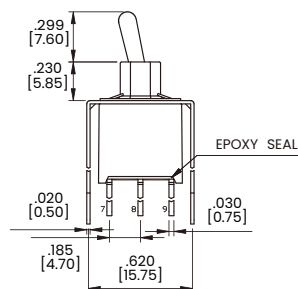
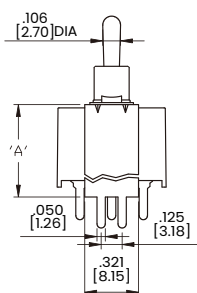


OPTION CODE	DIM.'A'
<b>VS2</b>	.461 [11.70]
<b>VS3</b>	.630 [16.00]

### P.C.MOUNTING

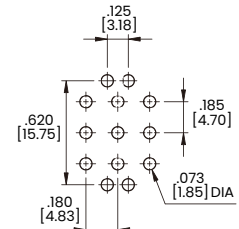


### U2-VS3 Three Pole



OPTION CODE	DIM.'A'
<b>U2</b>	.551 [14.00]
<b>VS3</b>	.630 [16.00]

### P.C.MOUNTING



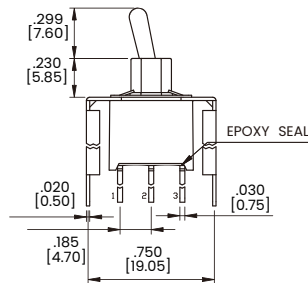
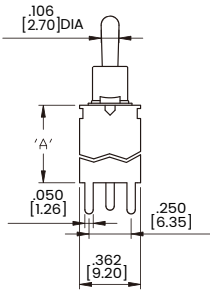


# Dimensional Specs

inches [millimeters]

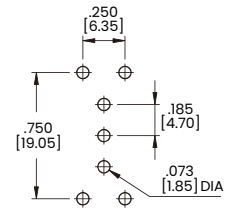
## Termination Options

### VS4-VS5 Single Pole

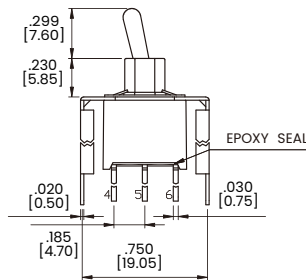
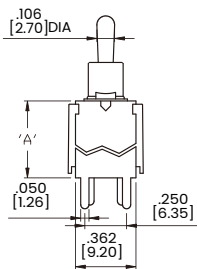


OPTION CODE	DIM.'A'
<b>VS4</b>	.461 [11.70]
<b>VS5</b>	.630 [16.00]

### P.C.MOUNTING

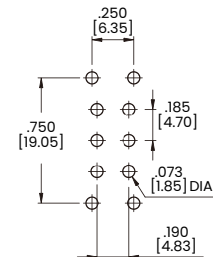


### VS4-VS5 Double Pole

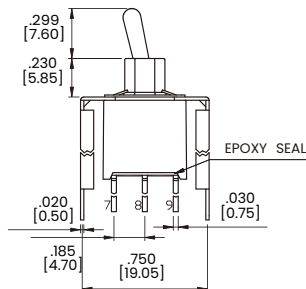
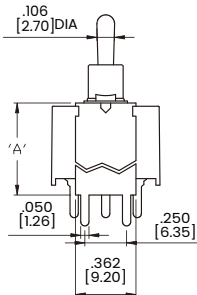


OPTION CODE	DIM.'A'
<b>VS4</b>	.461 [11.70]
<b>VS5</b>	.630 [16.00]

### P.C.MOUNTING

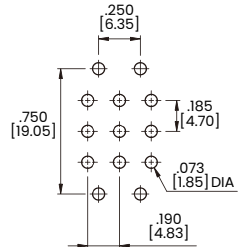


### U4-VS5 Three Pole



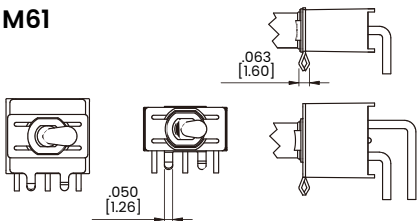
OPTION CODE	DIM.'A'
<b>U4</b>	.551 [14.00]
<b>VS5</b>	.630 [16.00]

### P.C.MOUNTING

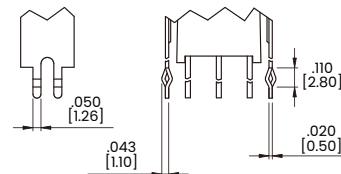


## Snap-In Termination Options

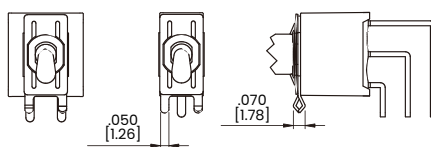
### M61



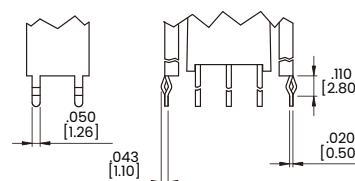
### VS21, VS31



### M71



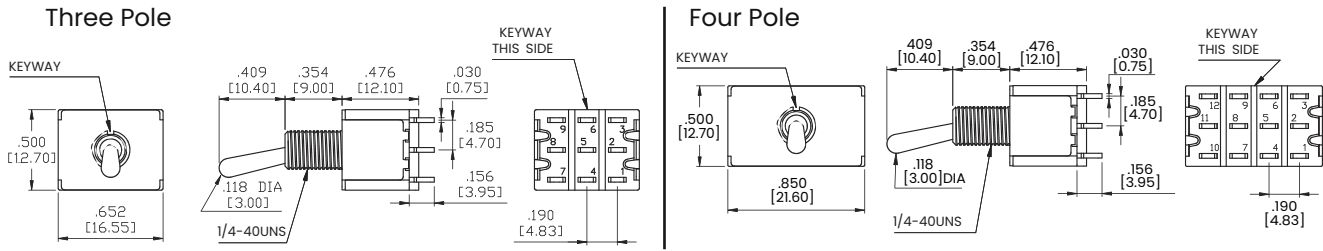
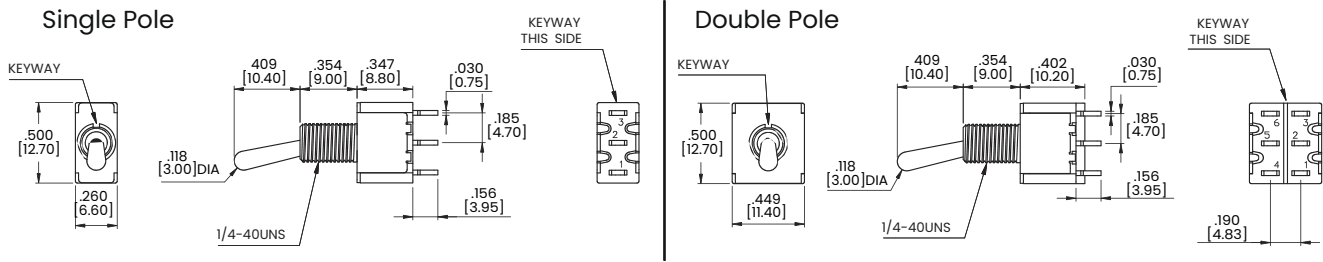
### VS41, VS51



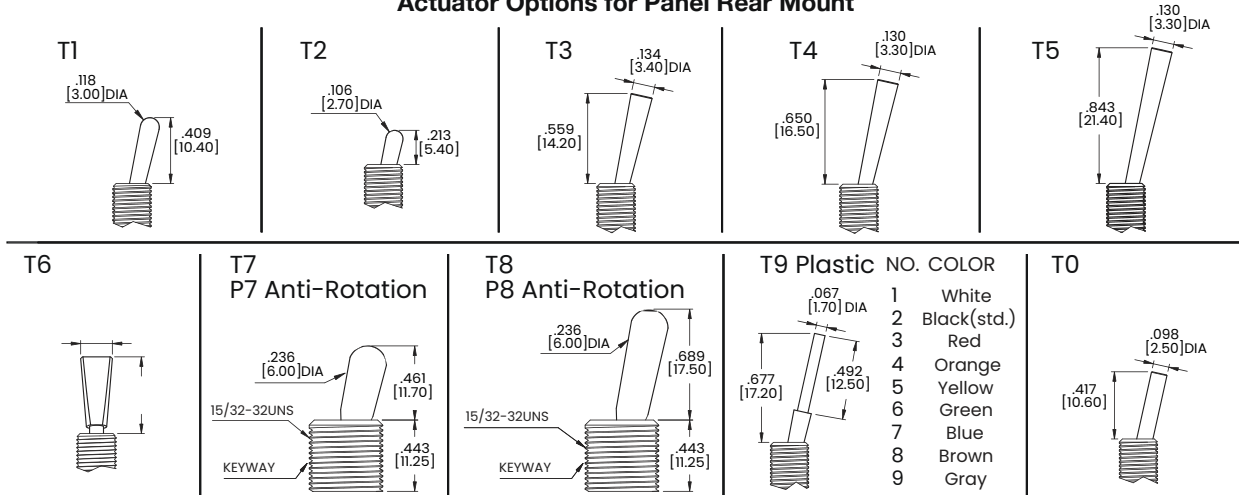
\* PC Mounting for M61, M71, VS21, VS31, VS41, VS51 refer to M6, M7, VS2, VS3, VS4, VS5 respectively.

# Dimensional Specs

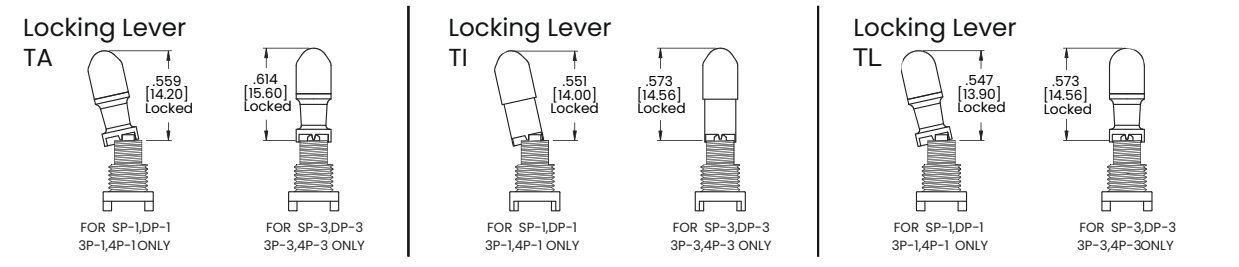
inches [millimeters]



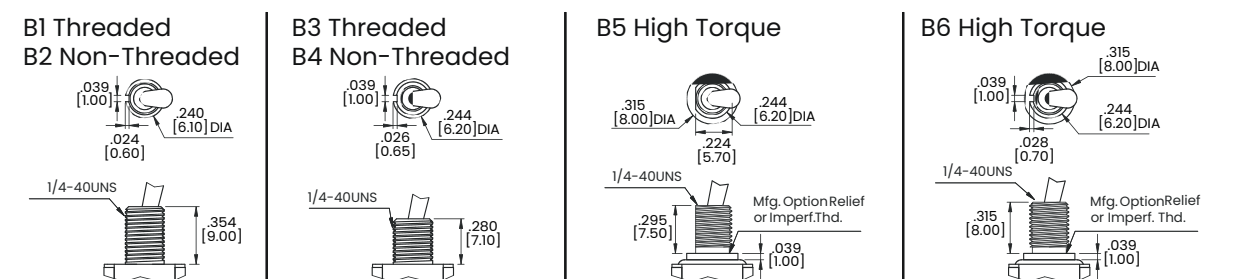
## Actuator Options for Panel Rear Mount



\* T6 actuator is available with B1, B2, B5, B6, BA, BB & BE bushing. Actuator length shown for T1-T5, T9 and T10 is with B1 bushing. T7, T7, P8 does not require a bushing code.



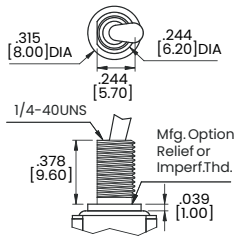
## Bushing Options



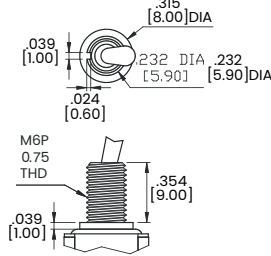
# Dimensional Specs

inches [millimeters]

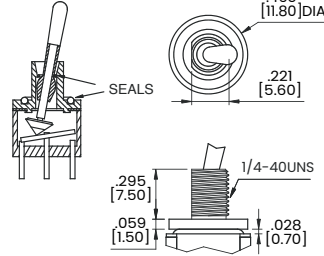
**B7 Long**



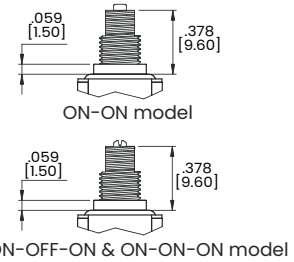
**B8 Metric**



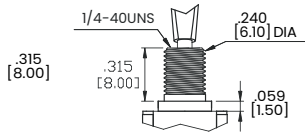
**B9 Splash-Proof**



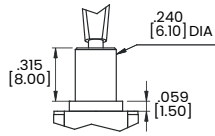
**BL Locking Lever**



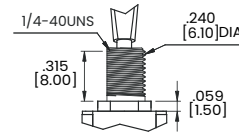
**BA Threaded for T6**



**BB Non-Threaded for T6**

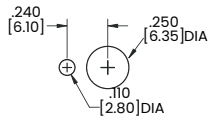
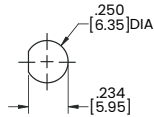
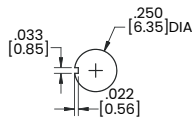


**BB High Torque for T6**

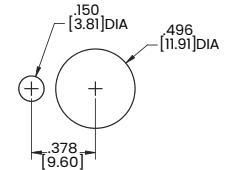
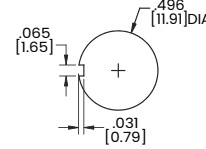


## Panel Mounting

**1/4 INCH BUSHING**

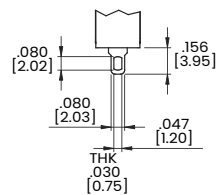


**15/32 INCH BUSHING**

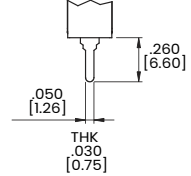


## Termination Options

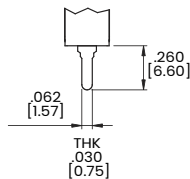
**M1 Standard Solder Lug**



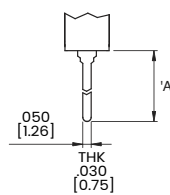
**M2 PC Thru-Hole**



**M3 Quick Connect**

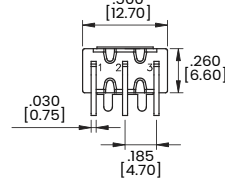
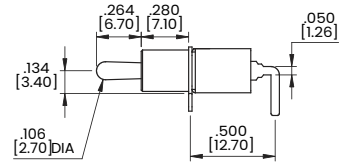
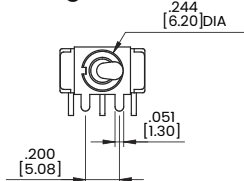


**M5 Wire Wrap**

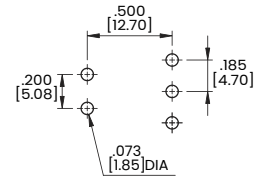


OPTION CODE	DIM. 'A'
M5-1	.750 [19.05]
M5-2	.964 [24.48]
M5-3	.425 [10.80]
M5-4	1.062 [26.97]

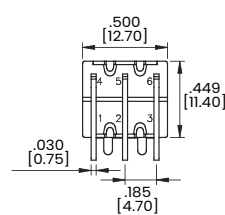
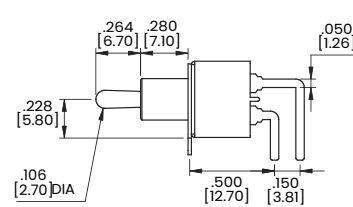
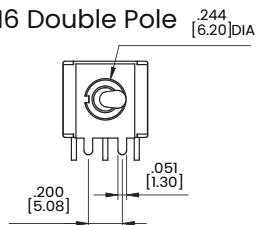
**M6 Single Pole**



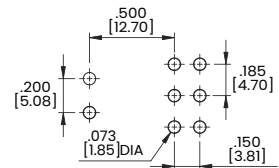
**P.C.MOUNTING**



**M6 Double Pole**



**P.C.MOUNTING**

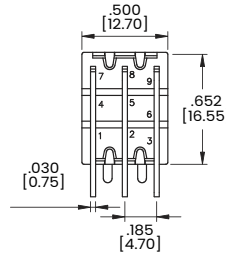
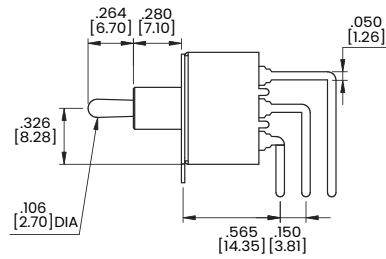
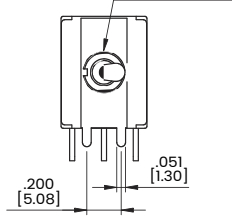


# Dimensional Specs

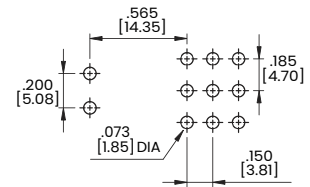
inches [millimeters]

## Termination Options

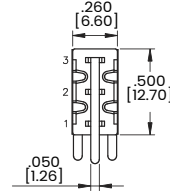
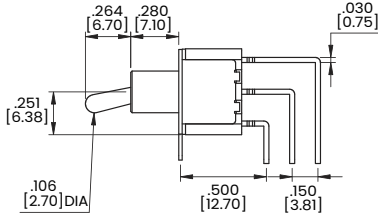
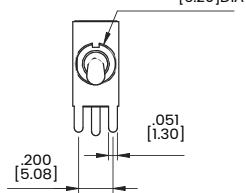
M6 Three Pole



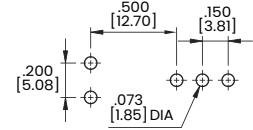
P.C.MOUNTING



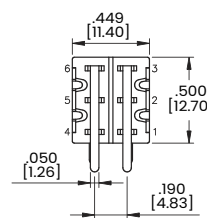
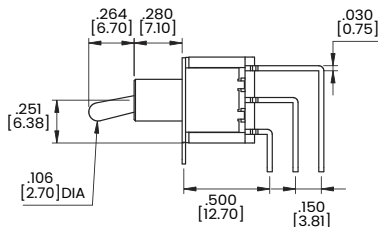
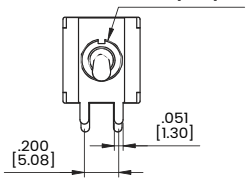
M7 Single Pole



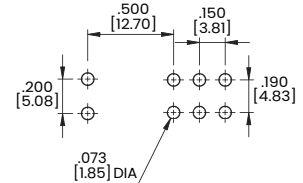
P.C.MOUNTING



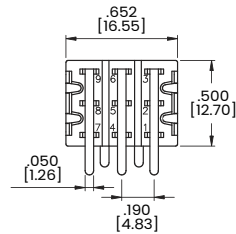
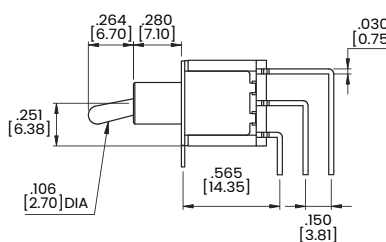
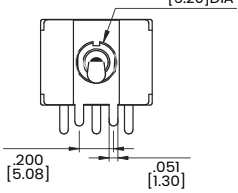
M7 Double Pole



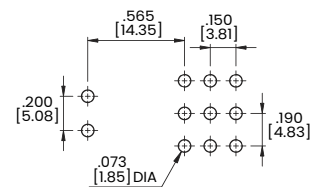
P.C.MOUNTING



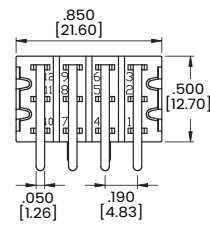
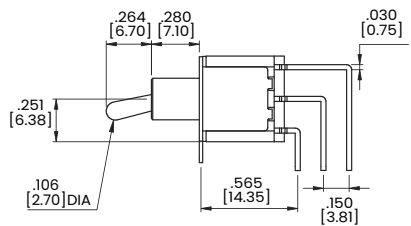
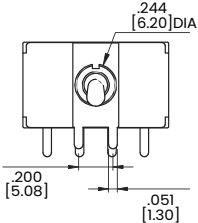
M7 Three Pole



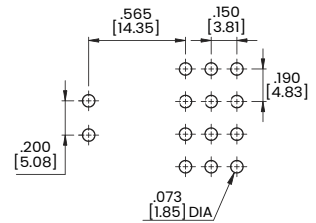
P.C.MOUNTING



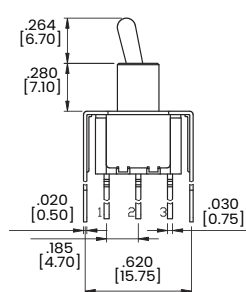
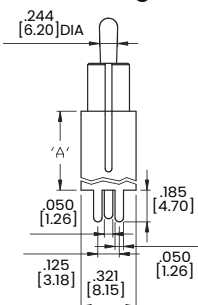
M7 Four Pole



P.C.MOUNTING

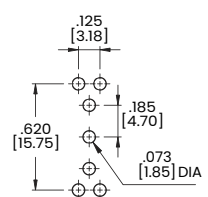


VS2-VS3 Single Pole



OPTION CODE	DIM: 'A'
VS2	.461 [11.70]
VS3	.630 [16.00]

P.C.MOUNTING

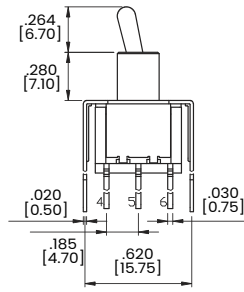
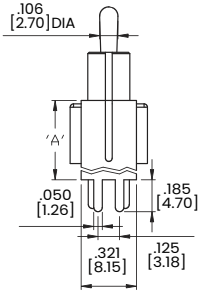


# Dimensional Specs

inches [millimeters]

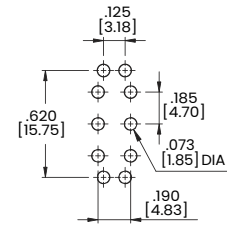
## Termination Options

### VS2-VS3 Double Pole

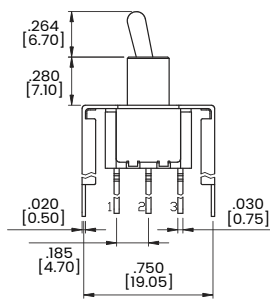
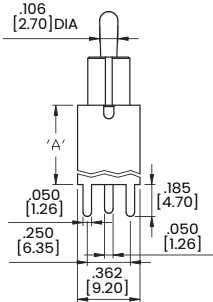


OPTION CODE	DIM.'A'
VS2	.461 [11.70]
VS3	.630 [16.00]

### P.C.MOUNTING

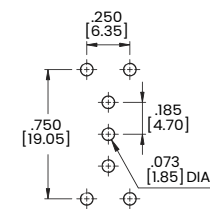


### VS4-VS5 Single Pole

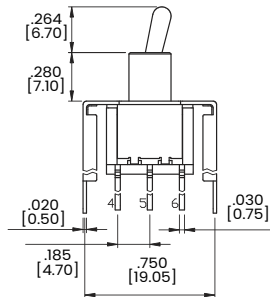
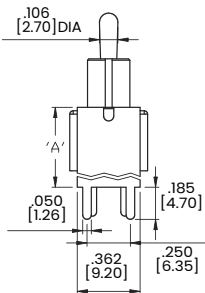


OPTION CODE	DIM.'A'
VS4	.461 [11.70]
VS5	.630 [16.00]

### P.C.MOUNTING

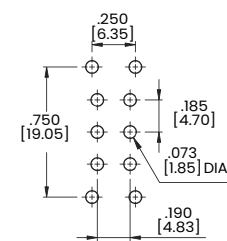


### VS4-VS5 Double Pole



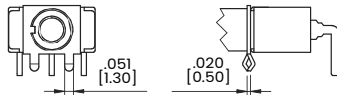
OPTION CODE	DIM.'A'
VS4	.461 [11.70]
VS5	.630 [16.00]

### P.C.MOUNTING

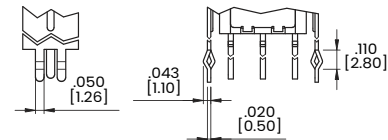


## Snap-In Termination Options

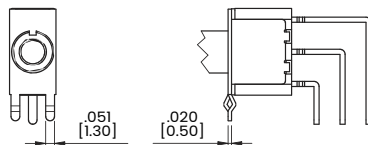
### M61 (available with SP & DP)



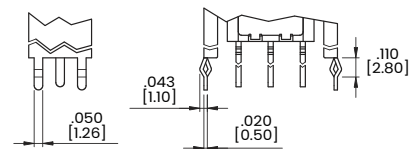
### VS21, VS31



### M71 (available with SP & DP)



### VS41, VS51



\* PC Mounting for M61,M71,VS21,VS31,VS41,VS51 refer to M6,M7,VS2,VS3,VS4,VS5 respectively.

## Authorized Sales Representatives and Distributors

Click on a region of the map below to find your local representatives and distributors or visit [www.carlingtech.com/findarep](http://www.carlingtech.com/findarep).



## About Carling

Founded in 1920, Carling Technologies is a leading manufacturer of electrical and electronic switches and assemblies, circuit breakers, electronic controls, power distribution units, and multiplexed power distribution systems. With six ISO9001 and IATF16949 registered manufacturing facilities and technical sales offices worldwide, Carling Technologies Sales, Service and Engineering teams do much more than manufacture electrical components, they engineer powerful solutions! To learn more about Carling please visit [www.carlingtech.com/company-profile](http://www.carlingtech.com/company-profile).

To view all of Carling's environmental, quality, health & safety certifications please visit [www.carlingtech.com/environmental-certifications](http://www.carlingtech.com/environmental-certifications).

## **X-ON Electronics**

Largest Supplier of Electrical and Electronic Components

*Click to view similar products for [Switch Fixings](#) category:*

*Click to view products by [Carling](#) manufacturer:*

Other Similar products are found below :

[893102000](#) [00-5150](#) [LZZ1A](#) [0098.9234](#) [61-9451.0](#) [M2PA-5011](#) [630155](#) [635401](#) [6PA113](#) [6PA147-E6](#) [6PA148-E6](#) [6PA32](#) [6PA9](#) [700109](#)  
[700303A56](#) [700C1GRY](#) [700C2GRN](#) [704-6001](#) [704.960.9](#) [704.965.2](#) [704.965.6](#) [704.966.0](#) [7089-3](#) [710082-B11](#) [71M1048](#) [757200264](#)  
[764300000](#) [MHU35](#) [MHU37](#) [807039-1](#) [825.003.011](#) [825.005.011](#) [825.053.011](#) [825.055.011](#) [826.000.071](#) [827.020.011](#) [827.400.021](#)  
[835.900.023](#) [MML52C10C](#) [MML52E10C](#) [MML92HGH](#) [MML93K](#) [84211M02CNNS](#) [84212M02CNNS](#) [84217A8.0LNOS](#) [842.500.011](#)  
[843.000.011](#) [843187-000](#) [843487-000](#) [84-901](#)