

# CMB-Series

## THERMAL CIRCUIT BREAKERS

The CMB-Series is a compact, single pole, push-to-reset family of thermal circuit breakers designed to protect equipment. Utilizing simple, precision design with few moving parts, these breakers offer cost effective, extremely reliable circuit protection with high resistance against shock and vibration.



### Resources:

[Configure a Complete Part](#)

[Download CAD & Sales Drawing >](#)

### Product Highlights:

- Ratings from 3-20A, 125, 250VAC, 32VDC
- 2500 VAC/1 minute
- 60°C Max Operating Temperature
- 2500A @ 32VDC Interrupting Capacity
- 100M ohms Insulation Resistance
- Voltage drop <0.25 V
- UL, cUL, CSA, TUV, CE
- UL1500/ISO8846 for ignition protection/marine

### Applications:

- Household Appliances
- On/Off-Highway
- Marine
- Power Strips
- Medical Equipment
- Audio Visual Equipment
- Power Supplies
- ROHS Compliant



**Carling Technologies, Inc.**  
60 Johnson Avenue, Plainville, CT 06062  
Email: [sales@carlingtech.com](mailto:sales@carlingtech.com)  
Application Support: [team2@carlingtech.com](mailto:team2@carlingtech.com)  
Phone: 860.793.9281 Fax: 860.793.9231

[www.carlingtech.com](http://www.carlingtech.com)

# CMB - 10 3 - 11 C 3 N - B - A /10

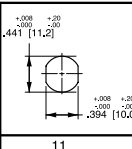
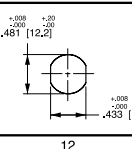
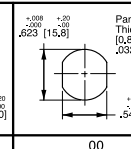
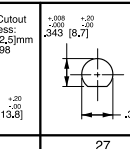
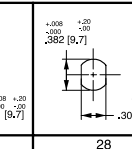
- |        |        |         |               |              |              |                 |        |          |                |
|--------|--------|---------|---------------|--------------|--------------|-----------------|--------|----------|----------------|
| 1      | 2      | 3       | 4             | 5            | 6            | 7               | 8      | 9        | 10             |
| Series | Rating | Voltage | Mounting Hole | Bushing Type | Mounting Nut | Indicator Plate | Button | Terminal | Button Marking |

**1 SERIES**  
CMB

**3 VOLTAGE**  
3 125-250VAC/ 32 VDC

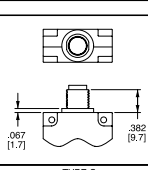
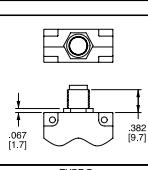
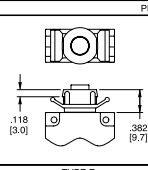
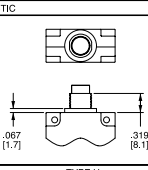
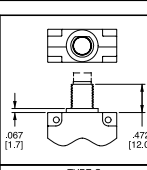
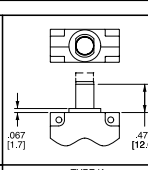
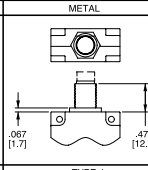
<b>2 RATING</b>	
<b>10</b> 10 amps	<b>12</b> 12 amps
<b>03</b> 3 amps	<b>13</b> 13 amps
<b>04</b> 4 amps	<b>14</b> 14 amps
<b>05</b> 5 amps	<b>15</b> 15 amps
<b>06</b> 6 amps	<b>16</b> 16 amps
<b>07</b> 7 amps	<b>20</b> 20 amps
<b>08</b> 8 amps	

**4 MOUNTING HOLE**

<b>11</b> 1 M11 	<b>12</b> 2 M12 	<b>00</b> 3 Snap In Style 	<b>27</b> 15 3/8" 27 UNS 	<b>28</b> 12 3/8" 27 UNS (double flatted) 
--	--	--	---	--

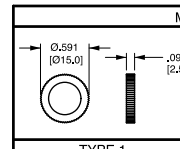
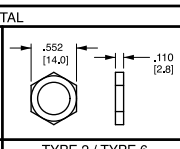
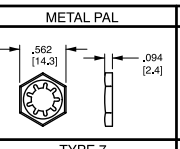
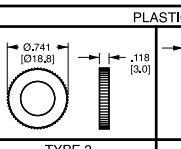
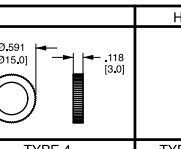

**5 BUSHING**

**PLASTIC**

 TYPE C	 TYPE D	 TYPE E	 TYPE H	 TYPE G	 TYPE K	 TYPE J
---	---	---	---	--	---	---

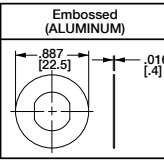
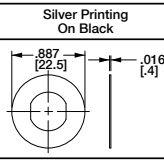
**METAL**  
J 8 Type J

**6 MOUNTING NUT 7**

 TYPE 1	 TYPE 2 / TYPE 6	 TYPE 7	 TYPE 3	 TYPE 4	 TYPE 5 / TYPE 8
--	---	--	---	--	---

NOTE: Type 5 is clear hex boot. Type 8 is black hex boot (available for bushings G, J & K only); Type 3 nut includes molded in "PRESS TO RESET" marking.

**7 INDICATOR PLATE 7**

<p><b>N</b> None</p> <p><b>A</b> Embossed Legend</p> <p><b>B</b> Silver Printing on Black</p>	<p>Embossed (ALUMINUM)</p>  <p>Silver Printing On Black</p> 
---	--

All indicator plates are marked "Suppl. Prot. press to reset".

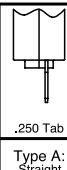
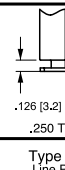
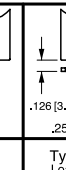
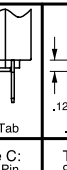
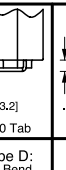

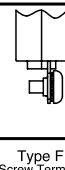
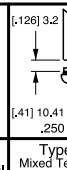
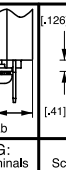
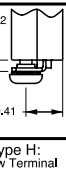
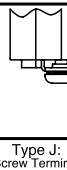
Notes: All dimensions are in [mm]. Tolerance ±.005 [ .127] unless otherwise specified.

- |  |   |
|--|---|
| 1 Used with bushing C or D only.<br>2 Used with H bushing only.<br>3 Used with bushing E only.<br>4 Used with M11 mounting hole only.<br>5 Used with mounting hole 00 only.<br>6 Used with M12 mounting hole only.<br>7 All hardware available separately. Consult factory.<br>8 Available with mounting hole 27 only.<br>9 Available with G, J or K bushing only. | 10 Amp rating must match button marking (ex: 20 will be marked on the button of CMB-203-27G3N-W-A/20)<br>11 Includes molded in "PRESS TO RESET" marking.<br>12 Available with K bushing only.<br>13 Available with mounting hole 28 only.<br>14 Thickness is 3.0 mm, .118 in.<br>15 Available with G or J bushing only. |
|--|---|

**8 BUTTON**

**B** Black                      **R** Red                      **W** White

**9 TERMINAL**

 Type A: Straight	 Type B: Line Pin	 Type C: Load Pin	 Type D: 90° Bend	 Type E: 90° Bend Backward	 Type F: Screw Terminal	 Type G: Mixed Terminals 90° Bend Line	 Type H: Screw Terminal 90° Bend	 Type J: Screw Terminal 90° Bend	 Type R: Screw Terminal <b>without screw</b>	 Type K: Mixed Terminals 90° Bend Load
---	---	---	---	--	---	--	--	---	--	--

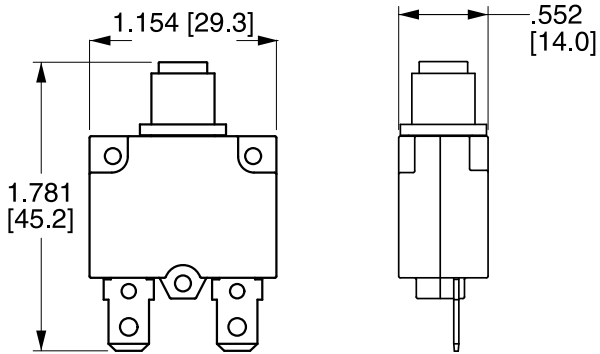
F,G,H,J TERMINALS ARE 8-32 UNC

**10 BUTTON MARKING (IF BLANK, NO MARKING)<sup>10</sup>** Button Marking Orientation: line 20 load

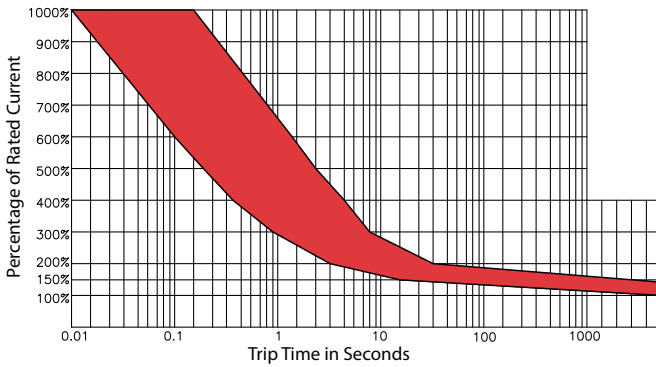
<b>03</b> 3 amp	<b>05</b> 5 amp	<b>07</b> 7 amp	<b>10</b> 10 amp	<b>13</b> 13 amp	<b>15</b> 15 amp	<b>20</b> 20 amp
<b>04</b> 4 amp	<b>06</b> 6 amp	<b>08</b> 8 amp	<b>12</b> 12 amp	<b>14</b> 14 amp	<b>16</b> 16 amp	

\*Manufacturer reserves the right to change product specification without prior notice.

### Dimensional Specifications: in. [mm]



### Time Delay



Overload	Trip Time
100%	No Trip
150%	Trip in 1 hr
200%	4.0 ~ 40 sec.
300%	0.9 ~ 8.0 sec.
400%	0.42 ~ 5.0 sec.
500%	0.25 ~ 3.0 sec.
600%	0.01 ~ 1.8 sec.

Time Trip Factor <sup>1</sup>	
-10 °C	x 1.70
-5 °C	x 1.60
0 °C	x 1.50
5 °C	x 1.40
10 °C	x 1.30
15 °C	x 1.20
20 °C	x 1.10
25 °C	x 1.00

Time Trip Factor <sup>1</sup>	
30 °C	x 0.90
35 °C	x 0.85
40 °C	x 0.80
45 °C	x 0.75
50 °C	x 0.70
55 °C	x 0.65
60 °C	x 0.60

Notes:

1. Trip Time factor is a guideline that indicates ambient temperature effect on trip times at various overload values.

## Authorized Sales Representatives and Distributors

Click on a region of the map below to find your local representatives and distributors or visit [www.carlingtech.com/findarep](http://www.carlingtech.com/findarep).



## About Carling

Founded in 1920, Carling Technologies is a leading manufacturer of electrical and electronic switches and assemblies, circuit breakers, electronic controls, power distribution units, and multiplexed power distribution systems. With four ISO registered manufacturing facilities and technical sales offices worldwide, Carling Technologies Sales, Service and Engineering teams do much more than manufacture electrical components, they engineer powerful solutions! To learn more about Carling please visit [www.carlingtech.com/company-profile](http://www.carlingtech.com/company-profile).

To view all of Carling's environmental, quality, health & safety certifications please visit [www.carlingtech.com/environmental-certifications](http://www.carlingtech.com/environmental-certifications)

## **Worldwide Headquarters**

Carling Technologies, Inc.  
60 Johnson Avenue, Plainville, CT 06062  
**Phone:** 860.793.9281 **Fax:** 860.793.9231  
**Email:** sales@carlingtech.com

**Northern Region Sales Office:** nrsm@carlingtech.com  
**Southeast Region Sales Office:** sersm@carlingtech.com  
**Midwest Region Sales Office:** mrsms@carlingtech.com  
**West Region Sales Office:** wrsm@carlingtech.com  
**Latin America Sales Office:** larsm@carlingtech.com

## **Asia-Pacific Headquarters**

Carling Technologies, Asia-Pacific Ltd.,  
Suite 1607, 16/F Tower 2, The Gateway,  
Harbour City, 25 Canton Road,  
Tsimshatsui, Kowloon, Hong Kong  
**Phone:** Int + 852-2737-2277 **Fax:** Int + 852-2736-9332  
**Email:** sales@carlingtech.com.hk

**Shenzhen, China:** shenzhen@carlingtech.com  
**Shanghai, China:** shanghai@carlingtech.com  
**Pune, India:** india@carlingtech.com  
**Kaohsiung, Taiwan:** taiwan@carlingtech.com  
**Yokohama, Japan:** japan@carlingtech.com

## **Europe | Middle East | Africa Headquarters**

Carling Technologies LTD  
4 Airport Business Park, Exeter Airport,  
Clyst Honiton, Exeter, Devon, EX5 2UL, UK  
**Phone:** Int + 44 1392.364422 **Fax:** Int + 44 1392.364477  
**Email:** ltd.sales@carlingtech.com

**Germany:** gmbh@carlingtech.com  
**France:** sas@carlingtech.com



**Carling Technologies®**

Innovative Designs. Powerful Solutions.

## X-ON Electronics

Largest Supplier of Electrical and Electronic Components

*Click to view similar products for [Circuit Breakers](#) category:*

*Click to view products by [Carling](#) manufacturer:*

Other Similar products are found below :

[M39019/04-249S](#) [M39019/04-313S](#) [M55629/1-001](#) [M55629/1-016](#) [M55629/1-018](#) [M55629/1-021](#) [M55629/1-033](#) [M55629/1-036](#) [M55629/1-046](#) [M55629/1-048](#) [M55629/1-058](#) [M55629/1-060](#) [M55629/1-067](#) [M55629/1-070](#) [M55629/1-079](#) [M55629/1-084](#) [M55629/1-085](#) [M55629/1-101](#) [M55629/1-108](#) [M55629/1-109](#) [M55629/11-102](#) [M55629/1-120](#) [M55629/12-045](#) [M55629/12-046](#) [M55629/1-243](#) [M55629/1-330](#) [M55629/1-331](#) [M55629/1-351](#) [M55629/1-366](#) [M55629/1-387](#) [M55629/1-388](#) [M55629/1-401](#) [M55629/1-430](#) [M55629/1-450](#) [M55629/1-453](#) [M55629/2-022](#) [M55629/2-037](#) [M55629/2-082](#) [M55629/2-099](#) [M55629/2-101](#) [M55629/2-102](#) [M55629/2-115](#) [M55629/2-116](#) [M55629/2-183](#) [M55629/21-HM-HM](#) [M55629/21-NS-NS](#) [M55629/21-SK-UK](#) [M55629/22-NR-NR-NR](#) [M55629/22-RS-RS-RS](#) [M55629/22-TM-TM-TM](#)