


# Table of Specifications

## Midi 4-Pole Contactors



Frame size			
Type	Screw clamp terminal		
Number of poles	4		
Rated operational voltage (Ue)	690V		
Rated insulation voltage (Ui)	690V		
Rated frequency	50/60Hz		
Rated impulse withstand voltage, Uimp	6kV		
Maximum operating rate in operating cycles per hour(AC1)	1800 operations per hour		
Durability	Mechanical		
	Electrical		
Current and Power	AC-1	Thermal current	A
		200/240V	kW
		380/400V	kW
			A
		500/550V	kW
			A
UL rating (50/60Hz)	Continuous current	200~240V	HP
		220~240V	HP
		200~208V	HP
		220~240V	HP
		440~480V	HP
		550~600V	HP
NEMA Size			
Size and weight	AC	Weight	kg
		Control	Size(W × H × D) mm
	DC	Weight	kg
		Control	Size(W × H × D) mm
Auxiliary(standard)			
Auxiliary	Side Mount		
	Front Mount		



18AF		
CC9/4	CC12/4	CC18/4
●		
4pole		
690V		
690V		
50/60Hz		
6kV		
1800 operations per hour		
15 mil. Operations		
0.5 mil. Operations	0.8 mil. Operations	
25	25	40
9	9	15
25	25	40
17	17	27
25	25	40
21	21	35
25	25	40
27	27	44
25	25	40
25	25	32
0.5	0.75	1
1.5	2	3
2	3	5
3	5	7.5
5	7.5	10
7.5	10	15
00	0	0
0.33		
45 × 73.5 × 79		
0.5		
45 × 73.5 × 110.7		
-		
GUA1		
GUA2, GUA4		

# Table of Specifications



22AF
CC22/4
●
4pole
690V
690V
50/60Hz
6kV
1800 operations
15 mil. Operations
1 mil. Operations
40
15
40
27
40
35
40
44
40
32
2
3
7.5
7.5
10
15
1
0.4
47.2 × 80 × 86.8
0.5
47.2 × 80 × 113.2
-
GUA1
GUA2, GUA4

40AF	
CC32/4	CC40/4
●	
4pole	
690V	
690V	
50/60Hz	
6kV	
1800 operations per hour	
15 mil. Operations	
1 mil. Operations	
50	60
18	22
50	60
35	42
50	60
43	52
50	60
55	66
50	60
45	50
2	3
5	5
7.5	10
10	10
20	25
20	25
1	1
0.59	
59 × 83.5 × 94.5	
0.7	
59 × 83.5 × 121	
-	
GUA1	
GUA2, GUA4	

85AF			
CC50/4	CC65/4	CC75/4	CC85/4
●			
4pole			
690V			
1000V			
50/60Hz			
8kV			
1800 operations per hour			
12 mil. Operations			
1 mil. Operations			
80	100	110	135
30	37	41	51
80	100	110	135
56	70	76	95
80	100	110	135
70	88	97	120
80	100	110	135
88	110	120	150
80	100	110	135
70	80	90	100
3	5	5	7.5
7.5	10	15	15
10	15	20	25
15	20	25	30
30	40	50	50
30	40	50	50
2	2	2	3
1.2			
91 × 123.5 × 117.8			
1.29			
91 × 123.5 × 117.8			
-			
GUA1			
GUA2, GUA4			

# Table of Specifications

## Power 4-Pole Contactors



Frame size				
Type	Screw clamp terminal			
Number of poles	4pole			
Rated operational voltage (Ue)	690V			
Rated insulation voltage (Ui)	1000V			
Rated frequency	50/60Hz			
Rated impulse withstand voltage, Uimp	8kV			
Maximum operating rate in operating cycles per hour(AC1)	1200 operations per hour			
Durability	Mechanical			
	15 mil. Operations			
Current and Power	Electrical			
Current and Power	AC-1	Thermal current	A	
		200/240V	kW	
		380/400V	kW	
			A	
		500/550V	kW	
		690V	kW	
UL rating (50/60Hz)	Continuous current		A	
		Single	110~120V HP	
	Phase	220~240V	HP	
		200~208V	HP	
		Three	220~240V HP	
	Phase	440~480V	HP	
		550~600V	HP	
		NEMA Size		
	Size and weight	AC	Weight	kg
			Control	Size(W × H × D) mm
DC		Weight	kg	
		Control	Size(W × H × D) mm	
Auxiliary(standard)				
Auxiliary	Side Mount			
	Front Mount			



225AF				
CC100/4	CC130/4	CC150/4	CC185/4	CC225/4
●				
4pole				
690V				
1000V				
50/60Hz				
8kV				
1200 operations per hour				
15 mil. Operations				
0.8 mil. Operations				
160	165	250	300	330
57	60	76	87	100
150	155	200	230	260
106	110	142	165	185
150	155	200	230	260
132	137	180	205	230
150	155	200	230	260
165	170	225	255	290
150	155	200	230	260
160	160	210	230	275
7.5	10	15	15	15
15	20	25	30	40
30	40	40	60	60
30	40	50	60	75
60	75	100	125	150
60	75	100	125	150
3	3	4	4	4
5.6				
175 × 203 × 185				
2a2b				
AX100				
-				

\* - FLA = 722 A, LRA = 5618 A  
 \*\* - FLA = 566 A, LRA = 4495 A

# Table of Specifications



### 400AF

CC265/4	CC330/4	CC400/4
	●	
	4pole	
	690V	
	1000V	
	50/60Hz	
	8kV	
	1200 operations per hour	
	15 mil. Operations	
	0.5 mil. Operations	
360	420	500
115	135	160
300	350	420
215	250	300
300	350	420
265	315	375
300	350	420
335	390	470
300	350	420
300	350	450
-	-	-
-	-	-
75	100	125
100	100	150
200	200	300
200	200	300
5	5	5

### 800AF

CC500/4	CC630/4	CC800/4
	●	
	4pole	
	690V	
	1000V	
	50/60Hz	
	8kV	
	1200 operations per hour	
	12 mil. Operations	
	0.5 mil. Operations	
630	750	900
245	255	310
630	660	800
450	470	570
630	660	800
560	590	710
630	660	800
710	740	900
630	660	800
580	660	900
-	-	-
-	-	-
150	200	200
200	250	300
400	500	600 *
400	500	600 **
6	6	7

9.9  
206 × 243 × 205

26.3  
346 × 310 × 244

### 2a2b

AX100
-

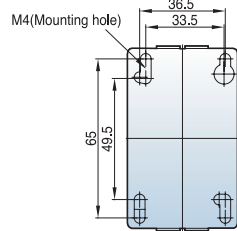
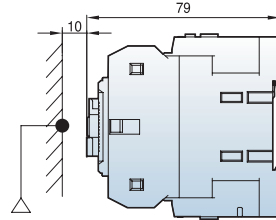
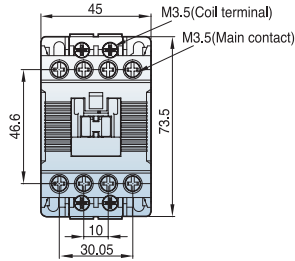
### 2a2b

AX100
-

# Contactors (CC9/4 ~ CC22/4)

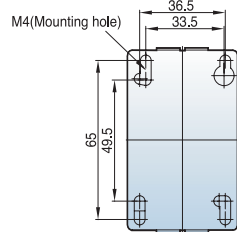
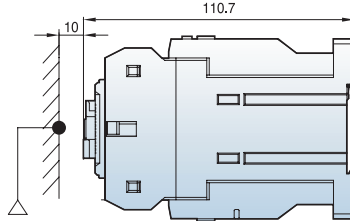
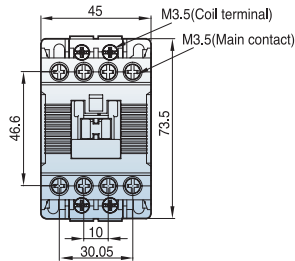
[mm]

CC9/4 ~ CC18/4  
AC coil



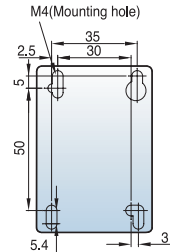
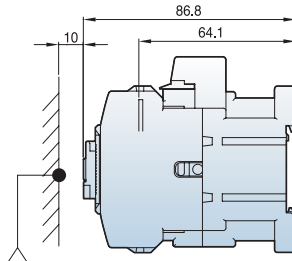
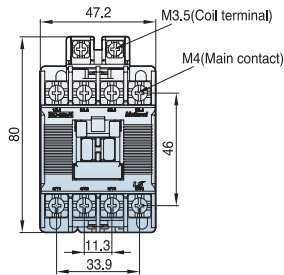
0.3kg

CC9/4 ~ CC18/4  
DC coil



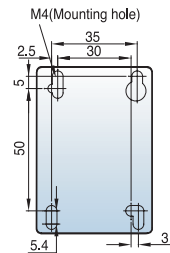
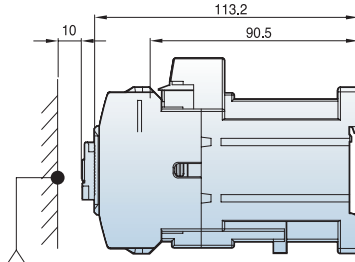
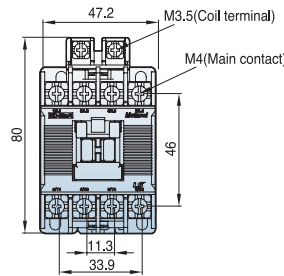
0.45kg

CC22/4  
AC coil



0.4kg

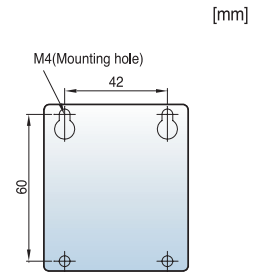
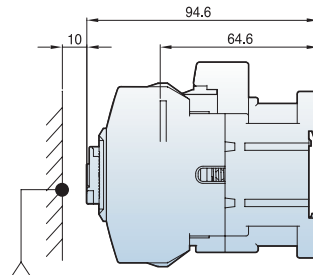
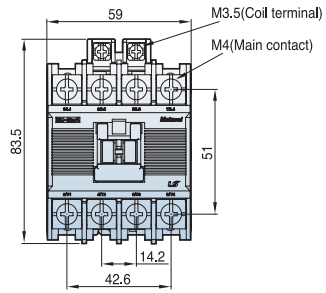
CC22/4  
DC coil



0.5kg

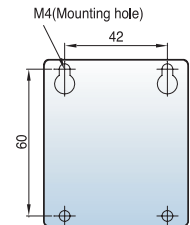
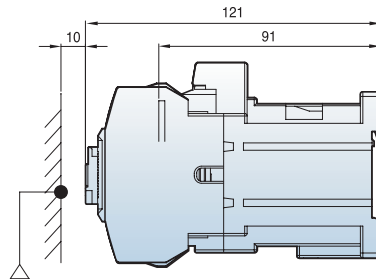
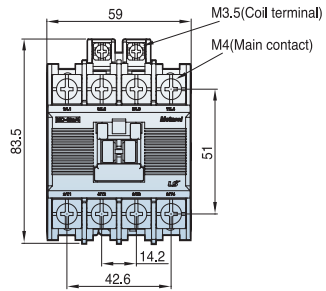
# Contactors (CC32/4 ~ CC85/4)

CC32/4 ~ CC40/4  
AC coil



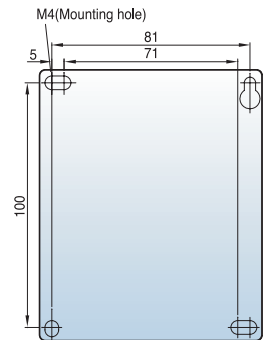
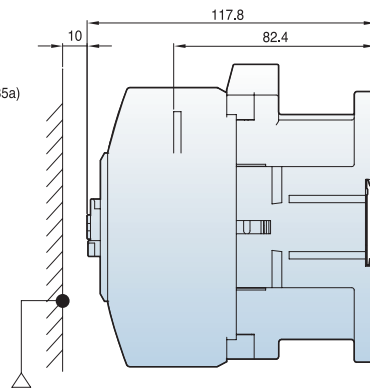
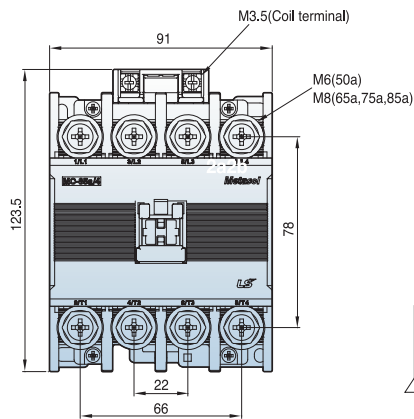
0.59kg

CC32/4 ~ CC40/4  
DC coil



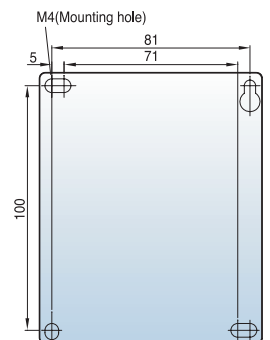
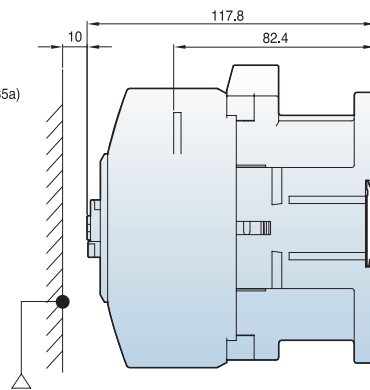
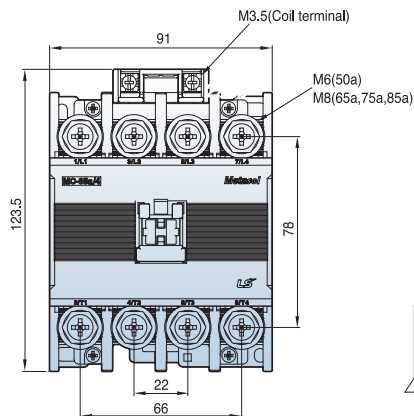
0.7kg

CC50/4 ~ CC85/4  
AC coil



1.2kg

CC50/4 ~ CC85/4  
DC coil

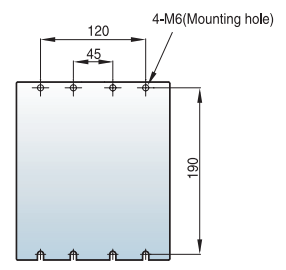
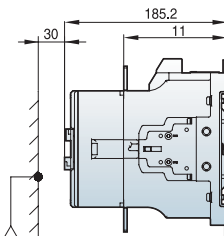
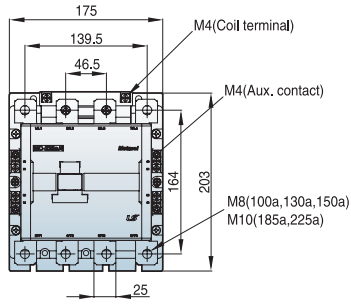


1.29kg

Specifications are subject to change without notice.

# Contactors (CC100/4 ~ CC800/4)

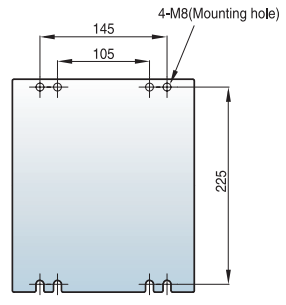
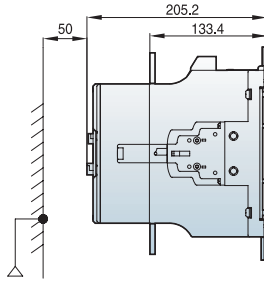
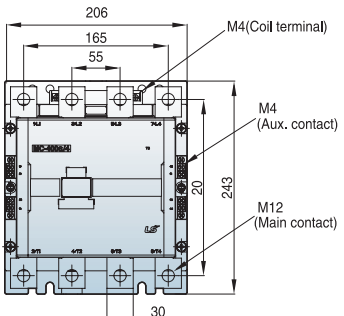
CC100/4 ~ CC225/4



[mm]

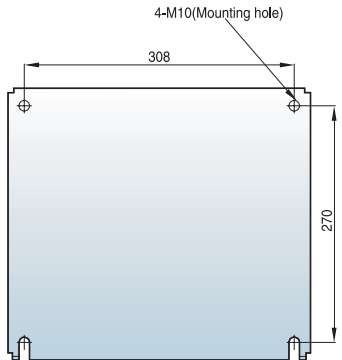
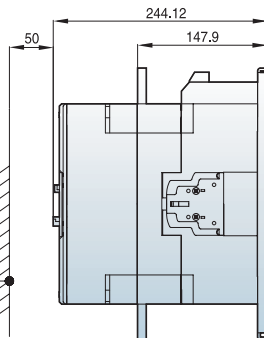
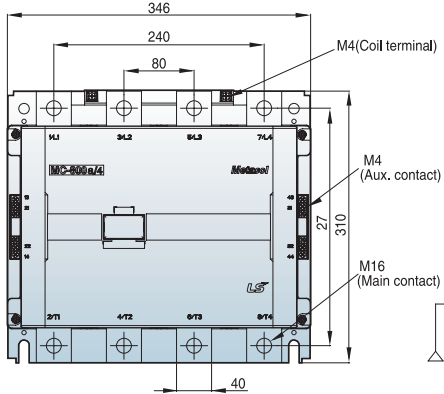
5.6kg

CC265/4 ~ CC400/4



9.9kg

CC500/4 ~ CC800/4



26.3kg

# Type Numbering System

## Midi-Contactor

<b>CC</b>	<b>9</b>		<b>S</b>	<b>A</b>	<b>120</b>		
Magnetic 3-pole Midi-Contactor	Amperage Size	Type	Terminal Type	Coil Type	Coil Voltage	AC Coil Frequency	Auxiliary Contact s
	9 - 9A 12 - 12A 18 - 18A 22 - 22A 32 - 32A 40 - 40A 50 - 50A 65 - 65A 75 - 75A 85 - 85A 100 - 100A	BLANK - 3-pole /4 - 4-pole	S - Screw L - Lug (>50A)	A - AC type D - DC type	24 - 24V 120 - 120V & 600 - 600V	BLANK - 50/60 Hz 50Hz - 50Hz only 60Hz - 60Hz only	BLANK - standard arrangement NOAUX - no aux. contact (>=32A)

## Overload

<b>GT</b>	<b>32</b>		<b>S</b>	<b>0.16A</b>
Bimetallic Midi-Overload	Frame Size	Class	Terminal Type (Must match contactor number)	Setting Ranges (Use upper limit in part)
	32 - 9, 12, 18A 22, 32, 40A 65 - 50, 65A 75 - 75, 85, 100A	BLANK class 10 L - class 20	S - Screw L - Lug (>35A)	0.1 ~ 0.16A 0.16 ~ 0.25A 0.25 ~ 0.4A 0.4 ~ 0.63A 0.63 ~ 1A 1 ~ 1.6A 1.6 ~ 2.5A 2.5 ~ 4A 4 ~ 6A 5 ~ 8A 6 ~ 9A 7 ~ 10A 9 ~ 13A 12 ~ 18A 16 ~ 22A 18 ~ 25A 22 ~ 32A 24 ~ 36A 28 ~ 40A 34 ~ 50A 45 ~ 65A 54 ~ 75A 63 ~ 85A 70 ~ 95A 80 ~ 100A <i>(Setting Range Guide)</i>
<b>CGE</b>	<b>22</b>	<b>3P</b>	<b>22A</b>	
Electronic Midi Overload	Frame Size	Protection	Setting Range (Use upper limit in part)	
	22 - 9, 12, 18, 22A 40 - 32, 40A 80 - 50, 65, 75, 85A	Direct Mount 22 and 40AF 2P - 2-Pole 3P - 3-Pole 3PR - 3-pole  Separate Mount All CGE sizes 2S - 2-Pole 3S - 3-Pole 3SR - 3-Pole	CGE22 0.3 ~ 1.5A 1 ~ 5A 4.4 ~ 22A  CGE40 4 ~ 20A 8 ~ 40A  CGE80 16 ~ 80A	
		Tunnel Type 22 and 40AF 2T - 2-Pole 3T - 3-Pole 3TR - 3-Pole		

## Optional Accessories

### Auxiliary contact unit



Version	Contact composition
GUA1 Side mount	11 1NO+1NC
GUA2 Front mount(2P)	20 2NO
GUA4 Front mount(4P)	02 2NC
	40 4NO
	31 3NO+1NC
	22 2NO+2NC
	13 1NO+3NC
	04 4NC

### Surge absorber



Composition and voltage
1 Varistor+RC AC/DC 24~48V
2 Varistor+RC AC/DC 100~125V
3 Varistor+RC AC/DC 200~240V
4 Varistor+RC AC 380~440V
5 Varistor+RC AC 24~48V
6 Varistor+RC AC 100~125V
11 Varistor AC 200~240V
12 Varistor DC 24~48V
13 Varistor DC 100~125V
14 Varistor DC 200~220V
22 RC AC 100~125V

Note) See page 52 for details.

### Interlock unit



Contact composition
02 2NC

### Wire kit for Interlocking



Frame size
22 22AF
32 32AF
63 63AF
95 95AF

### Separate mounting unit (For relay)



Frame size
32 32AF
63 63AF
95 95AF
150 150AF

### Remote reset unit (For relay)



Cable length
16 400
20 500
24 600



## X-ON Electronics

Largest Supplier of Electrical and Electronic Components

*Click to view similar products for [Industrial Relays](#) category:*

*Click to view products by [Carlo Gavazzi](#) manufacturer:*

Other Similar products are found below :

[6-1617801-8](#) [6-1618107-9](#) [7-1618273-3](#) [EV250-4A-02](#) [EV250-6A-01](#) [FCA-125-CX8](#) [FCA-325-159](#) [FCA-410-138](#) [8000-S3121](#) [8-1618273-6](#)  
[8-1618393-1](#) [GCA63A220VAC60HZ](#) [GCA63A277VAC60HZ](#) [GCA63A600VAC60HZ](#) [1-1672275-3](#) [1-1833005-4](#) [H-16/S1](#) [A711Z](#)  
[ACC530U20](#) [ACC633U30](#) [ACC730U30](#) [DH18DA](#) [1423675-8](#) [AVR907](#) [15732A200](#) [B07B032AC1-0329](#) [B329](#) [B490A](#) [1618279-1](#)  
[BHR124Y](#) [1810DDB-SX](#) [N417](#) [P30C42A12D1-120](#) [2-1617748-6](#) [2-1618396-6](#) [2-1618398-1](#) [JMGACD-5M](#) [JMGSC-5LW](#) [JMGSCD-5L](#)  
[PBO-18A1218](#) [PBO-40A3040](#) [K8DSPH1200480VAC](#) [KA-3C-12A](#) [RT334012WG](#) [S160156115](#) [SAH159](#) [2944795](#) [301-17SX](#) [1618105-2](#)  
[1618112-6](#)