

# Table of Specifications

## Midi-Contactors



Frame size	
Type	Terminal type
Number of poles	3pole
Rated operational voltage, Ue	690V
Rated insulation voltage, Ui	690V
Rated frequency	50/60Hz
Rated impulse withstand voltage, Uimp	6kV
Maximum operating rate in operating cycles per hour(AC3)	1800 operations per hour
Durability	Mechanical
	Electrical
Current and power	AC-1, Thermal current A
	AC-3 200/240V kW
	380/440V kW
	A
	500/550V kW
	690V kW
UL rating (50/60Hz)	Continuous current A
	Single phase 110~120V HP
	220~240V HP
	200~208V HP
	Three phase 220~240V HP
	440~480V HP
Size and weight	NEMA size
	Weight kg
Size and weight	Size(W × H × D) mm
	Weight kg
Auxiliary(standard)	AC control
	DC control
Auxiliary	Side mount
	Front mount



22AF			
CC9	CC12	CC18	CC22
Screw Only			
3pole			
690V			
690V			
50/60Hz			
6kV			
1800 operations per hour			
15 mil. operations			
2.5 mil. operations			
25	25	32	40
2.5	3.5	4.5	5.5
11	13	18	22
4	5.5	7.5	11
9	12	18	22
4	7.5	7.5	15
7	12	13	20
4	7.5	7.5	15
6	9	9	18
25	25	40	40
0.5	0.75	1	2
1.5	2	3	3
2	3	5	7.5
3	5	7.5	10
5	7.5	10	15
7.5	10	15	20
00	00	0	1
0.34			
45 × 73.5 × 86			
0.51			
45 × 73.5 × 117.7			
GUA1, GUA2, GUA4			
GUA-1			
GUA-2, GUA-4			

40AF	
CC32	CC40
Screw Only	
3pole	
690V	
1000V	
50/60Hz	
8kV	
1800 operations per hour	
12 mil. operations	
2 mil. operations	
50	60
7.5	11
32	40
15	18.5
32	40
18.5	22
28	32
18.5	22
20	23
50	60
2	3
5	7.5
7.5	15
10	15
20	30
25	30
1	1
0.55	
69 × 83 × 93	
0.77	
69 × 83 × 120	
GUA-1	
GUA-2, GUA-4	

Note) Minimum conduct current of Auxiliary contactor is DC 17V 5mA.

## GT Type Thermal Overload Relays



Type	
Screws clamp terminals	
Rated operational voltage, Ue	690V
Rated insulation voltage, Ui	690V
Rated impulse withstand voltage, Uimp	6kV
Trip class	10A, 20
Setting range	0.1~40A
Size and weight	Weight kg
	Size(W × H × D) mm



GT32	
●	
690V	
690V	
6kV	
10A, 20	
0.1~40A	
0.17	
45 × 75 × 90	

GT32	
●	
690V	
690V	
6kV	
10A, 20	
0.1~40A	
0.17	
45 × 75 × 90	

# Table of Specifications



65AF	
CC50	CC65
Screw or Lug	
3pole	
690V	
1000V	
50/60Hz	
8kV	
1800 operations per hour	
12 mil. operations	
2 mil. operations	
70	100
15	18,5
55	65
22	30
50	65
30	33
43	60
30	33
28	35
70	100
3	5
10	15
20	25
25	30
40	50
50	60
2	2
1.05	
79 × 106 × 122	
1.3	
79 × 106 × 149	

GUA-1
GUA-2, GUA-4



GT63
•
690V
690V
6kV
10A, 20
4~65A
0.31/0.33
55 × 81 × 100



100AF		
CC75	CC85	CC100
Screw or Lug		
3pole		
690V		
1000V		
50/60Hz		
8kV		
1800 operations per hour		
12 mil. operations		
2 mil. operations		
110	135	160
22	25	30
75	85	105
37	45	55
75	85	105
37	45	55
64	75	85
37	45	45
42	45	65
110	135	160
5	7.5	10
15	15	20
25	30	30
30	40	40
50	60	75
60	75	75
2	3	3
1.93		
94 × 140 × 137		
2.8		
94 × 140 × 174		

GUA-1
GUA-2, GUA-4



GT95
•
690V
690V
6kV
10A, 20
7~100A
0.48/0.5
70 × 97 × 110

# Table of Specifications



400AF		
CC265*	CC330*	CC400*
Screw Only		
3pole		
690V		
1000V		
50/60Hz		
8kV		
1200 operations per hour		
5 mil. operations		2.5 mil. operations
1 mil. operations		0.5 mil. operations
300	350	450
80	90	125
265	330	400
147	160	200
265	330	400
147	160	225
225	280	350
160	200	250
185	225	300
300	350	450
-	-	-
-	-	-
75	100	125
100	125	150
200	250	300
200	250	300
5	5	5

9.2  
163 × 243 × 198

2a2b		
-		
-		



GT400		
●		
690V		
690V		
6kV		
10A, 20		
85~400A		
2.6		

151 × 171 × 198



800AF		
CC500*	CC630*	CC800*
Screw Only		
3pole		
690V		
1000V		
50/60Hz		
8kV		
1200 operations per hour		
2.5 mil. operations		0.5 mil. operations
580	660	900
147	190	220
500	630	800
265	330	440
500	630	800
265	330	500
400	500	720
300	400	500
380	420	630
580	660	900
-	-	-
-	-	-
150	200	200
200	250	300
400	500	600
400	500	600
6	6	7

22.4  
285 × 312 × 242

2a2b		
-		
-		



GT800		
●		
690V		
690V		
6kV		
10A, 20		
200~800A		
11.5		

360 × 530 × 212

# Type Numbering System

## Midi-Contactor

<b>CC</b> Magnetic 3-pole Midi-Contactor	<b>9</b> Amperage Size	<b>BLANK</b> Type 3-pole /4-4-pole	<b>S</b> Terminal Type S - Screw L - Lug (>50A)	<b>A</b> Coil Type A - AC type D - DC type	<b>120</b> Coil Voltage 24 - 24V 120 - 120V & 600 - 600V	<b>BLANK</b> AC Coil Frequency - 50/60 Hz 50Hz - 50Hz only 60Hz - 60Hz only	<b>BLANK</b> Auxiliary Contact s - standard arrangement <b>NOAUX</b> - no aux. contact (>=32A)
	9 - 9A 12 - 12A 18 - 18A 22 - 22A 32 - 32A 40 - 40A 50 - 50A 65 - 65A 75 - 75A 85 - 85A 100 - 100A						

## Overload

<b>GT</b> Bimetallic Midi-Overload	<b>32</b> Frame Size	<b>BLANK</b> Class class 10 L - class 20	<b>S</b> Terminal Type (Must match contactor number) S - Screw L - Lug (>35A)	<b>0.16A</b> Setting Ranges (Use upper limit in part)
	32 - 9, 12, 18A 22, 32, 40A 65 - 50, 65A 75 - 75, 85, 100A			0.1 ~ 0.16A 0.16 ~ 0.25A 0.25 ~ 0.4A 0.4 ~ 0.63A 0.63 ~ 1A 1 ~ 1.6A 1.6 ~ 2.5A 2.5 ~ 4A 4 ~ 6A 5 ~ 8A 6 ~ 9A 7 ~ 10A 9 ~ 13A 12 ~ 18A 16 ~ 22A 18 ~ 25A 22 ~ 32A 24 ~ 36A 28 ~ 40A 34 ~ 50A 45 ~ 65A 54 ~ 75A 63 ~ 85A 70 ~ 95A 80 ~ 100A (Setting Range Guide)
<b>CGE</b> Electronic Midi Overload	<b>22</b> Frame Size	<b>3P</b> Protection Direct Mount 22 and 40AF 2P - 2-Pole 3P - 3-Pole 3PR - 3-pole Separate Mount All CGE sizes 2S - 2-Pole 3S - 3-Pole 3SR - 3-Pole	<b>22A</b> Setting Range (Use upper limit in part) <b>CGE22</b> 0.3 ~ 1.5A 1 ~ 5A 4.4 ~ 22A <b>CGE40</b> 4 ~ 20A 8 ~ 40A <b>CGE80</b> 16 ~ 80A	CGE22 CGE40 CGE80
	22 - 9, 12, 18, 22A 40 - 32, 40A 80 - 50, 65, 75, 85A			Tunnel Type 22 and 40AF 2T - 2-Pole 3T - 3-Pole 3TR - 3-Pole

## Optional Accessories

### Auxiliary contact unit



Version	Contact composition
GUA1 Side mount	11 1NO+1NC
GUA2 Front mount(2P)	20 2NO
GUA4 Front mount(4P)	02 2NC
	40 4NO
	31 3NO+1NC
	22 2NO+2NC
	13 1NO+3NC
	04 4NC

### Surge absorber



Composition and voltage
1 Varistor+RC AC/DC 24~48V
2 Varistor+RC AC/DC 100~125V
3 Varistor+RC AC/DC 200~240V
4 Varistor+RC AC 380~440V
5 Varistor+RC AC 24~48V
6 Varistor+RC AC 100~125V
11 Varistor AC 200~240V
12 Varistor DC 24~48V
13 Varistor DC 100~125V
14 Varistor DC 200~220V
22 RC AC 100~125V

Note) See page 52 for details.

### Interlock unit



#### Contact composition

02	2NC
----	-----

### Wire kit for Interlocking



#### Frame size

22	22AF
32	32AF
63	63AF
95	95AF

### Separate mounting unit (For relay)



#### Frame size

32	32AF
63	63AF
95	95AF
150	150AF

### Remote reset unit (For relay)



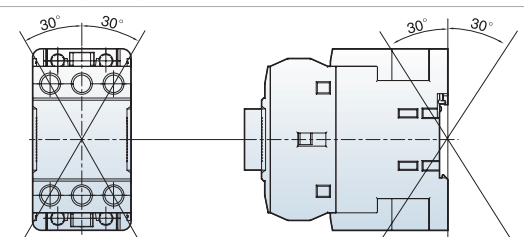
#### Cable length

16	400
20	500
24	600

# Environment / Connections



## Environment

Standards	IEC/EN 60947-1, IEC/EN 60947-4-1, UL508, K60947
Certifications	CE, UL
Rated insulation voltage (Ui)	1000V
Rated impulse withstand voltage (Uimp)	8kV
Degree of protection	IP20 (Conforming to IEC60529)
Ambient air temperature	Storage: -50° C ~ +80° C Operation: -5° C ~ +60° C
Operating altitude	3000m (8900ft)
Operating positions	
Shock resistance (1/2 sine wave =11ms)	Opened: 8G Closed: 10G
Vibration resistance (Conforming to IEC68-2-6) (5...300 Hz)	Opened: 2G Closed: 4G
Flame resistance	Conforming to UL 94: Vo Conforming to IEC 695-2-1: 960° C

## Connections

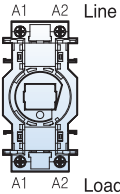
Frame	Wire type	Main Terminal Size	Wire types						Torque	
			(AWG / mm <sup>2</sup> )			mm(max)			[lb-in]	[Nm]
CC9		M4	18~10 / 1~6	18~10 / 1~6	18~10 / 1~6	9.6	20	2.25		
CC12			18~10 / 1~6	16~10 / 1~6	16~10 / 1~6					
CC18			18~10 / 1~6	16~8 / 1.5~10	16~8 / 1.5~10					
CC22		M5	18~10 / 1~6	14~8 / 2.5~10	14~8 / 2.5~10	12.8	35	4		
CC32			18~10 / 1~6	12~8 / 2.5~10	12~8 / 2.5~10					
CC40		M6	-	10~4 / 6~25	10~4 / 6~25	14	35	4		
CC50			-	8~3 / 10~35	8~3 / 10~35					
CC65			-	8~2 / 10~35	8~2 / 10~35					
CC75		M8	-	8~1/0 / 10~50	8~1/0 / 10~50	17	45	5.1		
CC85			-	8~2/0 / 10~70	8~2/0 / 10~70					
CC100		M8	-	3~2/0 / 35~70	3~2/0 / 35~70	24.5	80	9.1		
CC130			-	3~4/0 / 35~95	3~4/0 / 35~95					
CC150			-	-	-					
CC9~150		M4	20~14 / 0.5~2.5	18~12 / 0.75~2.5	18~12 / 0.75~2.5	7.6	15	1.75		
CC185		M10	-	1~4/0 / 50~95	1~4/0 / 50~95	25	130	14.7		
CC225			-	1/0~300 / 50~150	1/0~300 / 50~150					
CC265		M12	-	3/0~500 / 95~240	3/0~500 / 95~240	30	200	22.6		
CC330			-	4/0~500 / 95~240	4/0~500 / 95~240					
CC400		M16	-	350~700 / 185~185x2	350~700 / 185~185x2	40	500	26.5		
CC500			-	350~800 / 185~240x2	350~800 / 185~240x2					
CC630			-	600~2000	-					
CC800		-	-	1700~Busbar	-	-	-	-		
CC185~800		M4	20~14 / 0.5~2.5	18~12 / 0.75~2.5	18~12 / 0.75~2.5	7.6	15	1.75		

a data sheet and specify products, visit [www.CavazziOnline.com](http://www.CavazziOnline.com)

# Control Coil Characteristics



Frame size		22AF	40AF	65AF	100AF	150AF
Type		CC9	CC32	CC50	CC75	CC130
		CC12	CC40	CC65	CC85	CC150
		CC12			CC100	
		CC22				
<b>AC coil</b>						
Control voltage	[Uc]	24, 32, 36, 42, 48, 80, 100, 110, 220, 230, 240, 380, 400, 415, 440, 500, 550V				24, 48, 110,
	50Hz [V]	24, 48, 100, 110, 120, 200, 208, 220, 230, 240, 277, 380, 440, 480, 600V				220, 300,
	60Hz [V]	24, 48, 100, 110, 120, 200, 220, 230, 240, 380, 415, 440, 500, 550V				400, 500
Voltage limit	[Uc]					
	Pick-up	85 ~110% (50Hz)				
	Drop-out	85 ~110% (60Hz)				
Coil consumption at 20°C		30 ~ 60%				
	AC 220V Inrush [VA]	58/56	53/50	110/104	229/216	108/104
	50/60Hz Holding [VA]	9.0/6.0	12.0/9.0	13.0/10.0	17.0/13.0	18.0/21.0
Heat dissipation	[W]	2.1/1.5	2.7/2.2	2.8/2.4	5.4/4.7	2.7/3.6
Operating time						
	Closing [ms]	12 ... 22	12 ... 22	12 ... 22	15 ... 30	20 ... 40
	Opening [ms]	4 ... 19	4 ... 19	4 ... 19	10 ... 30	60 ... 70
<b>DC coil</b>						
Control voltage	[Uc]	12, 20, 24, 48, 60, 80, 100, 110, 125, 200, 220, 250				24, 48, 110, 220
Voltage limit	[Uc]					
	Pick-up	70 ~ 110%				
	Drop-out	10 ~ 30%				
Coil consumption at 20°C						
	DC 110V Inrush [W]	9	7	9	18	213
	Holding [W]	9	7	9	18	7.5
Time constant (L/R)	[ms]	28	28	65	75	
Operating time						
	Closing [ms]	35 ... 50	50 ... 65	50 ... 65	100 ... 120	70 ... 80
	Opening [ms]	4 ... 19	4 ... 19	4 ... 19	10 ... 25	60 ... 70



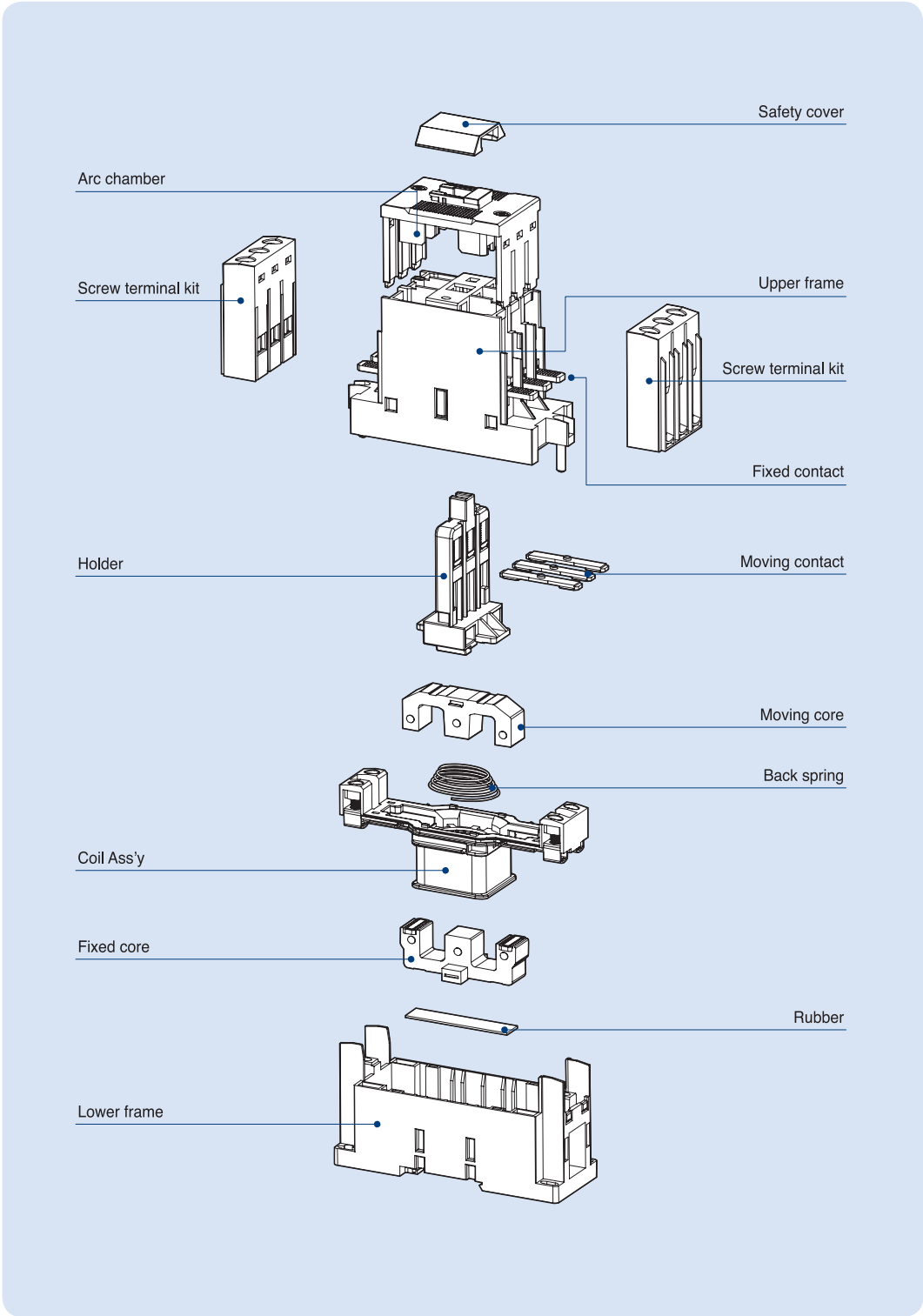
Note) A1(A2) in line side is internally connected to A1(A2) in load side.

# Control Coil Characteristics



Frame size	225AF	400AF	800AF
Type	<b>CC185</b> <b>CC225</b>	<b>CC265</b> <b>CC330</b> <b>CC400</b>	<b>CC500</b> <b>CC630</b> <b>CC800</b>
<b>AC/DC common coil</b>			
Control voltage [Uc]			
AC/DC	24/24	-	-
AC/DC	48/48	-	100/100
AC/DC	100~240/100~220	100~240/100~220	200/200
AC	300	300	300
AC	400	400	400
AC	500	500	500
Voltage limit [Uc]			
Pick-up		86~110%	
Drop-out		30~60%	
Coil consumption at 20°C			
AC 220V Inrush [VA]	380	571	1000
50/60Hz Holding [VA]	11.6	14	29
Heat dissipation [W]	4.7	5	7.8
Operating time			
Closing [ms]	70	55	75
Opening [ms]	70	55	75

# Internal Structure





# Contactors (40AF)

## Description

- 3-pole(NO) main contact
- Finger proof design
- DIN rail or screw mountable
- AC or DC control in different physical size
- Front/side mountable accessories available
- Direct mountable overload relay available Rating
- 2NO2NC Auxiliary contacts built-in as standard

## Rating

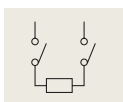


CC40

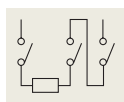
Contactor type			CC32		CC40		
			kW	A	kW	A	
AC duty	AC3	200/240V	7.5	32	11	40	
		380/440V	15	32	18.5	40	
		500/550V	18.5	28	22	32	
		690V	18.5	20	22	23	
	AC4	200/240V	4.5	20	5.5	25	
		380/440V	7.5	17	11	24	
	AC1		-	50	-	60	
DC1 (L/R=1ms)	2-pole	24V	-	32	-	55	
		in series	48V	-	30	-	55
		110V	-	25	-	40	
	3-pole	24V	-	32	-	55	
		in series	48V	-	32	-	55
		110V	-	27	-	45	
DC2,4 (L/R=15ms)	2-pole	24V	-	25	-	30	
		in series	48V	-	20	-	25
		110V	-	15	-	20	
	3-pole	24V	-	30	-	45	
		in series	48V	-	30	-	40
		110V	-	20	-	30	
Directly mountable Overload relay			<b>GT32</b>				
Conductor size (solid, stranded) (the max. number of conducts: 2)		AWG	12~8		10~6		
		mm <sup>2</sup>	2.5~10		4~16		
Conductor type			65/75°C Cu-wire only				



## Coil Voltage



2-pole in series



3-pole in series

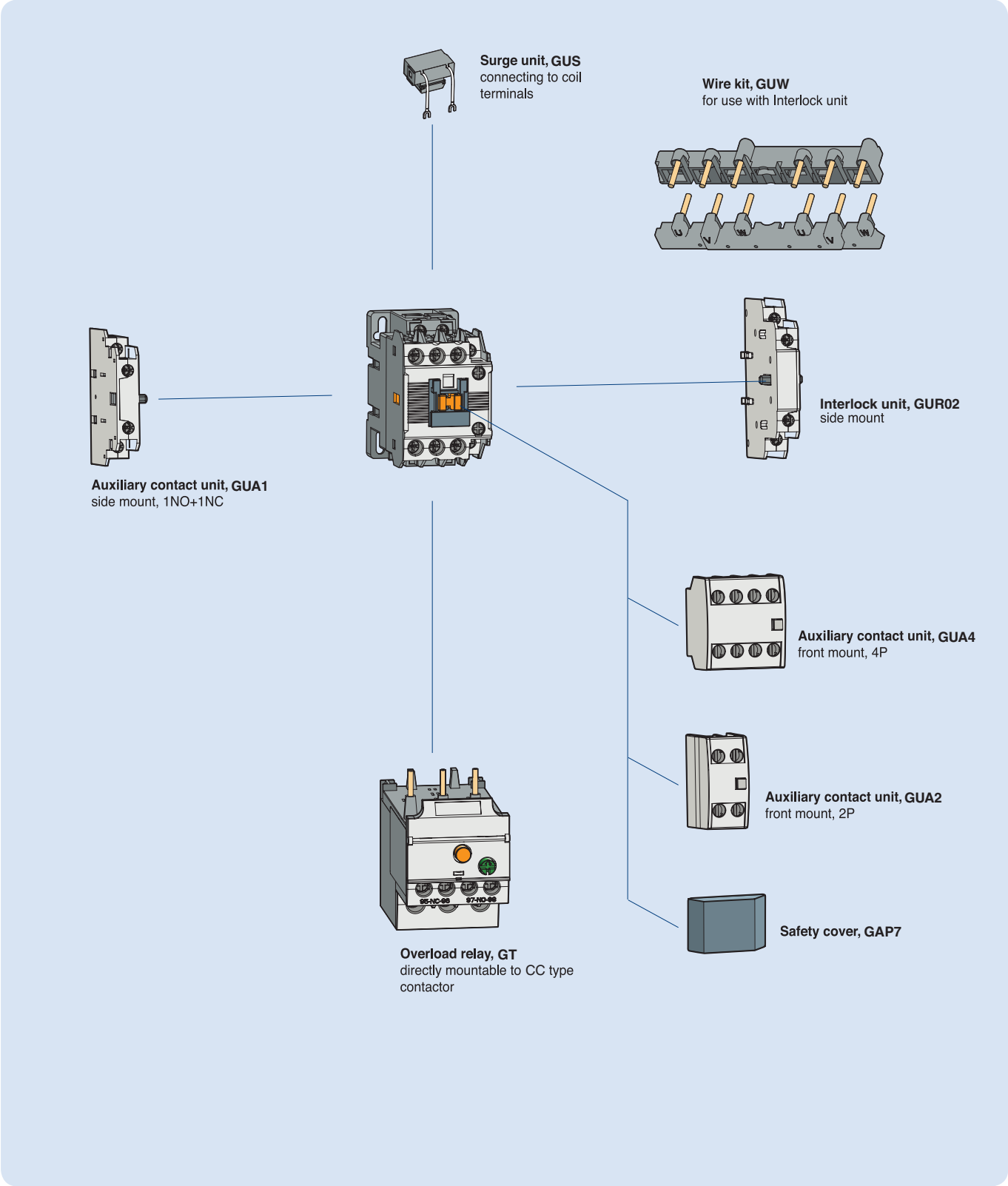
AC	50Hz	24, 32, 42, 48, 80, 100, 110, 220, 230, 240, 380, 400, 500, 550V
	60Hz	24, 48, 110, 110, 12, 200, 208, 220, 230, 240, 277, 380, 480, 600V
	50/60Hz	24, 48, 100, 110, 120, 200, 220, 230, 240, 380, 415, 440, 500, 550V
DC	DC	12, 20, 24, 48, 60, 80, 100, 110, 125, 200, 220, 250V

### Certification

- CE(IEC)
- UL508

# Contactors (40AF)

## Accessories



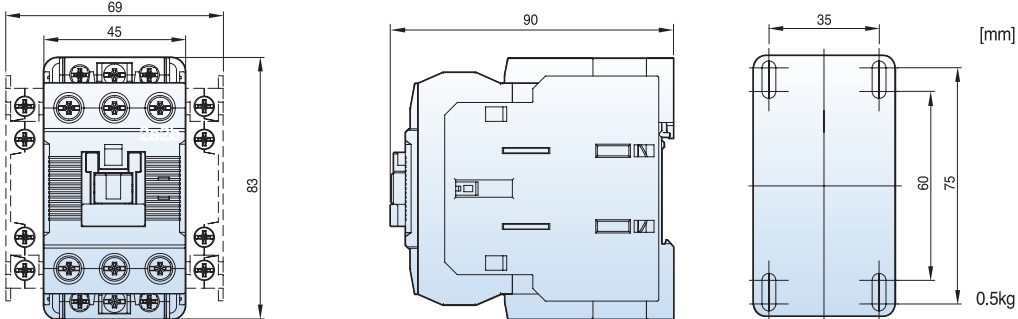
# Rated Short Breaking Capacity of Installation

Manual Motor Starter	Adjustment Range (A)	Manual Motor Controller Group Installation			Applied Contactor (GC Series)	Applied Contactor (CC Series)
		Short Circuit Rating(KAIC)				
		240V	480Y/277V	600Y/347V		
<b>32AF Rotary operation, standard interruption</b>						
GMS-32H-0.16	0.1~0.16	100	65	25	GC9	CC9
GMS-32H-0.25	0.16~0.25	100	65	25	GC9	CC9
GMS-32H-0.4	0.25~0.4	100	65	25	GC9	CC9
GMS-32H-0.63	0.4~0.63	100	65	25	GC9	CC9
GMS-32H-1	0.63~1	100	65	25	GC9	CC9
GMS-32H-1.6	1~1.6	100	65	25	GC9	CC9
GMS-32H-2.5	1.6~2.5	100	65	25	GC12	CC12
GMS-32H-4	2.5~4	100	65	25	GC12	CC12
GMS-32H-6	4~6	100	65	25	GC18	CC18
GMS-32H-8	5~8	100	65	10	GC18	CC18
GMS-32H-10	6~10	100	65	10	GC18	CC18
GMS-32H-13	9~13	100	65	10	GC25	CC22
GMS-32H-17	11~17	100	30	10	GC25	CC22
GMS-32H-22	14~22	100	30	10	GC25	CC22
GMS-32H-26	18~26	100	30	10	GC32	CC32
GMS-32H-32	22~32	100	30	10	GC32	CC32
<b>63AF Rotary operation, standard interruption</b>						
GMS-63S-10	6~10	100	50	10	GC35	CC50
GMS-63S-13	9~13	100	50	10	GC35	CC50
GMS-63S-17	11~17	100	40	10	GC35	CC50
GMS-63S-22	14~22	100	40	10	GC35	CC50
GMS-63S-26	18~26	100	40	10	GC35	CC50
GMS-63S-32	22~32	100	40	10	GC35	CC50
GMS-63S-40	28~40	100	40	10	GC40	CC50
GMS-63S-50	34~50	100	40	10	GC50	CC50
GMS-63S-63	45~63	100	40	10	GC63	CC65
GMS-63S-65	47~65	100	40	10	—	CC65
<b>63AF Rotary operation, High interruption</b>						
GMS-63H-10	6~10	100	65	25	GC35	CC50
GMS-63H-13	9~13	100	65	25	GC35	CC50
GMS-63H-17	11~17	100	50	10	GC35	CC50
GMS-63H-22	14~22	100	50	10	GC35	CC50
GMS-63H-26	18~26	100	50	10	GC35	CC50
GMS-63H-32	22~32	100	50	10	GC35	CC50
GMS-63H-40	28~40	100	50	10	GC40	CC50
GMS-63H-50	34~50	100	50	10	GC50	CC50
GMS-63H-63	45~63	100	50	10	GC63	CC65
GMS-63H-65	47~65	100	40	10	—	CC65
<b>100AF Rotary operation, Standard interruption</b>						
GMS-100S-17	11~17	100	50	10	GC65	CC75
GMS-100S-22	14~22	100	50	10	GC65	CC75
GMS-100S-26	18~26	100	50	10	GC65	CC75
GMS-100S-32	22~32	100	50	10	GC65	CC75
GMS-100S-40	28~40	100	50	10	GC65	CC75
GMS-100S-50	34~50	100	50	10	GC65	CC75
GMS-100S-63	45~63	100	40	10	GC65	CC75
GMS-100S-75	55~75	100	40	10	GC75	CC75
GMS-100S-90	70~90	100	40	10	GC85	CC85
GMS-100S-100	80~100	100	40	10	GC95	CC100
<b>100AF Rotary operation, High interruption</b>						
GMS-100H-17	11~17	100	65	25	GC65	CC75
GMS-100H-22	14~22	100	65	20	GC65	CC75
GMS-100H-26	18~26	100	65	20	GC65	CC75
GMS-100H-32	22~32	100	65	20	GC65	CC75
GMS-100H-40	28~40	100	65	20	GC65	CC75
GMS-100H-50	34~50	100	65	20	GC65	CC75
GMS-100H-63	45~63	100	50	10	GC65	CC75
GMS-100H-75	55~75	100	50	10	GC75	CC75
GMS-100H-90	70~90	100	50	10	GC85	CC85
GMS-100H-100	80~100	100	50	10	GC95	CC100

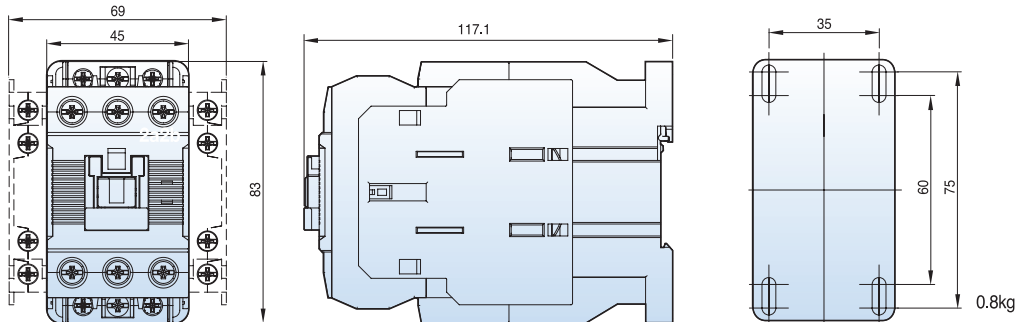
Specifications are subject to change without notice.

# Contactors (40AF)

CC32 ~ CC40  
AC coil  
2NO2NC aux



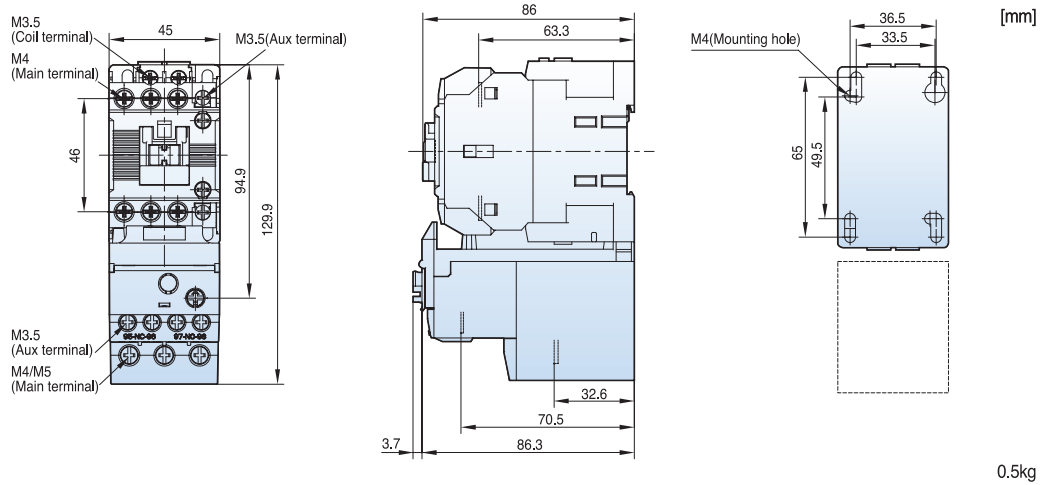
CC32 ~ CC40  
DC coil  
2NO2NC aux



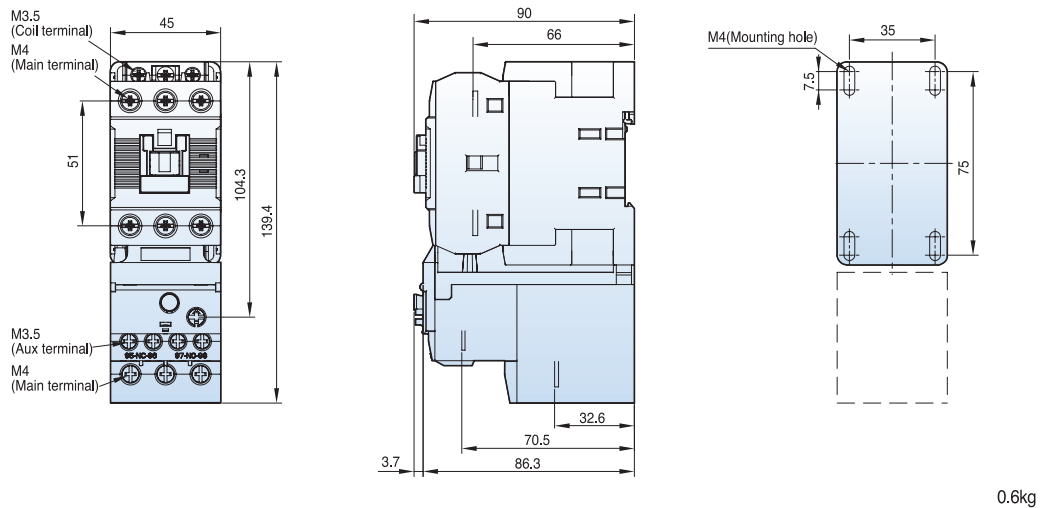
Specifications are subject to change without notice.

# Motor Starters (18AF ~ 40AF)

**CC9 ~ CC22  
with GT32  
shown with no  
aux contact**

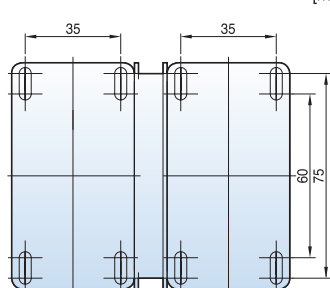
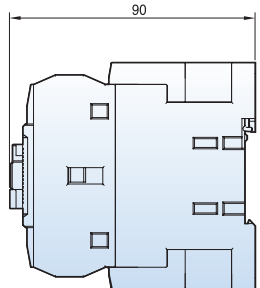
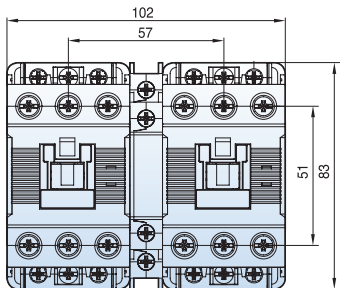


**CC32 ~ CC40  
with GT32  
shown with no  
aux contact**



# Reversing Contactors and Starters (40AF)

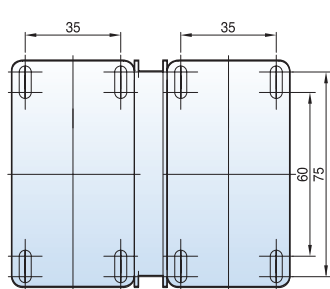
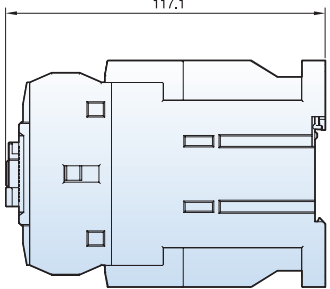
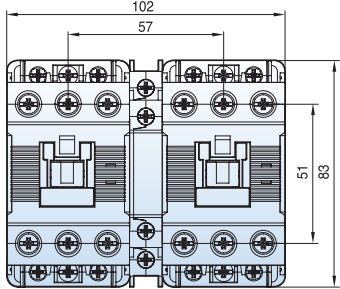
**CC32 - CC40**  
**AC coil**  
**reversing**  
**combination**  
**shown with 2NC**  
**aux contacts**



[mm]

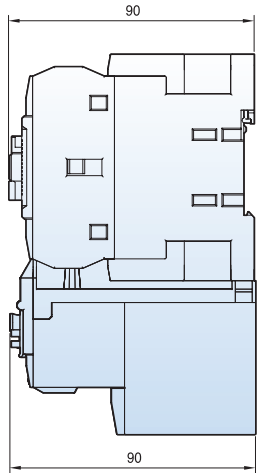
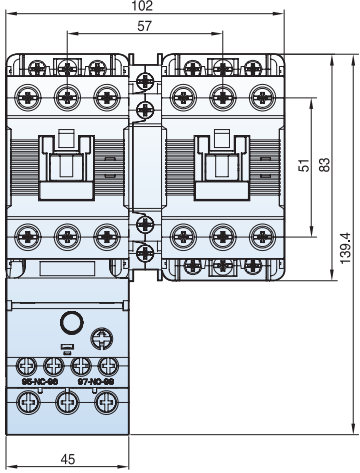
0.9kg

**CC32 - CC40**  
**DC coil**  
**reversing**  
**combination**  
**shown with 2NC**  
**aux contacts**



1.4kg

**CC32 - CC40**  
**AC coil**  
**reversing**  
**combination**  
**shown with GT32**  
**and with 2NC**  
**aux contacts**



1.1kg

## X-ON Electronics

Largest Supplier of Electrical and Electronic Components

*Click to view similar products for [Industrial Relays](#) category:*

*Click to view products by [Carlo Gavazzi](#) manufacturer:*

Other Similar products are found below :

[6-1618400-7](#) [686-117111](#) [686-120111](#) [EV250-6A-01](#) [FCA-125-CX8](#) [FCA-410-138](#) [8-1618393-1](#) [GCA32A208VAC60HZ](#)  
[GCA32A220VAC50/60HZ](#) [GCA32A240VAC50/60HZ](#) [GCA32A48VAC60HZ](#) [GCA63A120VAC50/60HZ](#) [GCA63A208VAC60HZ](#)  
[GCA63A230VAC50/60HZ](#) [GCA63A240VAC50/60HZ](#) [GCA63A277VAC60HZ](#) [GCA63A48VAC60HZ](#) [GCA63A500VAC50/60HZ](#)  
[GCA800A200VACDC](#) [GCA95A110VAC50/60HZ](#) [GCA95A120VAC50/60HZ](#) [GCA95A12VDC](#) [GCA95A240VAC50/60HZ](#)  
[GCA95A24VAC50/60HZ](#) [GCA95A48VAC60HZ](#) [ACC530U20](#) [ACC730U30](#) [1395832-1](#) [RM699BV-3011-85-1005](#) [RMIA210230AC](#)  
[RMIA45024AC](#) [1423675-8](#) [B07B032AC1-0329](#) [B329](#) [1617807-1](#) [N417](#) [P25-E5019-1](#) [P30C42A12D1-120](#) [2-1618398-1](#) [PBO-18A1218](#)  
[2307497](#) [RPYA00324LT](#) [RPYA003A120LT](#) [KR-4539-1](#) [RT334012WG](#) [S160156115](#) [2944795](#) [ACC1230U20](#) [ACC530U10](#) [ACC730-8025B](#)