

Table of Specifications

Midi 4-Pole Contactors



Frame size				
Type	Screw clamp terminal			
Number of poles	4			
Rated operational voltage (Ue)	690V			
Rated insulation voltage (Ui)	690V			
Rated frequency	50/60Hz			
Rated impulse withstand voltage, Uimp	6kV			
Maximum operating rate in operating cycles per hour(AC1)	1800 operations per hour			
Durability	Mechanical			
	Electrical			
Current and Power	AC-1	Thermal current	A	
		200/240V	kW	
		380/400V	kW	
			A	
		500/550V	kW	
			A	
UL rating (50/60Hz)	Continuous current	200~240V	HP	
		Phase	220~240V	HP
			200~208V	HP
		Three	220~240V	HP
		Phase	440~480V	HP
			550~600V	HP
Size and weight	AC	Weight	kg	
		Control	Size(W × H × D) mm	
	DC	Weight	kg	
		Control	Size(W × H × D) mm	



18AF		
CC9/4	CC12/4	CC18/4
●		
4pole		
690V		
690V		
50/60Hz		
6kV		
1800 operations per hour		
15 mil. Operations		
0.5 mil. Operations	0.8 mil. Operations	
25	25	40
9	9	15
25	25	40
17	17	27
25	25	40
21	21	35
25	25	40
27	27	44
25	25	40
25	25	32
0.5	0.75	1
1.5	2	3
2	3	5
3	5	7.5
5	7.5	10
7.5	10	15
00	0	0
0.33		
45 × 73.5 × 79		
0.5		
45 × 73.5 × 110.7		
-		
GUA1		
GUA2, GUA4		

Table of Specifications



22AF
CC22/4
●
4pole
690V
690V
50/60Hz
6kV
1800 operations
15 mil. Operations
1 mil. Operations
40
15
40
27
40
35
40
44
40
32
2
3
7.5
7.5
10
15
1
0.4
47.2 × 80 × 86.8
0.5
47.2 × 80 × 113.2
-
GUA1
GUA2, GUA4

40AF	
CC32/4	CC40/4
●	●
4pole	4pole
690V	690V
690V	690V
50/60Hz	50/60Hz
6kV	6kV
1800 operations per hour	1800 operations per hour
15 mil. Operations	15 mil. Operations
1 mil. Operations	1 mil. Operations
50	60
18	22
50	60
35	42
50	60
43	52
50	60
55	66
50	60
45	50
2	3
5	5
7.5	10
10	10
20	25
20	25
1	1
0.59	0.59
59 × 83.5 × 94.5	59 × 83.5 × 94.5
0.7	0.7
59 × 83.5 × 121	59 × 83.5 × 121
-	-
GUA1	GUA1
GUA2, GUA4	GUA2, GUA4

85AF			
CC50/4	CC65/4	CC75/4	CC85/4
●	●	●	●
4pole	4pole	4pole	4pole
690V	690V	690V	690V
1000V	1000V	1000V	1000V
50/60Hz	50/60Hz	50/60Hz	50/60Hz
8kV	8kV	8kV	8kV
1800 operations per hour	1800 operations per hour	1800 operations per hour	1800 operations per hour
12 mil. Operations	12 mil. Operations	12 mil. Operations	12 mil. Operations
1 mil. Operations	1 mil. Operations	1 mil. Operations	1 mil. Operations
80	100	110	135
30	37	41	51
80	100	110	135
56	70	76	95
80	100	110	135
70	88	97	120
80	100	110	135
88	110	120	150
80	100	110	135
70	80	90	100
3	5	5	7.5
7.5	10	15	15
10	15	20	25
15	20	25	30
30	40	50	50
30	40	50	50
2	2	2	3
1.2	1.2	1.2	1.2
91 × 123.5 × 117.8	91 × 123.5 × 117.8	91 × 123.5 × 117.8	91 × 123.5 × 117.8
1.29	1.29	1.29	1.29
91 × 123.5 × 117.8	91 × 123.5 × 117.8	91 × 123.5 × 117.8	91 × 123.5 × 117.8
-	-	-	-
GUA1	GUA1	GUA1	GUA1
GUA2, GUA4	GUA2, GUA4	GUA2, GUA4	GUA2, GUA4

Table of Specifications

Power 4-Pole Contactors



Frame size			
Type	Screw clamp terminal		
Number of poles	4pole		
Rated operational voltage (Ue)	690V		
Rated insulation voltage (Ui)	1000V		
Rated frequency	50/60Hz		
Rated impulse withstand voltage, Uimp	8kV		
Maximum operating rate in operating cycles per hour(AC1)	1200 operations per hour		
Durability	Mechanical	15 mil. Operations	
	Electrical	0.8 mil. Operations	
Current and Power	AC-1	Thermal current	A
		200/240V	kW
		380/400V	kW
			A
		500/550V	kW
			A
	690V	kW	
		A	
UL rating (50/60Hz)	Continuous current		A
	Single Phase	110~120V	HP
		220~240V	HP
		200~208V	HP
	Three Phase	220~240V	HP
		440~480V	HP
		550~600V	HP
NEMA Size			
Size and weight	AC Control	Weight	kg
		Size(W × H × D)	mm
	DC Control	Weight	kg
		Size(W × H × D)	mm
Auxiliary(standard)			
Auxiliary	Side Mount		
	Front Mount		

* - FLA = 722 A, LRA = 5618 A
 ** - FLA = 566 A, LRA = 4495 A

225AF				
CC100/4	CC130/4	CC150/4	CC185/4	CC225/4
●				
4pole				
690V				
1000V				
50/60Hz				
8kV				
1200 operations per hour				
15 mil. Operations				
0.8 mil. Operations				
160	165	250	300	330
57	60	76	87	100
150	155	200	230	260
106	110	142	165	185
150	155	200	230	260
132	137	180	205	230
150	155	200	230	260
165	170	225	255	290
150	155	200	230	260
160	160	210	230	275
7.5	10	15	15	15
15	20	25	30	40
30	40	40	60	60
30	40	50	60	75
60	75	100	125	150
60	75	100	125	150
3	3	4	4	4
5.6				
175 × 203 × 185				
2a2b				
AX100				
-				

Table of Specifications



400AF

CC265/4	CC330/4	CC400/4
●		
4pole		
690V		
1000V		
50/60Hz		
8kV		
1200 operations per hour		
15 mil. Operations		
0.5 mil. Operations		
360	420	500
115	135	160
300	350	420
215	250	300
300	350	420
265	315	375
300	350	420
335	390	470
300	350	420
300	350	450
-	-	-
-	-	-
75	100	125
100	100	150
200	200	300
200	200	300
5	5	5

800AF

CC500/4	CC630/4	CC800/4
●		
4pole		
690V		
1000V		
50/60Hz		
8kV		
1200 operations per hour		
12 mil. Operations		
0.5 mil. Operations		
630	750	900
245	255	310
630	660	800
450	470	570
630	660	800
560	590	710
630	660	800
710	740	900
630	660	800
580	660	900
-	-	-
-	-	-
150	200	200
200	250	300
400	500	600 *
400	500	600 **
6	6	7

9.9
206 × 243 × 205

26.3
346 × 310 × 244

2a2b

AX100
-

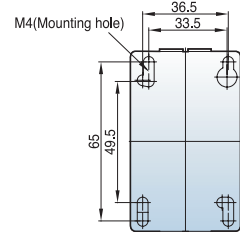
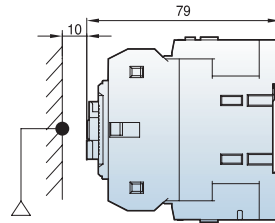
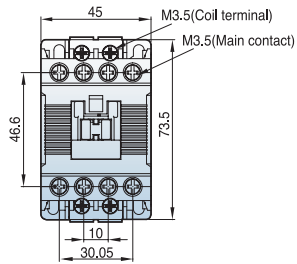
2a2b

AX100
-

Contactors (CC9/4 ~ CC22/4)

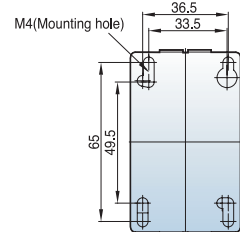
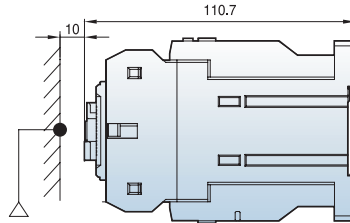
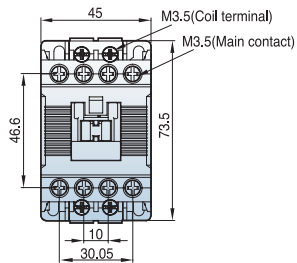
[mm]

CC9/4 ~ CC18/4
AC coil



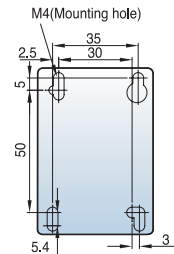
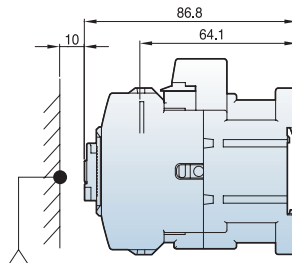
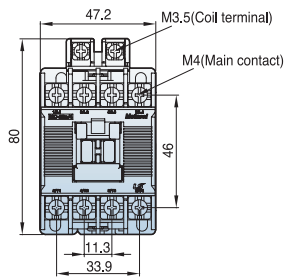
0.3kg

CC9/4 ~ CC18/4
DC coil



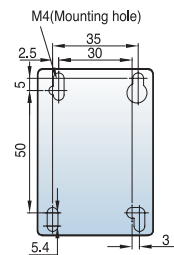
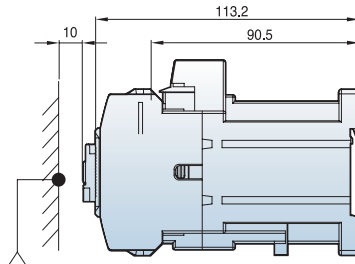
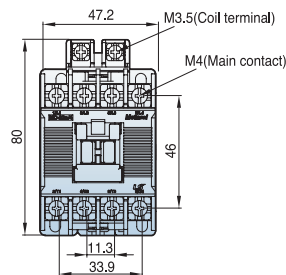
0.45kg

CC22/4
AC coil



0.4kg

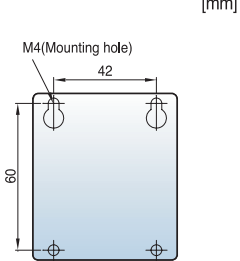
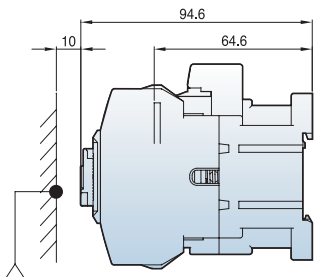
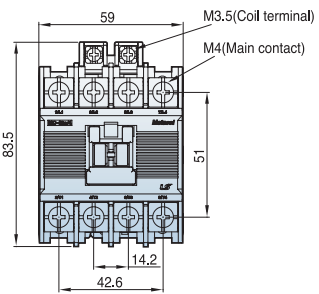
CC22/4
DC coil



0.5kg

Contactors (CC32/4 ~ CC85/4)

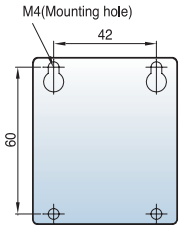
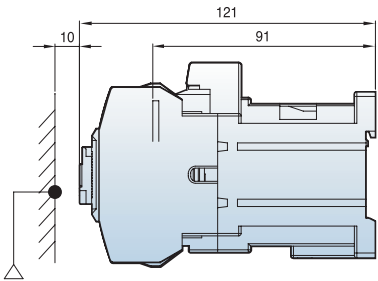
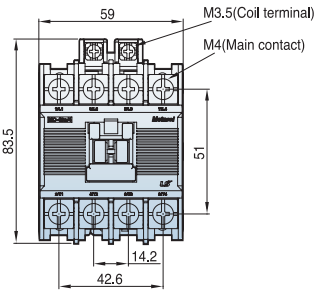
CC32/4 ~ CC40/4
AC coil



[mm]

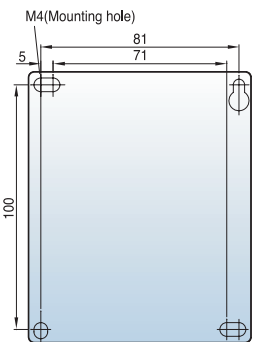
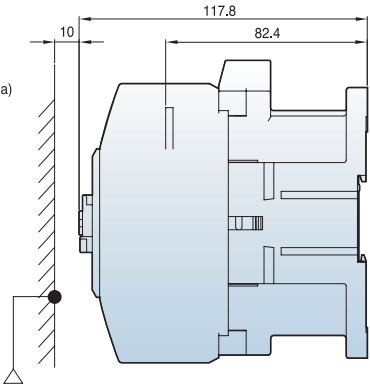
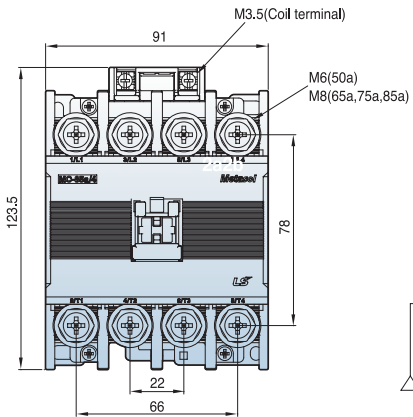
0.59kg

CC32/4 ~ CC40/4
DC coil



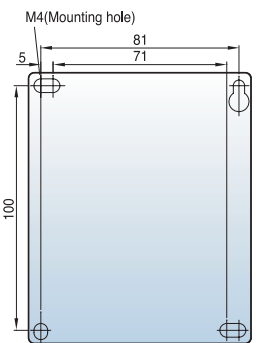
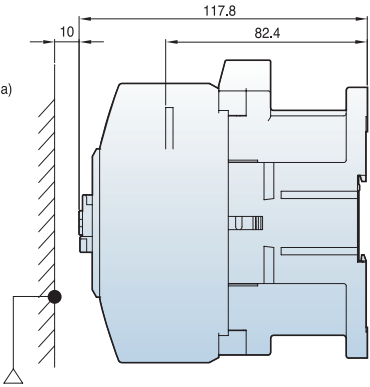
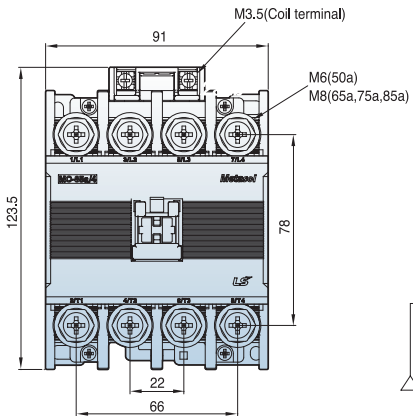
0.7kg

CC50/4 ~ CC85/4
AC coil



1.2kg

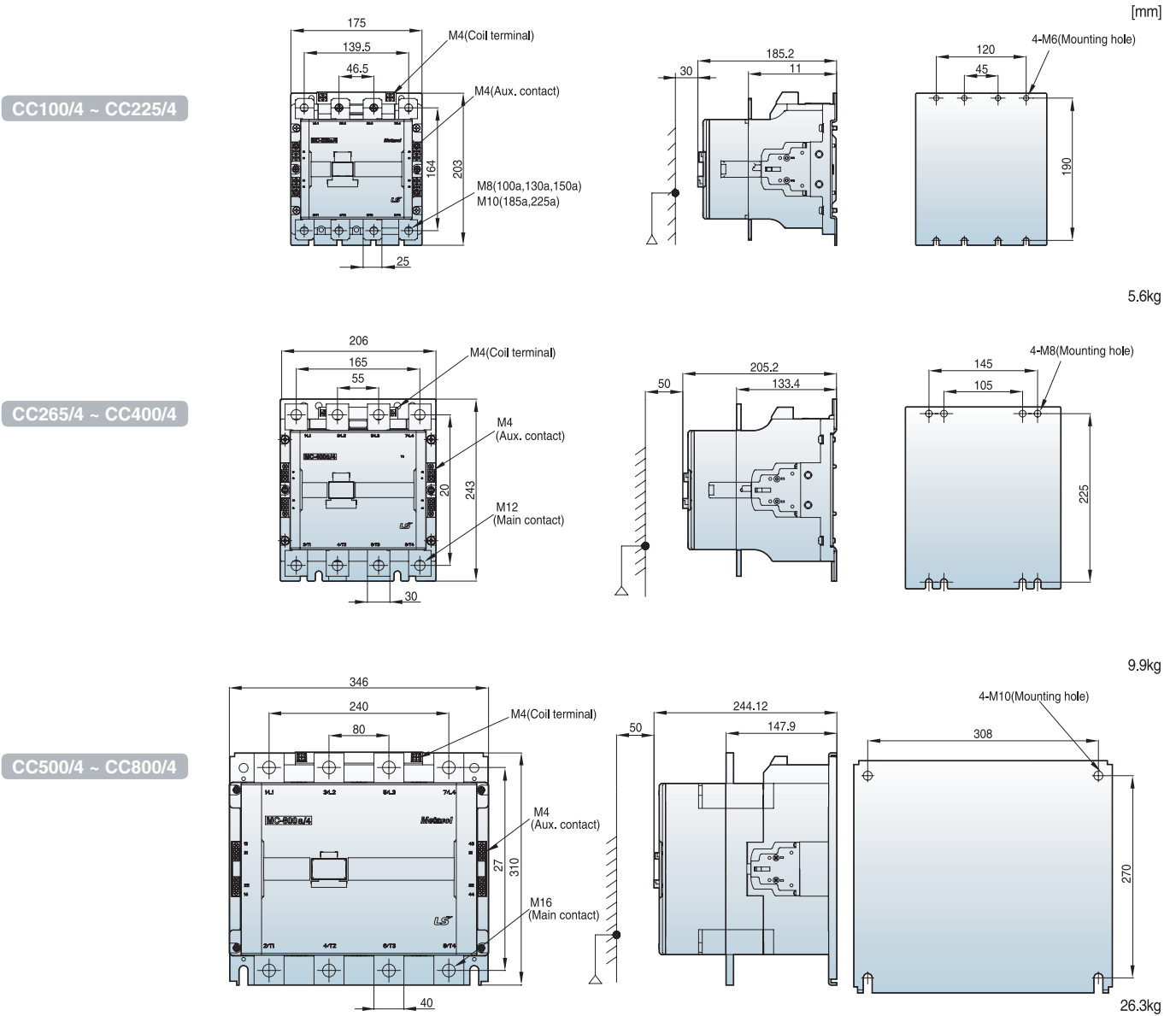
CC50/4 ~ CC85/4
DC coil



1.29kg

Specifications are subject to change without notice.

Contactors (CC100/4 ~ CC800/4)



Type Numbering System

Midi-Contactor

CC Magnetic 3-pole Midi-Contactor	9 Amperage Size	BLANK Type 3-pole /4-4-pole	S Terminal Type S - Screw L - Lug (>50A)	A Coil Type A - AC type D - DC type	120 Coil Voltage 24 - 24V 120 - 120V & 600 - 600V	BLANK AC Coil Frequency - 50/60 Hz 50Hz - 50Hz only 60Hz - 60Hz only	BLANK Auxiliary Contact s - standard arrangement NOAUX - no aux. contact (>=32A)
	9 - 9A 12 - 12A 18 - 18A 22 - 22A 32 - 32A 40 - 40A 50 - 50A 65 - 65A 75 - 75A 85 - 85A 100 - 100A						

Overload

GT Bimetallic Midi-Overload	32 Frame Size	BLANK Class class 10 L - class 20	S Terminal Type (Must match contactor number) S - Screw L - Lug (>35A)	0.16A Setting Ranges (Use upper limit in part)
	32 - 9, 12, 18A 22, 32, 40A 65 - 50, 65A 75 - 75, 85, 100A			0.1 ~ 0.16A 0.16 ~ 0.25A 0.25 ~ 0.4A 0.4 ~ 0.63A 0.63 ~ 1A 1 ~ 1.6A 1.6 ~ 2.5A 2.5 ~ 4A 4 ~ 6A 5 ~ 8A 6 ~ 9A 7 ~ 10A 9 ~ 13A 12 ~ 18A 16 ~ 22A 18 ~ 25A 22 ~ 32A 24 ~ 36A 28 ~ 40A 34 ~ 50A 45 ~ 65A 54 ~ 75A 63 ~ 85A 70 ~ 95A 80 ~ 100A (Setting Range Guide)
CGE Electronic Midi Overload	22 Frame Size	3P Protection Direct Mount 22 and 40AF 2P - 2-Pole 3P - 3-Pole 3PR - 3-pole Separate Mount All CGE sizes 2S - 2-Pole 3S - 3-Pole 3SR - 3-Pole	22A Setting Range (Use upper limit in part) CGE22 0.3 ~ 1.5A 1 ~ 5A 4.4 ~ 22A CGE40 4 ~ 20A 8 ~ 40A CGE80 16 ~ 80A	CGE22 CGE40 CGE80
	22 - 9, 12, 18, 22A 40 - 32, 40A 80 - 50, 65, 75, 85A			Tunnel Type 22 and 40AF 2T - 2-Pole 3T - 3-Pole 3TR - 3-Pole

Optional Accessories

Auxiliary contact unit



Version	Contact composition
GUA1 Side mount	11 1NO+1NC
GUA2 Front mount(2P)	20 2NO
GUA4 Front mount(4P)	02 2NC
	40 4NO
	31 3NO+1NC
	22 2NO+2NC
	13 1NO+3NC
	04 4NC

Surge absorber



Composition and voltage
1 Varistor+RC AC/DC 24~48V
2 Varistor+RC AC/DC 100~125V
3 Varistor+RC AC/DC 200~240V
4 Varistor+RC AC 380~440V
5 Varistor+RC AC 24~48V
6 Varistor+RC AC 100~125V
11 Varistor AC 200~240V
12 Varistor DC 24~48V
13 Varistor DC 100~125V
14 Varistor DC 200~220V
22 RC AC 100~125V

Note) See page 52 for details.

Interlock unit



Contact composition

02	2NC
----	-----

Wire kit for Interlocking



Frame size

22	22AF
32	32AF
63	63AF
95	95AF

Separate mounting unit (For relay)



Frame size

32	32AF
63	63AF
95	95AF
150	150AF

Remote reset unit (For relay)



Cable length

16	400
20	500
24	600

X-ON Electronics

Largest Supplier of Electrical and Electronic Components

Click to view similar products for [Industrial Relays](#) category:

Click to view products by [Carlo Gavazzi](#) manufacturer:

Other Similar products are found below :

[6-1617801-8](#) [6-1618107-9](#) [7-1618273-3](#) [EV250-4A-02](#) [EV250-6A-01](#) [FCA-125-CX8](#) [FCA-325-159](#) [FCA-410-138](#) [8000-S3121](#) [8-1618273-6](#)
[8-1618393-1](#) [GCA63A220VAC60HZ](#) [GCA63A277VAC60HZ](#) [GCA63A600VAC60HZ](#) [1-1672275-3](#) [1-1833005-4](#) [H-16/S1](#) [A711Z](#)
[ACC530U20](#) [ACC633U30](#) [ACC730U30](#) [DH18DA](#) [1423675-8](#) [AVR907](#) [15732A200](#) [B07B032AC1-0329](#) [B329](#) [B490A](#) [1618279-1](#)
[BHR124Y](#) [1810DDB-SX](#) [N417](#) [P30C42A12D1-120](#) [2-1617748-6](#) [2-1618396-6](#) [2-1618398-1](#) [JMGACD-5M](#) [JMGSC-5LW](#) [JMGSCD-5L](#)
[PBO-18A1218](#) [PBO-40A3040](#) [K8DSPH1200480VAC](#) [KA-3C-12A](#) [RT334012WG](#) [S160156115](#) [SAH159](#) [2944795](#) [301-17SX](#) [1618105-2](#)
[1618112-6](#)