

Proximity Inductive Sensors Standard Range, Nickel-Plated Brass Housing Types ICB, M18

CARLO GAVAZZI



- Sensing distance: 5 to 8 mm
- Flush or non-flush types
- Short or long body versions
- Rated operational voltage (U_b): 10 - 36 VDC
- Output: DC 200 mA, NPN or PNP
- Normally open or Normally closed
- LED indication for output ON
- Protection: reverse polarity, short circuit, transients
- Cable or M12 plug versions
- According to IEC 60947-5-2
- Laser engraved on front cap, permanently legible
- CSA certified for Hazardous Locations



Product Description

A family of inductive proximity switches in industrial standard nickel-plated brass housings. They are able to handle applications where high sensing range is requested.

Output is open collector NPN or PNP transistors.

Ordering Key **ICB18S30F05NOM1**

Type	_____
Housing style	_____
Housing material	_____
Housing size	_____
Housing length	_____
Thread length	_____
Detection principle	_____
Sensing distance	_____
Output type	_____
Output configuration	_____
Connection	_____

Type Selection

Connec- tion	Body style	Rated operating distance S_n	Ordering no. NPN, Normally open	Ordering no. PNP, Normally open	Ordering no. NPN, Normally closed	Ordering no. PNP, Normally closed
Cable	Short	5 mm ¹⁾	ICB18S30F05NO	ICB18S30F05PO	ICB18S30F05NC	ICB18S30F05PC
Cable	Short	8 mm ²⁾	ICB18S30N08NO	ICB18S30N08PO	ICB18S30N08NC	ICB18S30N08PC
Plug	Short	5 mm ¹⁾	ICB18S30F05NOM1	ICB18S30F05POM1	ICB18S30F05NCM1	ICB18S30F05PCM1
Plug	Short	8 mm ²⁾	ICB18S30N08NOM1	ICB18S30N08POM1	ICB18S30N08NCM1	ICB18S30N08PCM1
Cable	Long	5 mm ¹⁾	ICB18L50F05NO	ICB18L50F05PO	ICB18L50F05NC	ICB18L50F05PC
Cable	Long	8 mm ²⁾	ICB18L50N08NO	ICB18L50N08PO	ICB18L50N08NC	ICB18L50N08PC
Plug	Long	5 mm ¹⁾	ICB18L50F05NOM1	ICB18L50F05POM1	ICB18L50F05NCM1	ICB18L50F05PCM1
Plug	Long	8 mm ²⁾	ICB18L50N08NOM1	ICB18L50N08POM1	ICB18L50N08NCM1	ICB18L50N08PCM1

¹⁾ For flush mounting in metal

²⁾ For non-flush mounting in metal

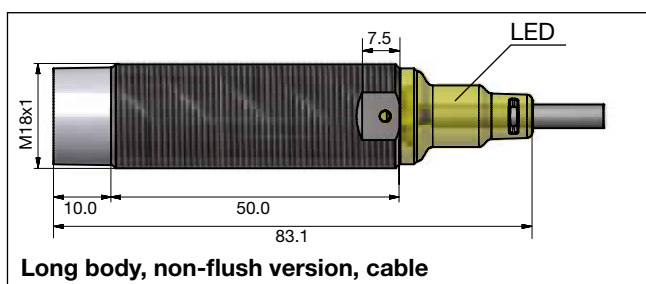
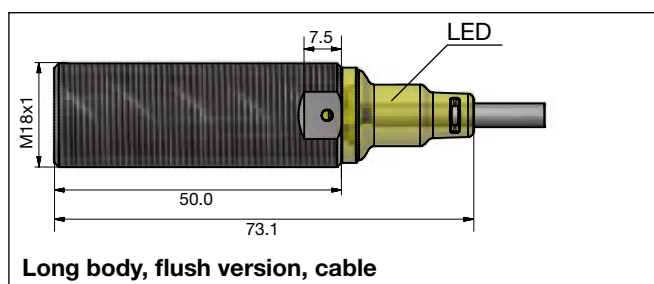
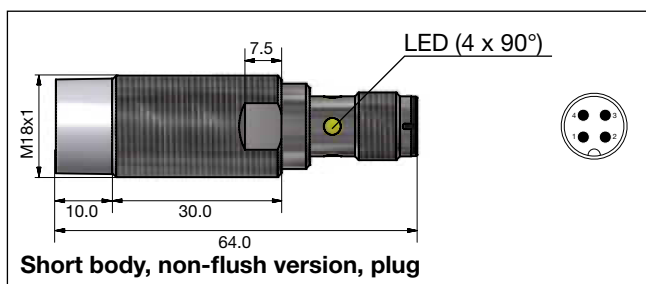
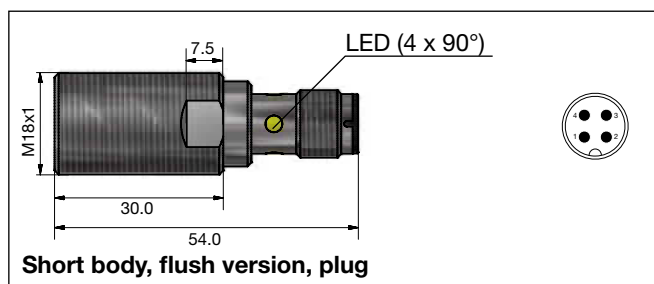
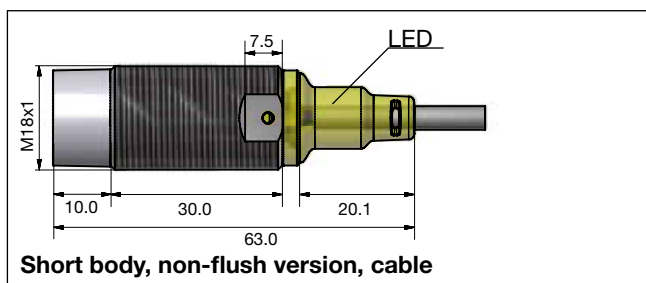
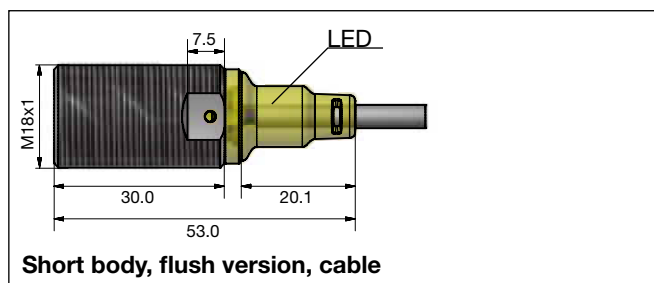
Specifications

Rated operational voltage (U_b)	10 to 36 VDC (ripple incl.)	Indication for short circuit/ overload	LED blinking (f = 2 Hz)
Ripple	≤ 10%	Assured operating sensing distance (S_a)	$0 \leq S_a \leq 0.81 \times S_n$
Output current (I_o)	≤ 200 mA @ 50°C (≤ 150 mA @ 50-70°C)	Effective operating distance (S_r)	$0.9 \times S_n \leq S_r \leq 1.1 \times S_n$
OFF-state current (I_i)	≤ 50 μA	Usable operating distance (S_u)	$0.9 \times S_r \leq S_u \leq 1.1 \times S_r$
No load supply current (I_o)	≤ 15 mA	Repeat accuracy (R)	≤ 10%
Voltage drop (U_d)	Max. 2.5 VDC @ 200 mA	Differential travel (H) (Hysteresis)	1 to 20% of sensing dist.
Protection	Reverse polarity, short-circuit, transients	Ambient temperature	Operating -25° to +70°C (-13° to +158°F) Storage -30° to +80°C (-22° to +176°F)
Voltage transient	1 kV/0.5 J	Shock and vibration	IEC 60947-5-2/7.4
Power ON delay (t_v)	≤ 20 ms	Housing material	Body Nickel-plated brass Front Grey thermoplastic polyester
Operating frequency (f)	≤ 1500 Hz		
Indication for output ON	Activated LED, yellow		
NO version	Target present		
NC version	Target not present		

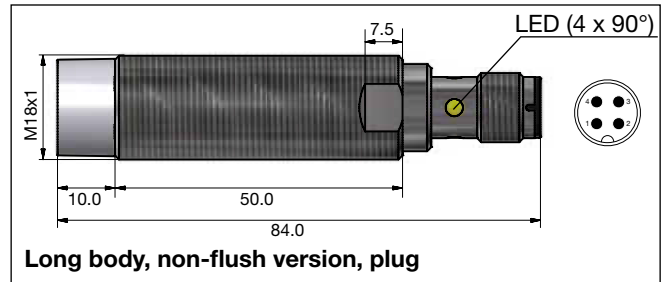
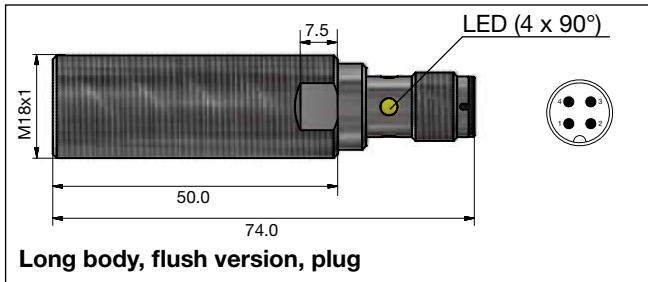
Specifications (cont.)

Connection		Approvals (cont.)	Ambient temperature Ta: -25° to +60°C
Cable	Ø4.1 x 2 m, 3 x 0.25 mm ² , grey PVC, oil proof		CCC is not required for products with a maximum operating voltage of ≤ 36 V
Plug	M12 x 1		
Degree of protection	IP 67		
Weight (cable/nuts included)		EMC protection	According to IEC 60947-5-2
Cable	Max. 150 g	IEC 61000-4-2 (ESD)	8 KV air discharge, 4 KV contact discharge
Plug	Max. 70 g	IEC 61000-4-3	3 V/m
Dimensions	See diagrams below	IEC 61000-4-4	2 kV
Tightening torque		IEC 61000-4-6	3 V
Non-flush version	25 Nm	IEC 61000-4-8	30 A/m
Flush version		MTTF_d	850 years @ 50°C (122°F)
From 0 to 7 mm	20 Nm		
> 7 mm	25 Nm		
Approvals	cULus (UL508)		
	cCSAus		
	As Process Control Equipment for Hazardous Locations.		
Note: The terminal connector (version ...M1) was not evaluated. The suitability of the terminal connector should be determined in the end-use application.	- Class I, Division 2, Groups A, B, C and D. - T5 up to 150 mA, T4A for a load current > 150 mA and up to 200 mA, Enclosure Type 4.		

Dimensions (mm)

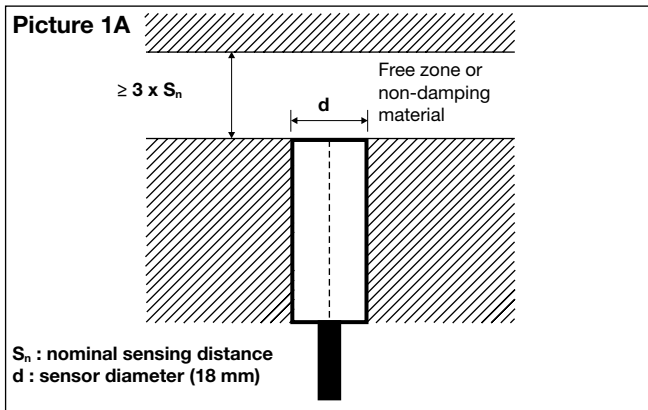


Dimensions (mm) (cont.)

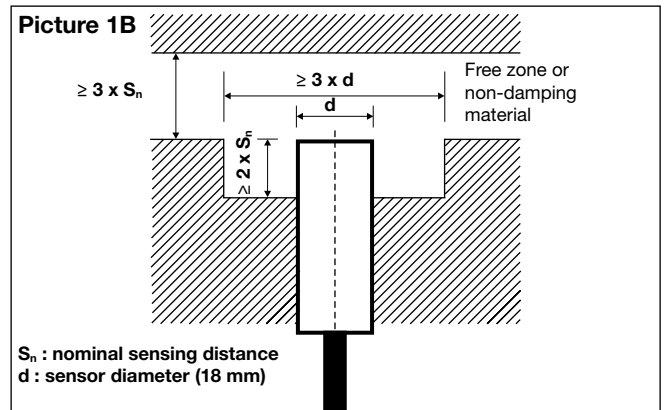


Installation

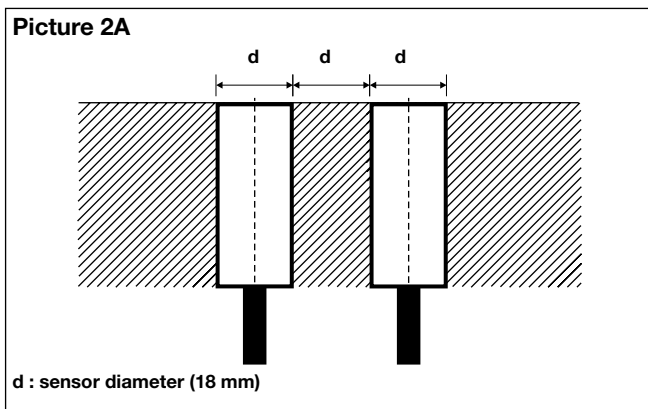
Flush sensor, when installed in damping material, must be according to Picture 1A.



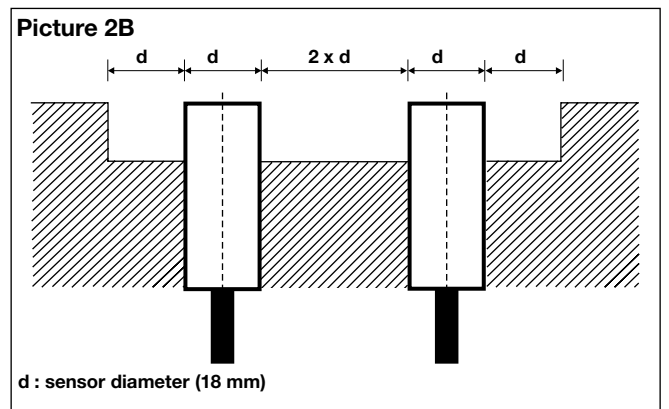
Non-flush sensor, when installed in damping material, must be according to Picture 1B.



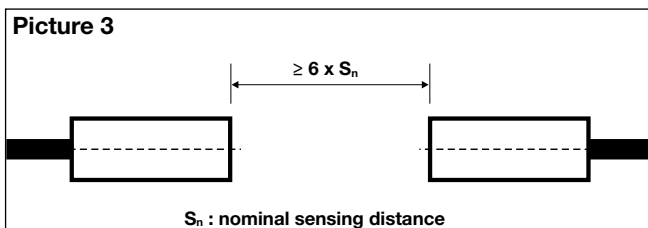
Flush sensors, when installed together in damping material, must be according to Picture 2A.



Non-flush sensors, when installed together in damping material, must be according to Picture 2B.

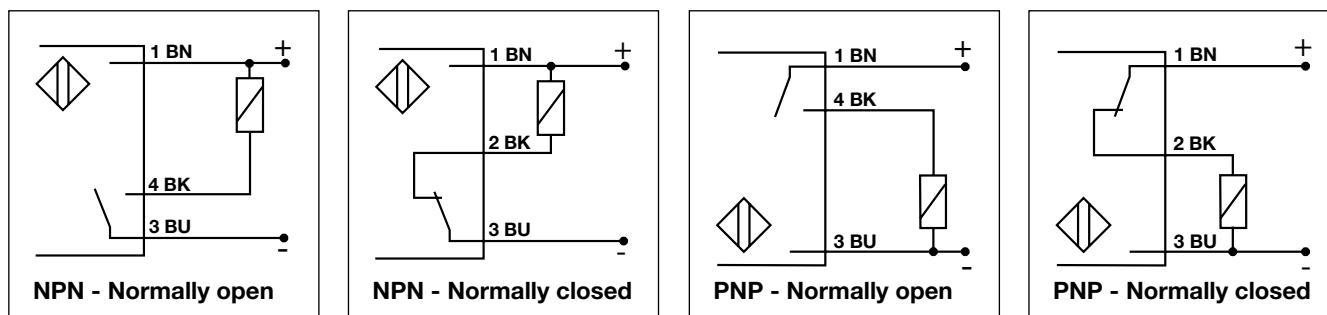


For sensors installed opposite each other, a minimum space of $6 \times S_n$ (the nominal sensing distance) must be observed (See Picture 3).





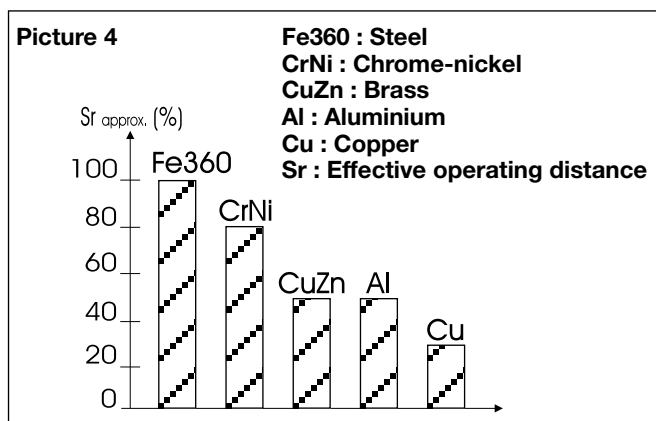
Wiring Diagram



Reduction Factors

The rated operating distance is reduced by the use of metals and alloys other than Fe360.

The most important reduction factors for inductive proximity sensors are shown in Picture 4.



Delivery Contents

- Inductive proximity switch ICB.
- 2 nuts NPB
- Packaging: plastic bag

Accessories for Plug Versions

	PVC	PUR
3-wire angled connector, 2 m cable	CONB13NF-A2	CONB13NF-A2P
3-wire angled connector, 5 m cable	CONB13NF-A5	CONB13NF-A5P
3-wire angled connector, 10 m cable	CONB13NF-A10	CONB13NF-A10P
3-wire angled connector, 15 m cable	CONB13NF-A15	CONB13NF-A15P
3-wire straight connector, 2 m cable	CONB13NF-S2	CONB13NF-S2P
3-wire straight connector, 5 m cable	CONB13NF-S5	CONB13NF-S5P
3-wire straight connector, 10 m cable	CONB13NF-S10	CONB13NF-S10P
3-wire straight connector, 15 m cable	CONB13NF-S15	CONB13NF-S15P

For any additional information or different options, please refer to the "General Accessories - Connector Cables -Type CONB1..." datasheets.

X-ON Electronics

Largest Supplier of Electrical and Electronic Components

Click to view similar products for [Proximity Sensors](#) category:

Click to view products by [Carlo Gavazzi](#) manufacturer:

Other Similar products are found below :

[01.001.5653.1](#) [70.340.1028.0](#) [70.360.2428.0](#) [70.364.4828.0](#) [70.810.1053.0](#) [72.360.1628.0](#) [73.363.6428.0](#) [8027AL20NL2CPXX](#) [FYCC8E1-2](#)
[9221350022](#) [922AA2W-A9P-L](#) [PLS2](#) [GL-12F-C2.5X10\(LOT3\)](#) [972AB2XM-A3N-L](#) [972AB3XM-A3P-L](#) [PS3251](#) [980659-1](#) [QT-12](#) [E2E2-](#)
[X5M41-M4](#) [E2E-X14MD1-G](#) [E2E-X2D1-G](#) [E2EX2ME2N](#) [E2EX3D1SM1N](#) [E2E-X4MD1-G](#) [E2E-X5E1-5M-N](#) [E2E-X5Y2-N](#) [E2E-X7D1-](#)
[M1J-T-0.3M-N](#) [E2FMX1R5D12M](#) [E2K-F10MC1](#) [5M](#) [EH-302](#) [EI3010TBOP](#) [EI5515NPAP](#) [MS605AU](#) [EP175-32000](#) [BSA-08-25-08](#)
[IFRM04N35B1/L](#) [IFRM04P1513/S35L](#) [IFRM06P1703/S35L](#) [IFRM08P1501/S35L](#) [IFRM12N17G3/L](#) [IFRM12P17G3/L](#) [IFRM12P3502/L](#)
[IFRM12P37G1/S14L](#) [ILFK12E9189/I02](#) [ILFK12E9193/I02](#) [IMM2582C](#) [OISN-013](#) [25.161.3253.0](#) [25.332.0653.1](#) [25.352.0653.0](#)