

Panel Actuators and Indicators

Type PA2

Contact Block

CARLO GAVAZZI



- High switching power
- Double switch
- Industrial applications
- 10A switching capacity
- Up to 500VAC
- Modular mounting (up to 3 elements)
- Screw terminals
- High reliability
- cULus and CE
- According to EN ISO 13850 (only NC slow action)
- IEC/EN 60947-5-1, IEC/EN 60947-5-5, UL 508

Product description

Switching element equipped with two independent elements. Available in different switching configurations. Pole and throw configurations can be single pole single throw (SPST) or double pole single throw (DPST). Elements can be snapped to each other on the bottom, up to 3.

Approvals



Technical data

Contact resistance	≤50mΩ
Travel	5.8 ± 0.2mm (2.28" ± 0.08")
Rated insulation Voltage U _i	660VAC/DC (acc. to IEC 60947-5-1) 600VAC/DC (acc. to UL508)
Rated imp. withstand voltage U _{imp}	2500VAC 50Hz 1min.
Minimum switching power	
Min Current	100mA
Min Voltage	24V
Switch housing	PC
Contact parts	Cu
Contact material	
Standard	Hard silver
Optional	Gold/silver
Optional for aggressive atmospheres	Silver/palladium
Operating temperature	-25 to +70°C (-13 to +158°F)
Storage temperature	-30 to +80°C (-22 to +176°F)

Terminals

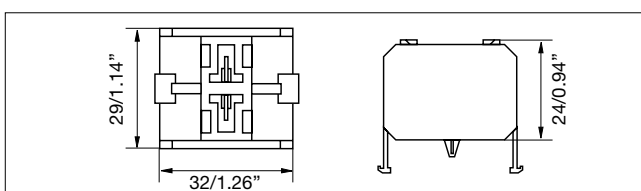
Screw terminals

Max. section single-core wire
Max. section stranded wire
Copper conductor wire

2 x 2.5mm² (0.004sq.inch)
2 x 1.5mm² (0.002sq.inch)
14 AWG @ 60°C or 75°C
CU conductor
1.2Nm (10.6in.lb.)

Terminal tightening torque

Dimensions mm/inches



Ordering key

PA 2 110 / 1

Type _____
Number of contacts _____
Contact code _____
Options (1 = Snap action
2 = Slow action with forced opening ⊖ NC contact)

Contact code

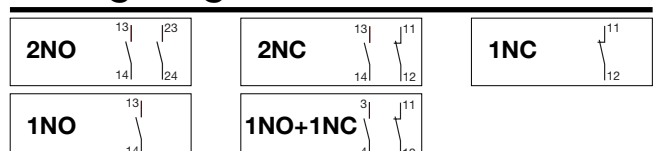
Contact configuration	Contact code
2 NO contacts (DPST)	200
2 NC contacts (DPST)	020
1 NC contact (SPST)	010
1 NO contact (SPST)	100
1 NC + 1 NO contacts (DPST)	110

Contact characteristics


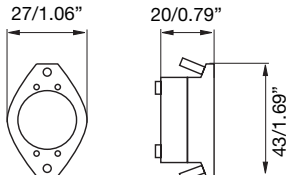

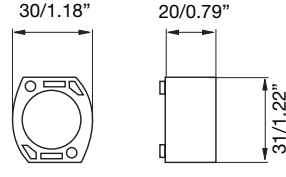

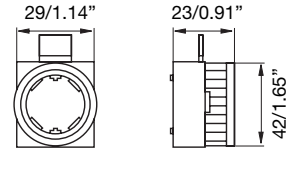
Contact Rating AC1	10A @ 250VAC		
Contact Rating	AC15	DC13	
(acc. to IEC 60947-5-1)			
	@ 24V 10A	6A	
	@ 110V 8A	1A	
	@ 220V 6A	0.5A	
	@ 380V 4A	-	
	@ 500V 2.5A	-	
AC Contact Rating (acc. to UL 508)	A600	B600	
B600 (all snap codes)	@ 120V 6A	3A	
A600 (all slow codes)	@ 240V 3A	1.5A	
	@ 480V 1.5A	0.75A	
	@ 600V 1.2A	0.6A	
DC Contact Rating (acc. to UL 508)	Q600	Q300	
Q600 (all snap codes)	@ 125V 0.55A	0.55A	
Q600 (100, 200 slow codes)	@ 250V 0.27A	0.27A	
Q300 (010, 020, 110 slow codes)	@ 480V 0.10A	-	
	@ 600V 0.10A	-	

Contact rating code designation	Thermal continuous test current, Amperes	Maximum current, amperes (acc. to UL508)								Maximum volt-amperes	
		120V		240V		480V		600V		Make	Break
A600	10	60	6.00	30	3.00	15	1.5	12	1.2	7200	720
B600	5	30	3.00	15	1.50	7.50	0.75	6	0.6	3600	360
Contact rating code designation	Thermal continuous test current, Amperes	Maximum current, amperes (acc. to UL508)			Maximum make or break volt-amperes @ 300V or less						
		125V	250V	301 to 600V							
Q600	2.5	0.55	0.27	0.10	69						
Q300	2.5	0.55	0.27	-	69						

Wiring diagram

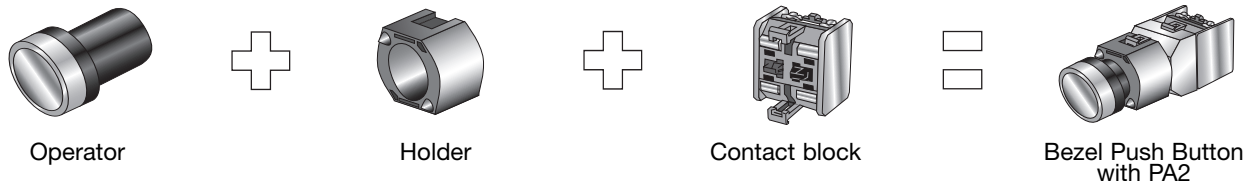


Holders

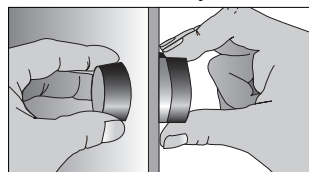
	Holder type "M"	<p>Code PB MB M</p> <p>Material Zn + PBT</p>	
	Holder type "P"	<p>Code PB MB P</p> <p>Material PBT</p>	
	Holder type "N"	<p>Code PB MB N</p> <p>Material PC</p>	

Assembling and Mounting

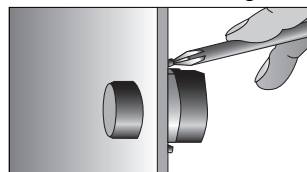
It come easy to get a complete product. Just to choose the operator, the holder, the lamp element and the contact block (up to 3).



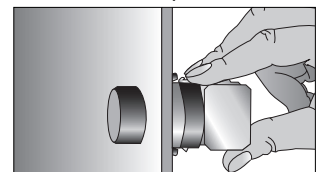
To install it, the only tool needed is a screwdriver. The same used to wiring the contact block can be used to fix the push-button.



The operator will be inserted into the panel.









The holder will be secured at the back by two screws or nut.



The contact block is snapped on.

Accessories for Panel Actuators

	Terminal shield	Installed behind the wiring screws of the contact block to avoid electric shock.	PC	PA 2 SHIELD
	Mounting ring Ø22mm (0.87")	Installed on plastic panel to strengthen mounting.	FE	PA MR 22
	Mounting ring Ø25mm (0.98")	When the mounting hole is Ø25mm (0.98"), it should be add to the panel.	FE	PA MR 25
	Label frame	Hang it on the push button or pilot light, for symbol or text explanation.	PC	10mm/0.39" 18mm/0.71" PA LBF 11 PA LBF 18
	Yellow protection ring	To protect button and to prevent strike or mistaking operation.	ABS Rubber	Ø40mm/Ø1.57" Ø60mm/Ø2.36" PA YPR 4 PA YPR 6
	Panel hole cap Ø22mm (0.87")	For blocking up prepared or useless holes on the panels.	ABS	PA PHC 22

X-ON Electronics

Largest Supplier of Electrical and Electronic Components

Click to view similar products for [Lamp Holders & Accessories](#) category:

Click to view products by [Carlo Gavazzi](#) manufacturer:

Other Similar products are found below :

[811730-1](#) [MS25041-6-327](#) [MS25041-8-327](#) [162-8430-0931-502-327](#) [PBMBN](#) [251-7538-15-504](#) [2802](#) [294502](#) [162-8430-0932-502-327](#) [183-9730-14-602](#) [21-16](#) [251-8738-15-504](#) [259-1930-29-801](#) [2707508753800](#) [350-0410-01-203](#) [367-8430-0971-503](#) [367-8430-09-802](#) [367-8430-09-810](#) [371-8738-14-504](#) [4610](#) [367-8430-0972-503](#) [367-8430-09-808](#) [367-8430-09-809](#) [492H412-9](#) [MS25256-2-327](#) [737AS15](#) [830-1430-14-503](#) [PBMBP](#) [851-1030-0001-504](#) [047340229301](#) [061131002301](#) [081041001100](#) [019310105301](#) [080320205303](#) [361-8836-0931-552](#) [1.71.209.001/0000](#) [1.71.209.001/0000](#) [1301910073](#) [04-12](#) [02-82](#) [26-07](#) [07-20](#) [101-8430-09-203](#) [177-8430-09-503](#) [162-8430-0937-502](#) [812-1030-09-506](#) [250-8738-14-504](#) [125-1310-11-103](#) [270-1930-702](#) [MS25041-7-327](#)